

09

ADD % TO PRICES

Tables Folding Stationary Flip Top

List Prices Effective January 1, 2009

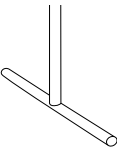
BERCO 

Table Of Contents

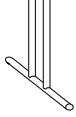
Delivered Pricing Terms and Conditions 5
Terms and Conditions Of Sale 6
Care and Maintenance 7
Environmental Stewardship 7

Voyager Table Specifications (Tubular Steel Base) 8
 How to Specify, Powder Coat Finishes 9

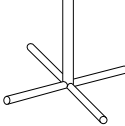
Stationary



Self-Edge, Vinyl, PVC
 Square, Round 10-11
 Rectangular 12-15
 Racetrack, Boat 16-17
 Oval 18-19
 Trapezoid, Half Round 20-21
 Quarter Round, Crescent 22-23



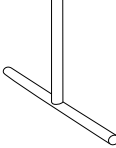
Wood Edge
 Square, Round 24-25
 Rectangular 26-29
 Racetrack 30-31
 Boat 32-33
 Oval 34-35
 Trapezoid 36-37
 Half Round 38-39
 Quarter Round 38-41
 Crescent 40-41



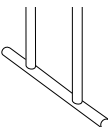
Comfort Edge Tops
 Rectangular 42-45

Folding 46-49

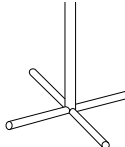
Jupiter Table Specifications (Solid Steel Base) 50
 How to Specify, Powder Coat Finishes 51



Self-Edge, Vinyl, PVC
 Square, Round 52-53
 Rectangular 54-55
 Racetrack 56-57
 Boat 58-59
 Oval 58-61
 Trapezoid, Half Round 60-61
 Quarter Round, Crescent 62-63

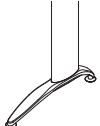


Wood Edge
 Square, Round 64-65
 Rectangular 66-69
 Racetrack 68-71
 Boat 70-73
 Oval 72-73
 Trapezoid, Half Round,
 Quarter Round, Crescent 74-75

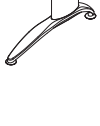


iO Plus Table Specifications 76
 How to Specify, Powder Coat Finishes 77

Stationary



Self-Edge, Vinyl, PVC, Wood
 Rectangular, Racetrack 78-79
 Half Round, Quarter Round, Crescent 80-81

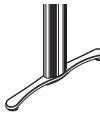


Comfort, Euro Wood, and Wood
 Rectangular, Racetrack 82-83
 DogBone® 84-85


Folding 86-87

Telesto Table Specifications 88
 How to Specify, Powder Coat Finishes, Column Cover 89

Stationary



Self-Edge, Vinyl, PVC
 Square, Round 90-91
 Rectangular, Racetrack, Oval 92-93
 Trapezoid, Crescent,
 Half Round, Quarter Round 94-95




Wood Edge
 Square, Round 96-97
 Rectangular 98-99
 Racetrack, Oval 100-101
 Trapezoid, Crescent,
 Half Round, Quarter Round 102-103

Comfort Edge 104-107


Folding 108-109

Titan Table Specifications 110
 How to Specify, Powder Coat Finishes 111

Stationary



Self-Edge, Vinyl, PVC
 Square, Round 112-113
 Rectangular, Racetrack, Half Round 114-115

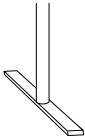
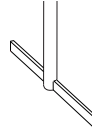


Wood Edge
 Square, Round 116-117
 Rectangular, Racetrack, Half Round 118-119

Folding 120-121

Excaliber / Olympia Tables Specifications 122
 How to Specify, Powder Coat Finishes 123

Stationary

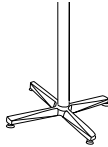
Self-Edge, Vinyl, PVC
 Square, Round 124-125
 Rectangular 126-127

Wood Edge
 Square, Round 128-129
 Rectangular 130-131

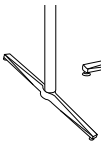
Folding 132-133

Starfire Table Specifications 134
 How to Specify, Powder Coat Finishes 135

Stationary



Self-Edge, Vinyl, PVC
 Square, Round 136-137
 Rectangular 138-139



Wood Edge
 Square, Round 140-141
 Rectangular 142-143

Table Of Contents

Tubular Steel Bases

Voyager Bases

Voyager Stationary	144-147
Voyager Adjustable Height	148-148

Solid Steel Bases

Jupiter Bases	150-153
Excaltiber Bases	154-157
Olympia Bases	158-161

Cast Iron Pedestals

Starfire	162-163
Marblehead, Popstik	164-165

Steel Spinning Pedestals

Discus, Vortex	166-167
----------------	---------

Tubular Steel Legs

Titan	168-169
-------	---------

Permanent Mount Pedestals

Titan PMB, iO Plus PMB	170-171
------------------------	---------

Cylinder Bases and Panel Ends

Voluma Cylinder	172-173
Voluma Panel Ends	174

Solid Hardwood Legs

Sequoia	175
---------	-----

Tops

Self, Vinyl & PVC Edges with Laminate	176-180
Wood Edges with Laminate	181-186
Comfort Edges with Laminate	187
Wood Edges with Veneer	188-191
Soft Molded Urethane Edge with Laminate	192
Quarry Resin Solid Top	193
Rainbow Resin Edge with Laminate	194-195
Drop Leaf Tops	196
Linoleum	197

Specifications

Surface Selections	198
Self, Vinyl, PVC Edge	199
Soft Molded Urethane Edge	200
Quarry Resin Solid Top	201
Rainbow Resin Edge	201
Wood Edge (Laminate Surface)	202-203
Wood Edge (Veneer Surface)	204-205
Aluminum Edge	205

Table Top Specifications

Core	206
Laminate	206
Backer	206
Veneer, Veneer Backing Sheet	206
Weight	206
Glue	206
Sizes	206
Edging	206
Predrilling	206
Packaging	206

Table Top Options

Edge Combinations	206
3" Radius Corners	206
Special Shape Tops	206
Tamper Proof Screws	206

Finish Specifications

Powder Coat Finishes	207
Wood Pedestal Finishes	207

Table Options

Computer Accessories	
CPU Mount, Articulating Keyboard Arm	208
Modesty Panel, Grommets, WMC	209
Flip Top and Nesting	210
Storage Carts	211
Spiders	212
Threaded Metal Inserts	212
Special Heights for Pedestals	212
Glides and Casters	213
Power & Data Solutions	
Interport, Interport Interlink	214
Miniport, Miniport Interlink	214
Power & Data Surface, Power & Data Surface Interlink	215
MHO, MHO Interlink	215
Powerlift	216
Power Strip	216
Nesting Electrical	216
Grommets	217

Table Locks

Table Locks Type "A"	218
Table Locks Type "B"	219
Table Locks Type "C"	219
Table Locks Type "D"	219

Seating Charts

Individual Tables	220
Training Tables	221

Design Data

Pedestal Spacing (Stationary and Nesting Tables)	222-224
Pedestal Spacing (Folding Tables)	225
Standard Shape Tops	226
Flip-Top, Adjustable Height	227
Nesting Dimensions	228

Contact Information:

Berco, Inc.	1120 Montrose Ave.
St. Louis,	Missouri 63104
p. 888-772-4788	f. 888-772-4789
email: info@bercoinc.com	www.bercoinc.com

Delivered Pricing Terms and Conditions

Delivered Prices Include:

Regular ground transportation only dock to dock – via carrier of Berco's sole discretion. Any additional transportation charges such as, but not limited to, non-standard routing, authorized split shipments, reconsignment, re-delivery, or storage will be the sole responsibility of the customer.

**ALASKA, HAWAII AND
PUERTO RICO**
Prices include shipping to port
of embarkation.

Table installation and assembly are NOT included in Delivered Pricing. Please arrange for installation and assembly with your Berco Dealer or Representative.

Special Shipping Requests: Any special requests such as "Inside Delivery" will incur additional shipping charges and will be the responsibility of the customer. Please call Customer Service for a quotation. Any special requests made by the customer directly to the carrier will be the sole responsibility of the customer.

Routing:

Berco reserves the right to use the carrier of its choice at their sole discretion.

Freight Claims:

Legal title to merchandise passes to the buyer upon acceptance by the consignee. All cartons must be carefully inspected upon delivery for damage. Once a clear delivery receipt is given to the carrier, Berco Inc. is no longer legally responsible for damage or shortage.

In the event of damage, the carrier's driver must note damage on the delivery receipt and freight bill. Retain all packaging and contents and immediately contact Berco's Customer Service Department at 888-772-4788 to initiate a claim.

Shortage Claims:

Shortages must be reported to Berco, Inc. Customer Service (1-888-772-4788) within 10 business days of delivery. Any shortage not reported within 10 business days from delivery shall be the sole responsibility of the customer.

All properly documented shortages will be credited 100% – provided the freight is retained at original location and available for salvage pickup by the carrier.

Damage Claims:

All of our merchandise is packed to comply with carrier requirements. It is the customer's right to inspect all contents of damaged cartons prior to the driver's departure.

If shipment is not delivered in good order, the damage must be properly noted by the carrier's driver on the Delivery Receipt. All cartoning and merchandise must be retained at the consignee's location. If the damage or shortage is not properly documented or if products or cartons are removed from the original delivery location, Berco, Inc. will not honor the claim, and such damage or shortage will be the sole responsibility of the customer.

All properly noted damages will be credited 100% provided the freight is available for salvage pickup by the carrier.

Damage claims not properly documented, as outlined, will not be honored by Berco Inc. and will be the sole responsibility of the customer.

Customer Designated Carrier Terms:

For customers designating their own freight carrier, freight charges shall be collect or third party billing. A 5% discount from the net price will apply for all shipments FOB Factory.

All freight will be subject to actual freight class. Berco Inc. will not be responsible for any billing disputes with shipments FOB Factory.

Any damages or short shipments will be the sole responsibility of the customer.

INTERNATIONAL SHIPMENTS
PLEASE CONSULT CUSTOMER
SERVICE FOR PRICING
1-888-772-4788

Terms and Conditions

Terms Of Sale:

All prices herein are list prices F.O.B. destination to the 48 contiguous states. Orders to Alaska, Hawaii and Puerto Rico are shipped to port of embarkation.

Illustrations, specifications, and prices are based on the latest information at the time of publication. The right is reserved to make changes at any time without notice regarding pricing, finishes, materials, specifications, and models, and to discontinue models and finishes.

Berco Inc. is not responsible for omissions or errors in typography or photography.

All orders are subject to acceptance by Berco Inc.

Payment terms: 1% 15 days, Net 30 Days. A 50% deposit prior to order processing must accompany all orders for customers who have not established open account terms with Berco.

Berco does not allow any unearned discounts. All unearned discounts will be charged back to the customer. Interest will be collected at the legal maximum rate on all past due accounts.

Berco, Inc. does not allow C.O.D. shipments.

New Accounts:

Possession of this price list does not constitute an offer to sell. Please contact Berco Inc., for your area representative or visit our web site, www.bercoinc.com.

Order Processing:

Purchase Orders must be received in writing. This includes orders sent via U.S. Postal Service, fax and e-mail. All orders received via e-mail must contain either a digital signature or a signed purchase order in PDF format. Duplicate purchase orders not marked "CONFIRMATION" are the sole responsibility of the customer. Purchase orders must be complete and pricing correct.

Important: All orders are manufactured and invoiced according to the **Acknowledgement**. Please review your acknowledgements and immediately report any discrepancies to Berco Inc. If there is a discrepancy between the purchase order and the acknowledgement it is the responsibility of the customer to notify Berco Inc. immediately. Modifications to acknowledged orders are not allowed without express written approval from Customer Service.

Modifications:

Modifications to our standard items are available. Call customer service for assistance and pricing. Engineering charges will be quoted on the initial purchase, if applicable.

Cancellations and Changes:

Cancellations or changes will not be accepted once a purchase order has been acknowledged without express written approval from Berco Inc. Requests for order cancellation or change must be received in writing. If cancellation is approved, a processing fee of 25% of the original purchase amount will be assessed. All non-standard orders for special construction or special finish cannot be cancelled once work production has started.

Taxes:

Applicable sales and other taxes will be charged separately unless the proper exemption certificate for such taxes is supplied.

Returns:

Returns will not be accepted without prior written authorization by Berco Inc., Customer Service will provide the necessary return authorization forms and Bills of Lading. Returns that are unauthorized and not accompanied by the required documentation and Bills of Lading will be refused. The decision to allow product to be returned is at Berco's sole discretion.

A restocking charge of 25% of the original purchase amount will incur on standard items authorized for return provided all goods are in perfect condition. All freight charges incurred in the return will be the sole responsibility of the customer.

Repairs:

Berco Inc. will not allow charges for repairs and deductions for repair costs without prior written authorization. Customer Service will provide the necessary authorization forms and instructions for repairs.

Storage Of Goods:

If requested, Berco Inc. will endeavor to store merchandise for the purchaser. For rates, please contact our customer service department.

Warranty:

All items manufactured by Berco Inc. are guaranteed against manufacturing defects for the period of THIRTY YEARS from the date of shipment with the exception of the following products, which carry a ONE YEAR warranty: Veneer Tops, Soft Molded Edge Tops, Rainbow and Quarry Resin Tops, Adjustable Height Pedestals, and PowerNet electrification and network accessories. At Berco's sole discretion, we will repair or replace any item determined by Berco to be defective as a result of manufacturing defects. In no event shall liability under this warranty exceed the original purchase price of the defective product. We will not repair or replace any item which has been abused or subjected to any use other than that which was originally intended for our product.

Berco does not warranty the matching of color, grain and texture of wood due to natural variations, which cannot be controlled.

Warranty on plastic laminate is not covered by Berco but it is covered only by the laminate manufacturers under their warranties.

There are no other warranties expressed or implied.

Care and Maintenance

Care and Maintenance

Laminate Surfaces, T-Mold and PVC Edges

Clean with a mild soap solution and rinse with clean water. Wipe the entire surface, moving with the pattern; follow this by wiping with a clean, dry soft cloth.

Wood Edges and Veneer Surfaces

Clean all surfaces frequently with a soft cloth dampened with water. Move the cloth in the direction of the grain. Continue wiping until the wood surface is dry.

Use a soft cloth to immediately remove any liquids that come in contact with wood surfaces. Always blot to absorb spilled liquid, and lift objects to move. To prevent scratching never pull or "scoot" items across the finished surface.

To ensure a lasting finish and protect your furniture from surface damage caused by sharp objects and pens; place a protective pad or glass top on the surface. If using protective glass, place spacer pads under each corner to allow the wood surface to "breathe".

Avoid exposure of furniture to extreme heat or cold, wide humidity variances, and strong sunlight. Do not use or expose furniture to harsh solvents (cleaners with high concentrations of ammonia, etc.) Cleaners of this type will cause the finish to deteriorate.

Powder Coat Surfaces

Clean surface with a mild soap solution. Rinse with a soft cloth dampened with clean water.

Linoleum

After assembling remove fingerprints and fresh adhesive stains immediately with a damp cloth, or, if necessary, with a neutral detergent (pH 7) diluted in water, according to manufacturer's recommendations. (Johnson's Citrus Stride, Neutral Detergent or similar). Remove dried adhesive stains with white mineral spirits. (Always clean off mineral spirits residue with a damp clean cloth.)

For added protection use Johnson Wax Professional Linobase and/or 2 coats of Johnson Wax, Professional Carefree Matte or Taski Vision Matte. For added gloss, use Johnson Wax Professional Carefree High Gloss or Taski Ultra.

Periodic/Cleaning clean with a moistened cloth and a neutral detergent (pH 7) diluted in water, according to manufacturer's recommendations.

Maintenance of Mechanical Parts

For "flip tops" and "folding tables" (the base mechanisms), periodically clean lint and or debris from the moving parts. Do not apply lubricant. Mechanisms have been designed and tested not to require lubrication under normal conditions.

Soft Molded Urethane Edges

Clean edge with self-cleaning wax. For light stains use household cleaner and rinse off with damp cloth. For tough stains apply a damp paste of baking soda. Let stand for a minute and wipe clean. To disinfect, wipe with a diluted bleach solution and rinse off with damp cloth. Any spilled acid based products should be wiped immediately and rinsed off with a damp cloth.

Rainbow Resin Edge

Cleaning – dampen a soft cloth with a mild soap and water solution and gently cleanse.
To restore the luster to the edge, a light application of a high-grade furniture wax is recommended.
Precaution. Do not freeze. Do not use abrasive pads, avoid placing hot objects or cigarettes directly on the edge, as damage may occur.

Quarry Resin Solid Top

Quarry Resin will maintain its "like new" appearance for years, if the following guidelines are observed:
Heat – Caution – Tabletop may be damaged by placing hot pans from the oven or cooktop directly on the table.
Cleaning – Use soap and water; apply with sponge, and towel dry to eliminate water spots.
To Renew Surface – Go over entire surface with a non-abrasive cleaner and a white Scotch-Brite™ pad. Wash with soap and water, and towel dry, to eliminate water spots.

Cuts and Scratches – To remove cuts and scratches, sand with a block using a 220 or 240 grit sand paper until the cuts are gone.

Chemicals – Quarry Resin is very resistant to most household cleaners, but should be protected from industrial cleaners, such as paint removers, paint brush cleaners, metal cleaners, oven cleaners, acetones, nail polish removers, and acid drain cleaners.

Environmental Stewardship

For many years, Berco has shown their commitment to environmental stewardship with inspiration and engineering. Beginning with the use of a 100% biodegradable linoleum surface and formaldehyde free wood fiber core to the recycled aluminum base Berco tables represent responsible use of sustainable materials. Berco recognizes the increasing importance of developing products that will allow architects, schools, businesses, and institutions to continue to support the economic and social well being of our local communities while striving for sustainable design and the essence of the "Green" movement.

Berco will continue to discover new materials and processes and implement them into the production of our products in order to truly provide "Table Solutions and Endless Possibilities" to our customers.

Voyager Tables are manufactured with Berco's goal of quality and value and ideally suited for use in a myriad of settings including corporate training rooms, cafeterias, educational settings and healthcare environments. Your choice of options make our Voyager tables adapt to your specific requirements.

Table Height

All tables are 29" overall height within industry tolerances, including top and pedestal. Special heights are available.

Table Assembly

All stationary and flip top tables come equipped with Phillips wood screws for attaching pedestal to table top. All folding tables have legs factory installed at no additional charge. Flip-Top Tables: Pedestals and top shipped separately.

Table Top Specifications

Laminate Tops: Standard core is 1-1/8" thick 45# industrial grade particleboard. Tops are laminated under continuous pressure using cold PVA glue with HPL laminate and balanced with backing sheet. Standard laminate selections include Formica, Wilsonart, Nevamar and Pionite. Please consult Customer Service for pricing and availability for other brands of laminates.

Veneer Tops: Veneer is 0.025" thick, select quality, rotary cut or plain sliced. All faces are book matched and balanced. Panels are backed with a commercial balanced backer. Veneer tops are finished with a multicoated system of catalyzed, semi-gloss varnish.

Lightweight Tops: Our lightweight solid core material is 1-1/8" thick, and available on stationary and folding tables at an additional charge. These tops are approximately 30% lighter than our standard tops.

Edging: Offered in a variety of edge styles including self-edge, vinyl, PVC, and wood. Please refer to page 199 for vinyl and PVC colors, and page 202 for wood finishes.

Table Pedestal Specifications

Finishes: Available in 40+ standard resin powder coat finishes. Chrome plated and simulated metallic finishes are offered at an additional charge. Our unique mechanical construction enables a flawless seam when mixing column finishes with any base finish. Custom finishes available. Please contact Customer Service for quotation.

Glides and Casters: All tables are equipped with 1" diameter stainless steel, rubber cushioned glides with 1" long stem secured with full threaded rivets to maintain stability. Optional styles of glides and casters available at an upcharge. Please refer to page 213 for styles and pricing.

Stationary PS/PS1 Table Pedestals and PS2 (for tops 42" and 60" wide) Table Pedestals

Constructed of 2" 14 gauge, cold rolled steel tubing with MIG welded end caps polished for a seamless appearance. Smaller pedestals equipped with powder coated 10" locking cast spider; larger pedestals equipped with cast spider, machined for column recess to insure levelness. 2" diameter (14 gauge) and 3" diameter (16 gauge) lathe cut columns constructed from welded, cold rolled flash controlled tubing. Factory assembled with 1/2"-13 threaded steel rod and flange nut at 60 ft/lb torque. Shipped fully assembled. PS Cross base pedestals are packaged individually and PS1 End base pedestals are packaged in pairs.

Stationary PS2 Table End Base Pedestals (for tops 18" to 36" wide)

These double column stationary tables are designed to match Voyager "PF" folding tables, 18" to 36" wide. Bases are constructed of 1-1/2" (14 gauge) welded cold rolled steel tubing with MIG welded end caps, polished for a seamless appearance. Equipped with two welded steel gusset-mounting plates. Columns are 1-1/4" diameter (16 gauge) welded, cold rolled, flash controlled tubing. Packaged in pairs and shipped fully assembled.

Voyager Folding Table Leg Specifications

Our patented spring loaded folding mechanism is fully riveted to a steel mounting plate. Vinyl bumpers are integrated into the mechanism allowing for a non-marring, 3-1/2" stacking height. Equipped with molded release handle, teal covered for easy identification. Integral catch holds leg in folded position. Folding legs are constructed of welded, cold rolled steel tubing with MIG welded end caps, polished for seamless appearance. Columns are permanently bolted to the base for a seamless appearance and fully TIG welded to the folding mechanism.

"PF" Series: "PF" Series folding tubular legs complement the PS2 Double Column End Base Pedestals and are constructed with 1-1/2", 14 gauge steel tubing. Columns are 1-1/4" diameter, 16 gauge, steel tubing.

"VF" Series: "VF" Series folding tubular legs are designed to match the PS1 Single Column End Base Pedestals, constructed of 2" diameter 14 gauge steel tubing. The column is 2" diameter, 14 gauge steel tubing.

Berco offers a single folding leg as an option to our end base folding leg. Please refer to the Titan specifications on page 110 for further information.

Voyager Table Options

There are several options available on Voyager stationary and folding tables. **For detailed specifications on available options, please refer to Options Specifications on pages 208-219.**

Ordering Instructions for Voyager Tables

Specify the table to be ordered using the following method:

1. Select **Table Model Number** VF-3060
2. Select Top **Edge Profile** W18
3. Select Edge **Color/Name or Wood Finish** CH1 Natural
 3a. Indicate **Wood Species** Cherry
4. Select **Top Surface** – include
 - 4a. Manufacturer Wilsonart
 - 4b. Number and Finish 1573-60
 - 4c. Description Frosty White
5. Select **Pedestal Finish** – include
 - 5a. Color Number S10
 - 5b. Color Name Ebony
6. Select Any Applicable **Options** Bullnose Ends

Refer to add-on options listed for each table model and pages 208-219 for additional options.

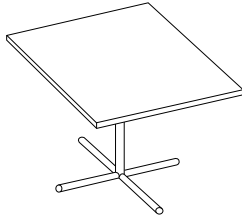
Powder Coat Finishes

Berco powder coating is a four step process: degreasing, conversion coating, electrostatic powder application, and oven curing above 350 degrees F. All powder coatings are epoxy resin formulations providing a very durable and hard finish.

Textured Finishes		Metallic Finishes		Smooth Finishes		Chrome Finishes	
T01	Quartzite	M24	Chrometal	S10	Ebony	C10	Bright Chrome
T02	Speckled Salt	M33	Titanium	S11	Snow	C29	Satin Chrome
T03	Shubi Oxide	M34	Pewter	S14	Cappuccino		
T04	Dusty Ash	M35	Champagne	S15	Graphite		
T05	Black Wrinkle	M36	Cinnamon Sparkle	S18	Gray Luster		
T06	Brown Wrinkle	M37	Volcanic Bronze	S19	Mink		
T07	Winter Sky	M38	Gunmetal	S20	Monument Grey		
T08	Wahelo Red	M39	Moonlit Silver	S21	Tranquil		
T09	Grazor	M40	Oyster Pearl	S22	Caramello		
T12	Battleship Grey	M41	Pumice Stone	S23	Jet Black		
T13	Blue Montrose	M42	Pyrite	S24	Maritime		
T16	Charcoal Wrinkle			S25	Patriot Blue		
T17	Platinum Wrinkle			S26	Bonzai		
T32	Smoketone			S27	Nutmeg		
T37	Graytone			S28	Dusk		
				S29	Sky Grey		
				S30	Bittersweet		
				S31	Signature Purple		
				S32	Wasabi		

VOYAGER Stationary Tables

Tubular Steel Pedestals



High Pressure Laminate Surface
Edge Style, Type and Size

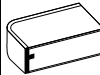

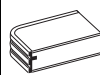




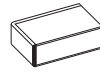

Self	Vinyl T-Mold	Specialty PVC	
	 L-21		
 1/16"x1-1/4" L-10	 L-18	 L-23	
 P-12	 L-15	 L-20	 P-14
3mmx1-1/4"	1/4"x1-1/4"	1/4"x1-3/4"	2mmx1-1/4"

Table Model	Base Model	Base Tubing Style	List Price Textured & Smooth Pedestal Finishes			
PS-2424	P2-22	B - 2"	\$487	\$488	\$536	\$511
PS-3030	P2-26	B - 2"	567	570	635	596
PS-3636	P3-32	B - 2"	727	733	816	768
PS-4242	P4-38	B - 2"	923	926	1051	969
PS-4848	P4-38	B - 2"	959	962	1098	1008



PS-24	P2-22	B - 2"	\$505	\$512	\$569	N/A
PS-30	P2-26	B - 2"	585	584	651	614
PS-36	P3-32	B - 2"	728	733	816	771
PS-42	P3-32	B - 2"	928	927	1058	974
PS-48	P4-38	B - 2"	1042	1041	1180	1094
PS-54	P4-38	B - 2"	1362	1361	1595	1430
PS-60	P4-38	B - 2"	1464	1463	1724	1537
PS-72†	P3-38-5	B - 2"	2423	2420	2848	2543




Table Model	Base Model	Base Tubing Style	List Price Textured & Smooth Pedestal Finishes			
PSX-2430	P2-2226	B - 2"	\$561	\$562	\$625	\$589
PSX-2436	P2-2226	B - 2"	583	584	651	612
PSX-3042	P4-2638	B - 2"	742	743	824	779
PSX-3048	P4-2638	B - 2"	764	765	851	802
PSX-3642	P4-3238	B - 2"	825	827	923	866
PSX-3648	P4-3238	B - 2"	888	891	1004	932

† Shipped as a one piece top with center seam.

Berco Customer Service (888) 772-4788

Self, Vinyl, and PVC Edge Laminate

For wood edge tables see pages 24-41.

	Page
Table Specifications	8
How to Order	9
Surface Selections	198
Edge Specifications	199-205
Pedestal Finish Selections	207
Table and Base Options	208-219
Power & Data Options	214-217
Design Data	220-227

Options - Add To List Price

Chrome	Metallic	2nd Finish	Flip Top	Adjustable Height	Special Height	Bullnose Ends	Equalizer Glides	Casters	Table Locks "A"
\$90	\$60	N/C	\$94	\$845	\$49	\$77	\$35	\$200	
90	60	N/C	94	852	49	77	35	200	\$63 Per Lock Factory Installed
90	60	N/C	94	N/A	64	77	35	200	
90	60	N/C	94	N/A	82	77	35	200	Please Provide Table Layout Drawing Or See Page 218 For Table Configurations
90	60	N/C	N/A	N/A	82	77	35	200	Recommended For Flat Edges Only L-10, L-18, L-20, L-21, P-12, P-14.
\$90	\$60	N/C	\$94	\$845	\$49	\$77	\$35	\$200	
90	60	N/C	94	852	49	77	35	200	Hardware only For Field Installation \$39
90	60	N/C	94	855	64	77	35	200	
90	60	N/C	94	N/A	64	77	35	200	
90	60	N/C	94	N/A	82	77	35	200	
90	60	N/C	N/A	N/A	82	77	35	200	
90	60	N/C	N/A	N/A	82	77	35	200	
152	102	N/C	N/A	N/A	259	77	35	200	

Voyager Adjustable Height Tables with glides adjustment range: 27.25" to 40.625"
 Voyager Adjustable Height Tables with casters adjustment range: 30" to 43.375"
 Adjustable height tables not available in chrome or metallic

Voyager Adjustable Height Tables with glides adjustment range: 27.25" to 40.625"
 Voyager Adjustable Height Tables with casters adjustment range: 30" to 43.375"

Chrome	Metallic	2nd Finish	Flip Top	2 Flip-Tops W/Bridge	Adjustable Height	Special Height	Bullnose Ends	Equalizer Glides	RMP*	Casters
\$90	\$60	N/C	\$94	N/A	N/A	\$49	\$77	\$35	N/A	\$200
90	60	N/C	94	N/A	N/A	49	77	35	N/A	200
90	60	N/C	94	N/A	N/A	82	77	35	N/A	200
90	60	N/C	94	N/A	N/A	82	77	35	N/A	200
90	60	N/C	94	N/A	N/A	82	77	35	N/A	200
90	60	N/C	94	N/A	N/A	82	77	35	N/A	200

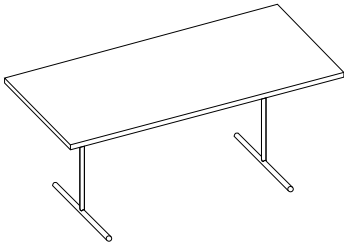
For additional top sizes see pages 176-197.

Thirty (30) Year Warranty

VOYAGER Stationary Tables

Tubular Steel Pedestals

Voyager Tables



High Pressure Laminate Surface

Edge Style, Type and Size

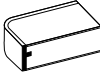

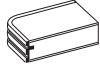


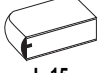


Self	Vinyl T-Mold	Specialty PVC	
	 L-21		
 1/16"x1-1/4" L-10	 L-18	 L-23	
 P-12	 L-15	 L-20	 P-14
3mmx1-1/4"	1/4"x1-1/4"	1/4"x1-3/4"	2mmx1-1/4"

Table Model	Base Model	Base Tubing Style	List Price			
			Textured & Smooth Pedestal Finishes			
PS1-1848	PEB-16	B - 2"	\$617	\$618	\$694	\$649
PS1-1860	PEB-16	B - 2"	662	663	751	694
PS1-1872	PEB-16	B - 2"	716	718	817	752
PS1-1884	PEB-16	B - 2"	803	805	927	843
PS1-1896	PEB-16	B - 2"	893	895	1041	937
PS1-2448	PEB-20	B - 2"	635	637	714	667
PS1-2460	PEB-20	B - 2"	671	679	767	711
PS1-2472	PEB-20	B - 2"	790	792	908	829
PS1-2484	PEB-20	B - 2"	859	861	995	902
PS1-2496	PEB-20	B - 2"	1025	1027	1201	1076
PS1-3048	PEB-26	B - 2"	702	703	789	737
PS1-3060	PEB-26	B - 2"	745	754	856	790
PS1-3072	PEB-26	B - 2"	832	843	965	882
PS1-3084	PEB-26	B - 2"	937	940	1088	984
PS1-3096	PEB-26	B - 2"	1043	1045	1218	1095
PS1-3648	PEB-26	B - 2"	800	803	916	840
PS1-3660	PEB-26	B - 2"	841	844	969	883
PS1-3672	PEB-26	B - 2"	893	895	1029	937
PS1-3684	PEB-26	B - 2"	1111	1113	1304	1166
PS1-3696	PEB-26	B - 2"	1225	1227	1446	1286

ADD 7% TO PRICES

Self, Vinyl, and PVC Edge Laminate

For wood edge tables see pages 24-41.

	Page
Table Specifications	8
How to Order	9
Surface Selections	198
Edge Specifications	199-205
Pedestal Finish Selections	207
Table and Base Options	208-219
Power & Data Options	214-217
Design Data	220-227

Options - Add To List Price

Chrome	Metallic	2nd Finish	2 Flip Tops w/bridge or Nesting	Adjustable Height	Special Height	Bullnose Ends	Equalizer Glides	RMP*	Casters	Table Locks "A"
\$106	\$70	N/C	\$204	N/A	\$98	\$78	\$36	\$253	C/F	\$63 Per Lock Factory Installed Please Provide Table Layout Drawing Or See Page 218 For Table Configurations Recommended For Flat Edges Only L-10, L-18, L-20, L-21, P-12, P-14. Hardware only For Field Installation \$39
106	70	N/C	204	N/A	98	78	36	277	C/F	
106	70	N/C	204	N/A	98	78	36	317	C/F	
106	70	N/C	C/F	N/A	98	78	36	349	C/F	
106	70	N/C	C/F	N/A	98	78	36	383	C/F	
118	78	N/C	204	1034	98	78	36	253	200	
118	78	N/C	204	1034	98	78	36	277	200	
118	78	N/C	204	1034	98	78	36	317	200	
118	78	N/C	C/F	N/A	98	78	36	349	200	
118	78	N/C	C/F	N/A	98	78	36	383	200	
128	88	N/C	204	1034	98	78	36	253	200	
128	88	N/C	204	1034	98	78	36	277	200	
128	88	N/C	204	1034	98	78	36	317	200	
128	88	N/C	C/F	N/A	98	78	36	349	200	
128	88	N/C	C/F	N/A	98	78	36	383	200	
128	88	N/C	204	1034	98	78	36	253	200	
128	88	N/C	204	1034	98	78	36	277	200	
128	88	N/C	204	1034	98	78	36	317	200	
128	88	N/C	C/F	N/A	98	78	36	349	200	
128	88	N/C	C/F	N/A	98	78	36	383	200	

ADD 7% TO PRICES

For additional top sizes see pages 176-197.

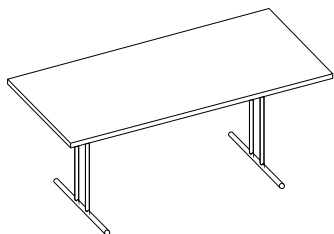
C/F = Consult Factory

Thirty (30) Year Warranty

VOYAGER Stationary Tables

Tubular Steel Pedestals

Voyager Tables



High Pressure Laminate Surface
Edge Style, Type and Size

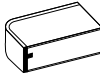

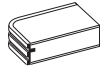


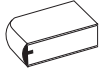


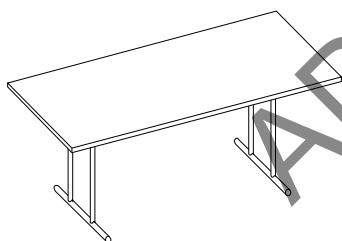
Self	Vinyl T-Mold	Specialty PVC	
	 L-21		
 1/16"x1-1/4" L-10	 L-18	 L-23	
 P-12	 L-15	 L-20	 P-14
3mmx1-1/4"	1/4"x1-1/4"	1/4"x1-3/4"	2mmx1-1/4"

Table Model Base Model Base Tubing Style List Price
Textured & Smooth Pedestal Finishes

PS2-1848	PEB2-16	A - 1-1/2"	\$673	\$674	\$695	\$706
PS2-1860	PEB2-16	A - 1-1/2"	717	718	806	753
PS2-1872	PEB2-16	A - 1-1/2"	771	774	872	809
PS2-1884	PEB2-16	A - 1-1/2"	858	860	982	901
PS2-1896	PEB2-16	A - 1-1/2"	948	950	1096	996
PS2-2448	PEB2-20	A - 1-1/2"	686	687	765	719
PS2-2460	PEB2-20	A - 1-1/2"	727	729	817	763
PS2-2472	PEB2-20	A - 1-1/2"	840	843	958	882
PS2-2484	PEB2-20	A - 1-1/2"	909	911	1045	955
PS2-2496	PEB2-20	A - 1-1/2"	1075	1077	1251	1129
PS2-3048	PEB2-26	A - 1-1/2"	757	758	844	795
PS2-3060	PEB2-26	A - 1-1/2"	807	809	911	847
PS2-3072	PEB2-26	A - 1-1/2"	895	898	1020	941
PS2-3084	PEB2-26	A - 1-1/2"	993	995	1144	1042
PS2-3096	PEB2-26	A - 1-1/2"	1098	1100	1274	1153
PS2-3648	PEB2-26	A - 1-1/2"	855	858	971	898
PS2-3660	PEB2-26	A - 1-1/2"	896	899	1024	942
PS2-3672	PEB2-26	A - 1-1/2"	948	950	1084	996
PS2-3684	PEB2-26	A - 1-1/2"	1166	1169	1360	1224
PS2-3696	PEB2-26	A - 1-1/2"	1280	1282	1502	1344



PS2-4248	PEB-32-2	B - 2"	\$1050	\$1052	\$1188	\$1102
PS2-4260	PEB-32-2	B - 2"	1105	1107	1255	1160
PS2-4272	PEB-32-2	B - 2"	1342	1344	1554	1409
PS2-4284	PEB-32-2	B - 2"	1468	1470	1710	1541
PS2-4296	PEB-32-2	B - 2"	1628	1631	1911	1709
PS2-4860	PEB-38-2	B - 2"	1288	1290	1480	1352
PS2-4872	PEB-38-2	B - 2"	1485	1488	1728	1559
PS2-4884	PEB-38-2	B - 2"	1646	1649	1928	1728
PS2-4896	PEB-38-2	B - 2"	1773	1777	2089	1862
PS2-6096	PEB-42-2	B - 2"	2116	2119	2644	2222

Berco Customer Service (888) 772-4788

Self, Vinyl, and PVC Edge Laminate

For wood edge tables see pages 24-41.

	Page
Table Specifications	8
How to Order	9
Surface Selections	198
Edge Specifications	199-205
Pedestal Finish Selections	207
Table and Base Options	208-219
Power & Data Options	214-217
Design Data	220-227

Options - Add To List Price

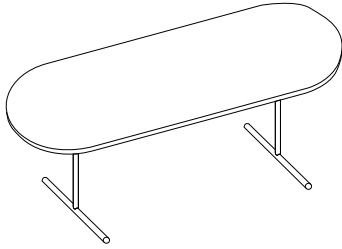
Chrome	Metallic	2nd Finish	2 Flip Tops w/bridge or Nesting	Special Height	Bullnose Ends	Equalizer Glides	RMP*	Casters	Table Locks "A"
\$128	\$88	N/C	\$204	\$168	\$78	\$36	\$253	\$200	\$63 Per Lock Factory Installed Please Provide Table Layout Drawing Or See Page 218 For Table Configurations Recommended For Flat Edges Only L-10, L-18, L-20, L-21, P-12, P-14. Hardware only For Field Installation \$39
128	88	N/C	204	168	78	36	277	200	
128	88	N/C	204	168	78	36	317	200	
128	88	N/C	C/F	168	78	36	349	200	
128	88	N/C	C/F	168	78	36	383	200	
140	92	N/C	204	168	78	36	253	200	
140	92	N/C	204	168	78	36	277	200	
140	92	N/C	204	168	78	36	317	200	
140	92	N/C	C/F	168	78	36	349	200	
140	92	N/C	C/F	168	78	36	383	200	
148	100	N/C	204	168	78	36	253	200	
148	100	N/C	204	168	78	36	277	200	
148	100	N/C	204	168	78	36	317	200	
148	100	N/C	C/F	168	78	36	349	200	
148	100	N/C	C/F	168	78	36	383	200	
148	100	N/C	204	168	78	36	253	200	
148	100	N/C	204	168	78	36	277	200	
148	100	N/C	204	168	78	36	317	200	
148	100	N/C	C/F	168	78	36	349	200	
148	100	N/C	C/F	168	78	36	383	200	
\$128	\$88	N/C		\$196	\$78	\$36	\$253	\$200	
128	88	N/C		196	78	36	277	200	
128	88	N/C		196	78	36	317	200	
128	88	N/C		196	78	36	349	200	
128	88	N/C		196	78	36	383	200	
140	96	N/C		196	78	36	277	200	
140	96	N/C		196	78	36	317	200	
140	96	N/C		196	78	36	349	200	
140	96	N/C		196	78	36	383	200	
150	100	N/C		196	78	36	383	200	

For additional top sizes see pages 176-197.

Thirty (30) Year Warranty

VOYAGER Stationary Tables

Tubular Steel Pedestals



High Pressure Laminate Surface

Edge Style, Type and Size

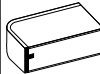

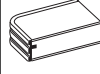




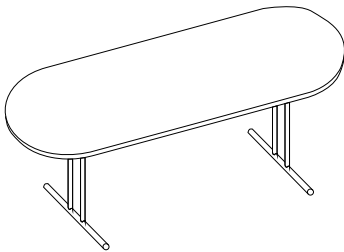
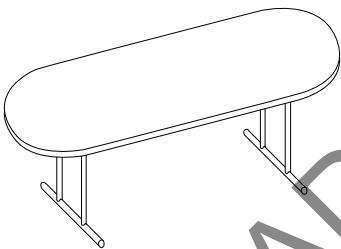
Self	Vinyl T-Mold	Specialty PVC	
	 L-21		
 1/16"x1-1/4" L-10	 L-18	 L-23	
 P-12	 L-15	 L-20	
3mmx1-1/4"	1/4"x1-1/4"	1/4"x1-3/4"	

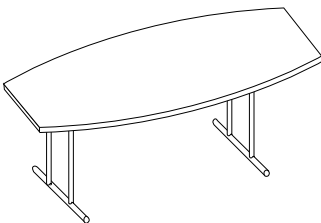
Table Model	Base Model	Base Tubing Style		List Price Textured & Smooth Pedestal Finishes	
PS1R-3672	PEB-26	B - 2"	C/F	\$1166	\$1312
PS1R-3684	PEB-26	B - 2"	C/F	1362	1579
PS1R-3696	PEB-26	B - 2"	C/F	1570	1827



PS2R-3672	PEB2-26	A - 1-1/2"	C/F	\$1222	\$1367
PS2R-3684	PEB2-26	A - 1-1/2"	C/F	1417	1634
PS2R-3696	PEB2-26	A - 1-1/2"	C/F	1625	1882



PS2R-4296	PEB-32-2	B - 2"	C/F	\$1880	\$2199
PS2R-4896	PEB-38-2	B - 2"	C/F	2020	2328



PS2B-364896	PEB-38-2	B - 2"	C/F	\$2020	\$2328
-------------	----------	--------	-----	--------	--------

Self, Vinyl, and PVC Edge Laminate

For wood edge tables see pages 24-41.

	Page
Table Specifications	8
How to Order	9
Surface Selections	198
Edge Specifications	199-205
Pedestal Finish Selections	207
Table and Base Options	208-219
Power & Data Options	214-217
Design Data	220-227

Options - Add To List Price

Chrome	Metallic	2nd Finish	2 Flip Tops w/bridge or Nesting	Special Height	Bullnose Ends	Equalizer Glides	Casters
\$128	\$88	N/C	\$204	\$98	\$78	\$36	\$200
128	88	N/C	C/F	98	78	36	200
128	88	N/C	C/F	98	78	36	200
\$148	\$100	N/C	\$204	\$168	\$78	\$36	\$200
148	100	N/C	C/F	168	78	36	200
148	100	N/C	C/F	168	78	36	200
\$128	\$88	N/C	N/A	\$196	\$78	\$36	\$200
140	96	N/C	N/A	196	78	36	200
\$140	\$96	N/C	N/A	\$196	\$78	\$36	\$200

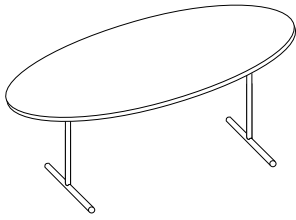
ADD 7% TO PRICES

For additional top sizes see pages 176-197.

Thirty (30) Year Warranty

VOYAGER Stationary Tables

Tubular Steel Pedestals



High Pressure Laminate Surface
Edge Style, Type and Size

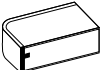

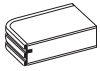


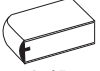


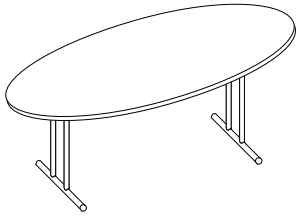
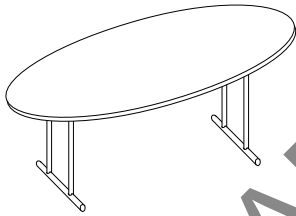
Self	Vinyl T-Mold	Specialty PVC	
	 L-21		
 1/16"x1-1/4" L-10	 L-18		
 P-12	 L-15	 L-20	 P-14
3mmx1-1/4"	1/4"x1-1/4"	1/4"x1-3/4"	2mmx1-1/4"

Table Model	Base Model	Base Tubing Style	List Price			
			Textured & Smooth Pedestal Finishes			
PS1V-3660	PEB-26	B - 2"	C/F	\$1098	\$1243	C/F
PS1V-3672	PEB-26	B - 2"	C/F	1166	1312	C/F
PS1V-3684	PEB-26	B - 2"	C/F	1362	1579	C/F
PS1V-3696	PEB-26	B - 2"	C/F	1570	1827	C/F



PS2V-3660	PEB2-26	A - 1-1/2"	C/F	\$1153	\$1299	C/F
PS2V-3672	PEB2-26	A - 1-1/2"	C/F	1222	1367	C/F
PS2V-3684	PEB2-26	A - 1-1/2"	C/F	1417	1634	C/F
PS2V-3696	PEB2-26	A - 1-1/2"	C/F	1625	1882	C/F



PS2V-4272	PEB-32-2	B - 2"	C/F	\$1503	\$1631	C/F
PS2V-4284	PEB-32-2	B - 2"	C/F	1647	1841	C/F
PS2V-4296	PEB-32-2	B - 2"	C/F	1880	2199	C/F
PS2V-4884	PEB-38-2	B - 2"	C/F	1859	2088	C/F
PS2V-4896	PEB-38-2	B - 2"	C/F	2020	2328	C/F
PS2V-48120	PEB-38-2	B - 2"	C/F	2451	2819	C/F

Self, Vinyl, and PVC Edge Laminate

For wood edge tables see pages 24-41.

	Page
Table Specifications	8
How to Order	9
Surface Selections	198
Edge Specifications	199-205
Pedestal Finish Selections	207
Table and Base Options	208-219
Power & Data Options	214-217
Design Data	220-227

Options - Add To List Price

Chrome	Metallic	2nd Finish	2 Flip Tops w/bridge or Nesting	Special Height	Bullnose Ends	Equalizer Glides	Casters
\$128	\$88	N/C	\$204	\$98	\$78	\$36	\$200
128	88	N/C	204	98	78	36	200
128	88	N/C	C/F	98	78	36	200
128	88	N/C	C/F	98	78	36	200
\$148	\$100	N/C	\$204	\$168	\$78	\$36	\$200
148	100	N/C	204	168	78	36	200
148	100	N/C	C/F	168	78	36	200
148	100	N/C	C/F	168	78	36	200
\$128	\$88	N/C	N/A	\$196	\$78	\$36	\$200
128	88	N/C	N/A	196	78	36	200
128	88	N/C	N/A	196	78	36	200
140	96	N/C	N/A	196	78	36	200
140	96	N/C	N/A	196	78	36	200
140	96	N/C	N/A	196	78	36	200

ADD 7% TO PRICES

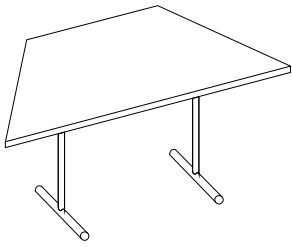
For additional top sizes see pages 176-197.

C/F = Consult Factory

Thirty (30) Year Warranty

VOYAGER Stationary Tables

Tubular Steel Pedestals



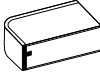

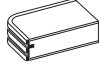


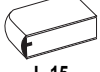


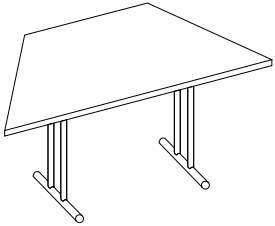
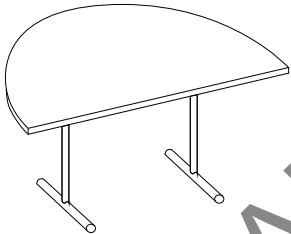
High Pressure Laminate Surface			
Edge Style, Type and Size			
Self	Vinyl T-Mold	Specialty PVC	
	 L-21		
 1/16"x1-1/4" L-10	 L-18		
 P-12	 L-15	 L-20	 P-14
3mmx1-1/4"	1/4"x1-1/4"	1/4"x1-3/4"	2mmx1-1/4"

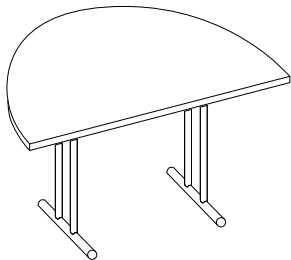
Table Model	Base Model	Base Tubing Style	List Price			
			Textured & Smooth Pedestal Finishes			
PS1T-2448	PEB-16	B - 2"	\$681	\$682	\$793	\$716
PS1T-2460	PEB-16	B - 2"	732	735	860	768
PS1T-3060	PEB-20	B - 2"	813	815	959	853
PS1T-3072	PEB-20	B - 2"	918	921	1097	963
PS1T-3672	PEB-26	B - 2"	1000	1003	1198	1050



PS2T-2448	PEB2-16	A - 1-1/2"	\$737	\$738	\$848	\$774
PS2T-2460	PEB2-16	A - 1-1/2"	788	790	916	827
PS2T-3060	PEB2-20	A - 1-1/2"	863	866	1010	906
PS2T-3072	PEB2-20	A - 1-1/2"	969	971	1147	1017
PS2T-3672	PEB2-26	A - 1-1/2"	1056	1058	1253	1108



PS1H-48	PEB-16	B - 2"	\$685	\$682	\$793	\$718
PS1H-60	PEB-20	B - 2"	816	815	959	857
PS1H-72	PEB-26	B - 2"	1005	1003	1198	1055



PS2H-48	PEB2-16	A - 1-1/2"	\$740	\$738	\$848	\$777
PS2H-60	PEB2-20	A - 1-1/2"	867	866	1010	910
PS2H-72	PEB2-26	A - 1-1/2"	1060	1058	1253	1113

Self, Vinyl, and PVC Edge Laminate

For wood edge tables see pages 24-41.

	Page
Table Specifications	8
How to Order	9
Surface Selections	198
Edge Specifications	199-205
Pedestal Finish Selections	207
Table and Base Options	208-219
Power & Data Options	214-217
Design Data	220-227

Options - Add To List Price

Chrome	Metallic	2nd Finish	2 Flip Tops w/bridge or Nesting	Special Height	Bullnose Ends	Equalizer Glides	RMP*	Casters	Table Locks "A"
\$106	\$70	N/C	\$204	\$98	\$78	\$36	\$253	\$200	\$63Per Lock Factory Installed Please Provide Table Layout Drawing Or See Page 218 For Table Configurations Recommended For Flat Edges Only L-10, L-18, L-20, L-21, P-12, P-14. Hardware only For Field Installation \$39
106	70	N/C	204	98	78	36	277	200	
118	78	N/C	204	98	78	36	277	200	
118	78	N/C	204	98	78	36	317	200	
128	88	N/C	204	98	78	36	317	200	
\$128	\$88	N/C	\$204	\$168	\$78	\$36	\$253	\$200	
128	88	N/C	204	168	78	36	277	200	
140	92	N/C	204	168	78	36	277	200	
140	92	N/C	204	168	78	36	317	200	
148	100	N/C	204	168	78	36	317	200	
\$106	\$70	N/C	\$204	\$98	\$78	\$36	\$253	\$200	
118	78	N/C	204	98	78	36	277	200	
128	88	N/C	204	98	78	36	317	200	
\$128	\$88	N/C	\$204	\$168	\$78	\$36	\$253	\$200	
140	92	N/C	204	168	78	36	277	200	
148	100	N/C	204	168	78	36	317	200	

For additional top sizes see pages 176-197.

Thirty (30) Year Warranty

VOYAGER Stationary Tables

Tubular Steel Pedestals



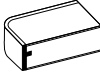

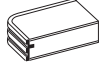


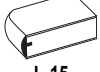


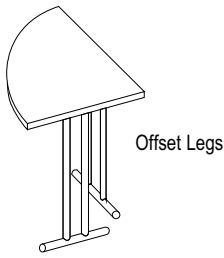
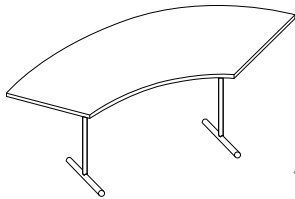
High Pressure Laminate Surface			
Edge Style, Type and Size			
Self	Vinyl T-Mold	Specialty PVC	
	 L-21		
 1/16"x1-1/4" L-10	 L-18	 L-23	
 P-12	 L-15	 L-20	 P-14
3mmx1-1/4"	1/4"x1-1/4"	1/4"x1-3/4"	2mmx1-1/4"

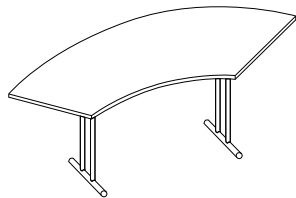
Table Model	Base Model	Base Tubing Style	List Price			
			Textured & Smooth Pedestal Finishes			
PS1Q-24	PEBO-16	B - 2"	\$626	\$605	\$675	\$658
PS1Q-30	PEBO-20	B - 2"	702	701	795	737
PS1Q-36	PEBO-26	B - 2"	809	807	928	851



PS2Q-24	PEBO2-16	A - 1-1/2"	\$641	\$620	\$690	\$674
PS2Q-30	PEBO2-20	A - 1-1/2"	725	724	817	761
PS2Q-36	PEBO2-26	A - 1-1/2"	825	822	943	866



PS1C-24	PEB-20	B - 2"	\$1024	\$1009	\$1210	\$1075
PS1C-30	PEB-26	B - 2"	1633	1629	2007	1714
PS1C-36	PEB-26	B - 2"	2050	2047	2551	2153



PS2C-24	PEB2-20	A - 1-1/2"	\$1074	\$1059	\$1260	\$1127
PS2C-30	PEB2-26	A - 1-1/2"	1688	1684	2063	1772
PS2C-36	PEB2-26	A - 1-1/2"	2105	2103	2606	2210

Self, Vinyl, and PVC Edge Laminate

For wood edge tables see pages 24-41.

	Page
Table Specifications	8
How to Order	9
Surface Selections	198
Edge Specifications	199-205
Pedestal Finish Selections	207
Table and Base Options	208-219
Power & Data Options	214-217
Design Data	220-227

Options - Add To List Price

Chrome	Metallic	2nd Finish	2 Flip Tops w/bridge or Nesting	Special Height	Bullnose Ends	Equalizer Glides	RMP*	Casters	Table Locks "A"
\$106	\$70	N/C	N/A	\$98	\$78	\$36	N/A	\$200	\$63 Per Lock Factory Installed Please Provide Table Layout Drawing Or See Page 218 For Table Configurations Recommended For Flat Edges Only L-10, L-18, L-20, L-21, P-12, P-14. Hardware only For Field Installation \$39
118	78	N/C	N/A	98	78	36	N/A	200	
128	88	N/C	N/A	98	78	36	N/A	200	
\$128	\$88	N/C	N/A	\$168	\$78	\$36	N/A	\$200	Hardware only For Field Installation \$39
140	92	N/C	N/A	168	78	36	N/A	200	
148	100	N/C	N/A	168	78	36	N/A	200	
\$118	\$78	N/C	\$204	\$98	\$78	\$36	N/A	\$200	
128	88	N/C	204	98	78	36	N/A	200	
128	88	N/C	204	98	78	36	N/A	200	
\$140	\$92	N/C	\$204	\$168	\$78	\$36	N/A	\$200	
148	100	N/C	204	168	78	36	N/A	200	
148	100	N/C	204	168	78	36	N/A	200	

For additional top sizes see pages 176-197.

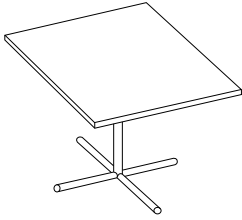
* RMP - Removable Modesty panel with laminate and PVC edge - only.

Thirty (30) Year Warranty

VOYAGER Stationary Tables

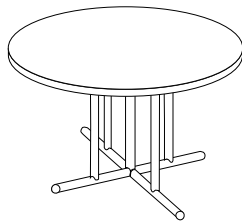
Tubular Steel Pedestals

Voyager Tables



High Pressure Laminate Surface			Veneer Surface (V)		
Edge Style, Type and Size			Edge Style, Type and Size		
Wood			Wood/Veneer		
W-23	W-18	W-19	V-23	V-18	V-19
W-12 ✓	W-16	W-17	V-12 ✓	V-16	V-17
1/8"x1-1/4"	1-1/4"x1-1/4"	1-1/4"x1-3/4"	1/8"x1-1/4"	1-1/4"x1-1/4"	1-1/4"x1-3/4"

Table Model	Base Model	Base Tubing Style	List Price					
			Textured & Smooth Pedestal Finishes					
PS-2424	P2-22	B - 2"	\$702	\$822	\$877	\$1383	\$1456	\$1535
PS-3030	P2-26	B - 2"	774	963	1027	1431	1504	1591
PS-3636	P3-32	B - 2"	879	1152	1227	1574	1649	1744
PS-4242	P4-38	B - 2"	1185	1496	1604	2022	2128	2249
PS-4848	P4-38	B - 2"	1225	1670	1795	2235	2339	2482



PS-24	P2-22	B - 2"	N/A	\$1140	\$1226	\$1516	\$1587	\$1682
PS-30	P2-26	B - 2"	970	1203	1293	1620	1706	1809
PS-36	P3-32	B - 2"	1234	1368	1464	1845	1930	2047
PS-42	P3-32	B - 2"	1546	1752	1886	2186	2290	2434
PS-48	P4-38	B - 2"	1736	1919	2064	2445	2566	2724
PS-54	P4-38	B - 2"	2121	2505	2713	2648	2783	2957
PS-60	P4-38	B - 2"	2181	2586	2803	2844	2995	3183
PS-72†	P3-38-5	B - 2"	3219	4131	4473	5933	6250	6655



PSX-2430	P2-2226	B - 2"	\$752	\$885	\$945	\$1511	\$1585	\$1677
PSX-2436	P2-2226	B - 2"	799	954	1019	1585	1657	1759
PSX-3042	P4-2638	B - 2"	961	1167	1242	1903	1990	2105
PSX-3048	P4-2638	B - 2"	1007	1254	1340	1997	2099	2223
PSX-3642	P4-3238	B - 2"	1085	1212	1288	2117	2221	2350
PSX-3648	P4-3238	B - 2"	1116	1323	1409	2285	2402	2546

✓ W-12 / V-12 Framed Edge. † Shipped as a one piece top with center seam.
 Wood edges and veneers available in Red Oak, Maple, Mahogany, Walnut and Cherry. Warranty 1 year for veneer tops.

Berco Customer Service (888) 772-4788

Wood Edge Laminate or Veneer

For self, vinyl, and PVC edge tables see pages 10-23.

	Page
Table Specifications	8
How to Order	9
Surface Selections	198
Edge Specifications	199-205
Pedestal Finish Selections	207
Table and Base Options	208-219
Power & Data Options	214-217
Design Data	220-227

Special Stain: Sample must be provided - Add \$553 Per Order

Options - Add To List Price

Chrome	Metallic	2nd Finish	Flip Top	Adjustable Height	Special Height	Bullnose Ends	Equalizer Glides	Casters	Table Locks "A"
\$90	\$60	N/C	\$94	\$845	\$49	\$78	\$36	\$200	\$63 Per Lock Factory Installed Please Provide Table Layout Drawing Or See Page 218 For Table Configurations Recommended For Flat Edges Only W-16, W-17, W-12, V-16, V-17, V-12. Hardware only For Field Installation \$39
90	60	N/C	94	852	49	78	36	200	
90	60	N/C	94	N/A	64	78	36	200	
90	60	N/C	94	N/A	82	78	36	200	
90	60	N/C	N/A	N/A	82	78	36	200	
90	60	N/C	N/A	N/A	82	78	36	200	
\$90	\$60	N/C	\$94	\$845	\$49	\$78	\$36	\$200	
90	60	N/C	94	854	49	78	36	200	
90	60	N/C	94	855	64	78	36	200	
90	60	N/C	94	N/A	64	78	36	200	
90	60	N/C	94	N/A	82	78	36	200	
90	60	N/C	N/A	N/A	82	78	36	200	
90	60	N/C	N/A	N/A	82	78	36	200	
152	102	N/C	N/A	N/A	259	78	36	200	

Voyager Adjustable Height Tables with glides adjustment range: 27.25" to 40.625"
 Voyager Adjustable Height Tables with casters adjustment range: 30" to 43.375"
 Adjustable height tables not available in chrome or metallic

ADD 7% TO PRICE

\$90	\$60	N/C	\$94	N/A	\$49	\$78	\$36	\$200
90	60	N/C	94	N/A	49	78	36	200
90	60	N/C	94	N/A	82	78	36	200
90	60	N/C	94	N/A	82	78	36	200
90	60	N/C	94	N/A	82	78	36	200
90	60	N/C	94	N/A	82	78	36	200

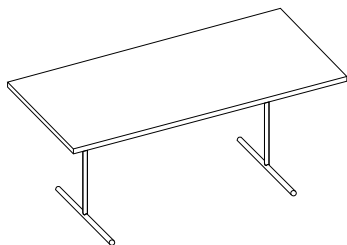
For additional top sizes see pages 176-197.

Thirty (30) Year Warranty

VOYAGER Stationary Tables

Tubular Steel Pedestals

Voyager Tables



High Pressure Laminate Surface Veneer Surface (V)
Edge Style, Type and Size Edge Style, Type and Size

Wood			Wood/Veneer		
W-23	W-18	W-19	V-23	V-18	V-19
W-12 ✓	W-16	W-17	V-12 ✓	V-16	V-17
1/8"x1-1/4"	1-1/4"x1-1/4"	1-1/4"x1-3/4"	1/8"x1-1/4"	1-1/4"x1-1/4"	1-1/4"x1-3/4"

Table Model	Base Model	Base Tubing Style	List Price					
			Textured & Smooth Pedestal Finishes					
PS1-1848	PEB-16	B - 2"	\$867	\$987	\$1054	\$1618	\$1705	\$1799
PS1-1860	PEB-16	B - 2"	885	1035	1106	1667	1749	1852
PS1-1872	PEB-16	B - 2"	996	1154	1238	1770	1866	1978
PS1-1884	PEB-16	B - 2"	1250	1477	1591	1952	2053	2178
PS1-1896	PEB-16	B - 2"	1376	1604	1731	2068	2168	2308
PS1-2448	PEB-20	B - 2"	853	1094	1171	1778	1864	1981
PS1-2460	PEB-20	B - 2"	875	1154	1236	1820	1915	2028
PS1-2472	PEB-20	B - 2"	1035	1274	1367	1929	2028	2152
PS1-2484	PEB-20	B - 2"	1271	1621	1751	2352	2482	2634
PS1-2496	PEB-20	B - 2"	1415	1864	2017	2569	2714	2883
PS1-3048	PEB-26	B - 2"	946	1192	1278	1936	2038	2162
PS1-3060	PEB-26	B - 2"	987	1279	1373	1929	2026	2149
PS1-3072	PEB-26	B - 2"	1128	1399	1502	2116	2228	2365
PS1-3084	PEB-26	B - 2"	1438	1668	1800	2365	2489	2648
PS1-3096	PEB-26	B - 2"	1523	2015	2180	2677	2822	3003
PS1-3648	PEB-26	B - 2"	1029	1235	1322	2197	2314	2459
PS1-3660	PEB-26	B - 2"	1083	1390	1493	2349	2480	2633
PS1-3672	PEB-26	B - 2"	1225	1528	1645	2449	2574	2740
PS1-3684	PEB-26	B - 2"	1489	1943	2104	2734	2880	3063
PS1-3696	PEB-26	B - 2"	1559	2064	2235	2982	3142	3344

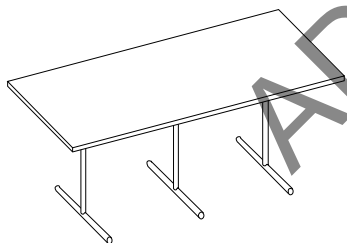


Table Model	Base Model	Base Tubing Style	List Price					
			Matte & Smooth Pedestal Finishes					
PS1-24120	PEB-20	B - 2"	\$2040	\$2281	\$2460	\$3303	\$3484	\$3696
PS1-24144	PEB-20	B - 2"	2238	2633	2848	3740	3935	4191
PS1-30120	PEB-26	B - 2"	2352	2921	3161	3770	3966	4222
PS1-30144	PEB-26	B - 2"	2788	3163	3426	4606	4863	5181
PS1-36120	PEB-26	B - 2"	2583	2979	3226	4094	4320	4592
PS1-36144	PEB-26	B - 2"	2940	3234	3507	5005	5277	5624

✓ W-12 / V-12 Framed Edge.

Wood edges and veneers available in Red Oak, Maple, Mahogany, Walnut and Cherry. Warranty 1 year for veneer tops.

Berco Customer Service (888) 772-4788

Wood Edge Laminate or Veneer

For self, vinyl, and PVC edge tables see pages 10-23.

* RMP - Removable Modesty Panel with laminate and PVC edge - standard.
 RMP with wood edge - Add \$103
 RMP with veneer and wood edge - Add \$383

Special Stain: Sample must be provided - Add \$553 Per Order

	Page
Table Specifications	8
How to Order	9
Surface Selections	198
Edge Specifications	199-205
Pedestal Finish Selections	207
Table and Base Options	208-219
Power & Data Options	214-217
Design Data	220-227

Options - Add To List Price

Chrome	Metallic	2nd Finish	2 Flip Tops w/bridge or Nesting	Adjustable Height	Special Height	Bullnose Ends	Equalizer Glides	Casters	Table Locks "A"
\$106	\$70	N/C	\$204	\$1034	\$98	\$78	\$36	C/F	\$63 Per Lock Factory Installed Please Provide Table Layout Drawing Or See Page 218 For Table Configurations Recommended For Flat Edges Only W-16, W-17, W-12, V-16, V-17, V-12. Hardware only For Field Installation \$39
106	70	N/C	204	1034	98	78	36	C/F	
106	70	N/C	204	1034	98	78	36	C/F	
106	70	N/C	C/F	N/A	98	78	36	C/F	
106	70	N/C	C/F	N/A	98	78	36	C/F	
106	70	N/C	204	1034	98	78	36	200	
118	78	N/C	204	1034	98	78	36	200	
118	78	N/C	204	1034	98	78	36	200	
118	78	N/C	C/F	N/A	98	78	36	200	
118	78	N/C	C/F	N/A	98	78	36	200	
128	88	N/C	204	1034	98	78	36	200	
128	88	N/C	204	1034	98	78	36	200	
128	88	N/C	204	1034	98	78	36	200	
128	88	N/C	C/F	N/A	98	78	36	200	
128	88	N/C	C/F	N/A	98	78	36	200	
128	88	N/C	204	1034	98	78	36	200	
128	88	N/C	204	1034	98	78	36	200	
128	88	N/C	204	1034	98	78	36	200	
128	88	N/C	C/F	N/A	98	78	36	200	
128	88	N/C	C/F	N/A	98	78	36	200	

ADD 70% TO PRICE

Chrome	Metallic	2nd Finish	Flip Top	Special Height	Bullnose Ends	Equalizer Glides	RMP*	Casters
\$177	\$117	N/C	N/A	\$147	\$117	\$54	C/F	C/F
177	117	N/C	N/A	147	117	54	C/F	C/F
192	132	N/C	N/A	147	117	54	C/F	C/F
192	132	N/C	N/A	147	117	54	C/F	C/F
192	132	N/C	N/A	147	117	54	C/F	C/F
192	132	N/C	N/A	147	117	54	C/F	C/F

For additional top sizes see pages 176-197.

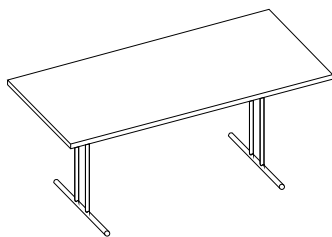
C/F = Consult Factory

Thirty (30) Year Warranty

VOYAGER Stationary Tables

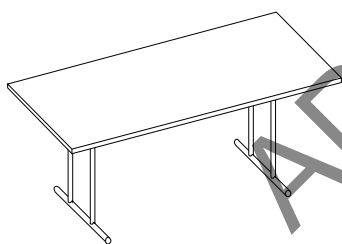
Tubular Steel Pedestals

Voyager Tables



High Pressure Laminate Surface			Veneer Surface (V)		
Edge Style, Type and Size			Edge Style, Type and Size		
Wood			Wood/Veneer		
W-12 ✓	W-16	W-17	V-12 ✓	V-16	V-17
1/8"x1-1/4"	1-1/4"x1-1/4"	1-1/4"x1-3/4"	1/8"x1-1/4"	1-1/4"x1-1/4"	1-1/4"x1-3/4"

Table Model	Base Model	Base Tubing Style	List Price					
			Textured & Smooth Pedestal Finishes					
PS2-1848	PEB2-16	A - 1-1/2"	\$922	\$1043	\$1109	\$1673	\$1760	\$1854
PS2-1860	PEB2-16	A - 1-1/2"	941	1090	1161	1722	1804	1907
PS2-1872	PEB2-16	A - 1-1/2"	1051	1210	1293	1825	1922	2033
PS2-1884	PEB2-16	A - 1-1/2"	1305	1532	1646	2007	2108	2233
PS2-1896	PEB2-16	A - 1-1/2"	1431	1659	1786	2123	2223	2363
PS2-2448	PEB2-20	A - 1-1/2"	903	1145	1222	1828	1914	2031
PS2-2460	PEB2-20	A - 1-1/2"	924	1204	1287	1871	1966	2078
PS2-2472	PEB2-20	A - 1-1/2"	1085	1325	1417	1980	2078	2203
PS2-2484	PEB2-20	A - 1-1/2"	1320	1672	1801	2402	2533	2685
PS2-2496	PEB2-20	A - 1-1/2"	1465	1914	2068	2620	2765	2933
PS2-3048	PEB2-26	A - 1-1/2"	1001	1248	1333	1991	2093	2218
PS2-3060	PEB2-26	A - 1-1/2"	1043	1335	1428	1984	2081	2205
PS2-3072	PEB2-26	A - 1-1/2"	1184	1454	1557	2171	2283	2421
PS2-3084	PEB2-26	A - 1-1/2"	1493	1723	1855	2421	2544	2704
PS2-3096	PEB2-26	A - 1-1/2"	1579	2070	2235	2732	2877	3059
PS2-3648	PEB2-26	A - 1-1/2"	1084	1290	1377	2252	2370	2514
PS2-3660	PEB2-26	A - 1-1/2"	1138	1445	1548	2404	2536	2689
PS2-3672	PEB2-26	A - 1-1/2"	1280	1583	1700	2504	2629	2795
PS2-3684	PEB2-26	A - 1-1/2"	1544	1999	2159	2790	2935	3118
PS2-3696	PEB2-26	A - 1-1/2"	1614	2119	2290	3037	3197	3399



PS2-4248	PEB-32-2	B - 2"	\$1456	\$1952	\$2096	\$2415	\$2536	\$2679
PS2-4260	PEB-32-2	B - 2"	1574	2328	2510	2574	2694	2860
PS2-4272	PEB-32-2	B - 2"	1780	2389	2576	2921	3072	3260
PS2-4284	PEB-32-2	B - 2"	1809	2551	2755	3162	3327	3532
PS2-4296	PEB-32-2	B - 2"	1893	2839	3074	3508	3689	3921
PS2-4860	PEB-38-2	B - 2"	1546	1996	2142	2863	3012	3186
PS2-4872	PEB-38-2	B - 2"	1981	2531	2731	3126	3292	3489
PS2-4884	PEB-38-2	B - 2"	2220	2676	2890	3391	3571	3791
PS2-4896	PEB-38-2	B - 2"	2420	2918	3156	3767	3964	4212
PS2-6096	PEB-42-2	B - 2"	N/A	3697	4046	4588	4829	5145

✓ W-12 / V-12 Framed Edge.

Wood edges and veneers available in Red Oak, Maple, Mahogany, Walnut and Cherry. Warranty 1 year for veneer tops.

Berco Customer Service (888) 772-4788

Wood Edge Laminate or Veneer

For self, vinyl, and PVC edge tables see pages 10-23.

* RMP - Removable Modesty Panel with laminate and PVC edge - standard.
 RMP with wood edge - Add \$103
 RMP with veneer and wood edge - Add \$383

Special Stain: Sample must be provided - Add \$553 Per Order

	Page
Table Specifications	8
How to Order	9
Surface Selections	198
Edge Specifications	199-205
Pedestal Finish Selections	207
Table and Base Options	208-219
Power & Data Options	214-217
Design Data	220-227

Options - Add To List Price

Chrome	Metallic	2nd Finish	2 Flip Tops w/bridge or Nesting	Special Height	Bullnose Ends	Equalizer Glides	RMP*	Casters	Table Locks "A"
\$128	\$88	N/C	\$204	\$168	\$78	\$36	\$253	C/F	\$63 Per Lock Factory Installed Please Provide Table Layout Drawing Or See Page 218 For Table Configurations Recommended For Flat Edges Only W-16, W-17, W-12, V-16, V-17, V-12. Hardware only For Field Installation \$39
128	88	N/C	204	168	78	36	277	C/F	
128	88	N/C	204	168	78	36	317	C/F	
128	88	N/C	C/F	168	78	36	349	C/F	
128	88	N/C	C/F	168	78	36	383	C/F	
140	92	N/C	204	168	78	36	253	200	
140	92	N/C	204	168	78	36	277	200	
140	92	N/C	204	168	78	36	317	200	
140	92	N/C	C/F	168	78	36	349	200	
140	92	N/C	C/F	168	78	36	383	200	
148	100	N/C	204	168	78	36	253	200	
148	100	N/C	204	168	78	36	277	200	
148	100	N/C	204	168	78	36	317	200	
148	100	N/C	C/F	168	78	36	349	200	
148	100	N/C	C/F	168	78	36	383	200	
148	100	N/C	204	168	78	36	253	200	
148	100	N/C	204	168	78	36	277	200	
148	100	N/C	204	168	78	36	317	200	
148	100	N/C	C/F	168	78	36	349	200	
148	100	N/C	C/F	168	78	36	383	200	
\$128	\$88	N/C	N/A	\$196	\$78	\$36	\$253	\$200	
128	88	N/C	N/A	196	78	36	277	200	
128	88	N/C	N/A	196	78	36	317	200	
128	88	N/C	N/A	196	78	36	349	200	
128	88	N/C	N/A	196	78	36	383	200	
140	96	N/C	N/A	196	78	36	277	200	
140	96	N/C	N/A	196	78	36	317	200	
140	96	N/C	N/A	196	78	36	349	200	
140	96	N/C	N/A	196	78	36	383	200	
150	100	N/C	N/A	196	78	36	383	200	

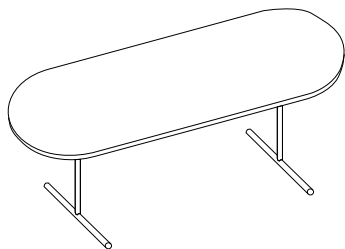
For additional top sizes see pages 176-197.

C/F = Consult Factory

Thirty (30) Year Warranty

VOYAGER Stationary Tables

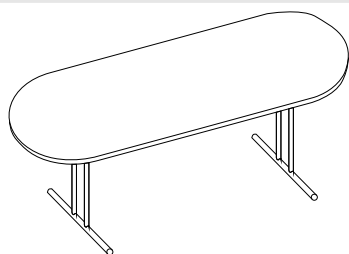
Tubular Steel Pedestals



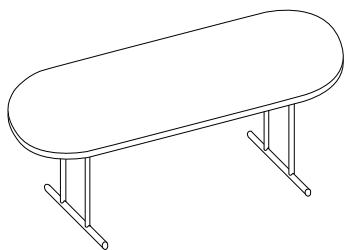
High Pressure Laminate Surface		Veneer Surface (V)	
Edge Style, Type and Size		Edge Style, Type and Size	

Wood		Wood/Veneer		
	W-23		V-23	
	W-18		V-18	V-19
	W-16		V-16	V-17
	V-12 ✓		V-18	V-19
1-1/4"x1-1/4"	1-1/4"x1-3/4"	1/8"x1-1/4"	1-1/4"x1-1/4"	1-1/4"x1-3/4"

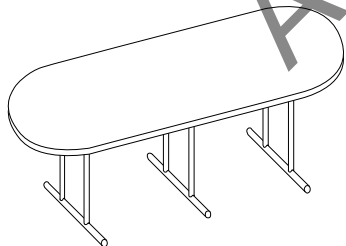
Table Model	Base Model	Base Tubing Style	List Price				
			Textured & Smooth Pedestal Finishes				
PS1R-3672	PEB-26	B - 2"	\$2139	\$2553	\$3612	\$3812	\$4063
PS1R-3684	PEB-26	B - 2"	2482	2895	3883	4099	4371
PS1R-3696	PEB-26	B - 2"	2709	3155	4250	4495	4797



PS2R-3672	PEB2-26	A - 1-1/2"	\$2194	\$2608	\$3667	\$3867	\$4119
PS2R-3684	PEB2-26	A - 1-1/2"	2538	2950	3939	4154	4427
PS2R-3696	PEB2-26	A - 1-1/2"	2765	3211	4305	4550	4852



PS2R-4296	PEB-32-2	B - 2"	\$3333	\$3569	\$5075	\$5356	\$5705
PS2R-4896	PEB-38-2	B - 2"	3446	3793	6211	6557	7002
PS2R-6096	PEB-42-2	B - 2"	4165	4567	7134	6901	8043



PS2R-42120	PEB-32-2	B - 2"	\$4068	\$4378	\$6782	\$7149	\$7616
PS2R-42144	PEB-32-2	B - 2"	4666	5044	7924	8369	8922
PS2R-48120	PEB-38-2	B - 2"	4147	4660	7420	7829	8337
PS2R-48144	PEB-38-2	B - 2"	4795	5324	9609	10153	10835
PS2R-60120	PEB-42-2	B - 2"	4827	5584	9421	9954	10612
PS2R-60144	PEB-42-2	B - 2"	5584	6493	10246	10821	11553

✓ V-12 Framed Edge.

Wood edges and veneers available in Red Oak, Maple, Mahogany, Walnut and Cherry. Warranty 1 year for veneer tops.

Berco Customer Service (888) 772-4788

Wood Edge Laminate or Veneer

For self, vinyl, and PVC edge tables see pages 10-23.

Special Stain: Sample must be provided - Add \$553 Per Order

	Page
Table Specifications	8
How to Order	9
Surface Selections	198
Edge Specifications	199-205
Pedestal Finish Selections	207
Table and Base Options	208-219
Power & Data Options	214-217
Design Data	220-227

Options - Add To List Price

Chrome	Metallic	2nd Finish	2 Flip Tops w/bridge or Nesting	Special Height	Bullnose Ends	Equalizer Glides	Casters	Table Locks "A"
\$128	\$87	N/C	\$204	\$98	\$78	\$36	\$200	\$63 Per Lock Factory Installed Please Provide Table Layout Drawing Or See Page 218 For Table Configurations Recommended For Flat Edges Only W-16, W-17, W-12, V-16, V-17, V-12. Hardware only For Field Installation \$39
128	87	N/C	C/F	98	78	36	200	
128	87	N/C	C/F	98	78	36	200	
\$148	\$100	N/C	\$204	\$168	\$78	\$36	\$200	
148	100	N/C	C/F	168	78	36	200	
148	100	N/C	C/F	168	78	36	200	
\$128	\$88	N/C	N/A	\$196	\$78	\$36	\$200	
140	96	N/C	N/A	196	78	36	200	
150	100	N/C	N/A	196	78	36	200	
\$192	\$132	N/C	N/A	\$294	\$117	\$54	C/F	
192	132	N/C	N/A	294	117	54	C/F	
210	144	N/C	N/A	294	117	54	C/F	
210	144	N/C	N/A	294	117	54	C/F	
225	150	N/C	N/A	294	117	54	C/F	
225	150	N/C	N/A	294	117	54	C/F	

For additional top sizes see pages 176-197.

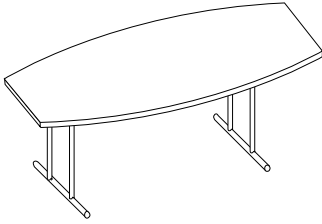
C/F = Consult Factory

Thirty (30) Year Warranty

VOYAGER Stationary Tables

Tubular Steel Pedestals

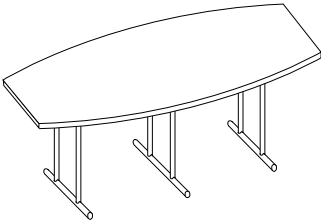
Voyager Tables




High Pressure Laminate Surface Veneer Surface (V)
Edge Style, Type and Size Edge Style, Type and Size

Wood		Wood/Veneer		
1-1/4"x1-1/4"	1-1/4"x1-3/4"	1/8"x1-1/4"	1-1/4"x1-1/4"	1-1/4"x1-3/4"

Table Model	Base Model	Base Tubing Style	List Price				
			Textured & Smooth Pedestal Finishes				
PS2B-364896	PEB-38-2	"B - 2"	\$3446	\$3793	\$5739	\$6054	\$6456



PS2B-3648120	PEB-32-2/PEB-38-2	B - 2"	\$4130	\$4642	\$7200	\$7603	\$8098
PS2B-3648144	PEB-32-2/PEB-38-2	B - 2"	4776	5306	9332	9863	10525
PS2B-4254120	PEB-32-2/PEB-42-2	B - 2"	4796	5325	10113	10694	11411
PS2B-4254144	PEB-32-2/PEB-42-2	B - 2"	5200	5898	11268	11914	12724
PS2B-4860144	PEB-38-2/PEB-42-2	B - 2"	5547	6455	11616	12283	13117



PS2B-4860168***	PEB-38-2/PEB-42-2	B - 2"	\$7739	\$8310	N/A	N/A	N/A
PS2B-4860192***	PEB-38-2/PEB-42-2	B - 2"	8216	8740	N/A	N/A	N/A

√ V-12 Framed Edge.

Wood edges and veneers available in Red Oak, Maple, Mahogany, Walnut and Cherry. Warranty 1 year for veneer tops.

*** Two piece top with center seam.

Berco Customer Service (888) 772-4788

Wood Edge Laminate or Veneer

For self, vinyl, and PVC edge tables see pages 10-23.

Special Stain: Sample must be provided - Add \$553 Per Order

	Page
Table Specifications	8
How to Order	9
Surface Selections	198
Edge Specifications	199-205
Pedestal Finish Selections	207
Table and Base Options	208-219
Power & Data Options	214-217
Design Data	220-227

Options - Add To List Price

Chrome	Metallic	2nd Finish	Special Height	Bullnose Ends	Equalizer Glides	Casters
\$140	\$96	N/C	\$196	\$78	\$36	\$200
\$198	\$136	N/C	\$294	\$117	\$54	C/F
198	136	N/C	294	117	54	C/F
203	138	N/C	294	117	54	C/F
203	138	N/C	294	117	54	C/F
215	146	N/C	294	117	54	C/F
\$290	\$196	N/C	\$392	\$156	\$72	C/F
290	196	N/C	392	156	72	C/F

ADD 7% TO PRICES

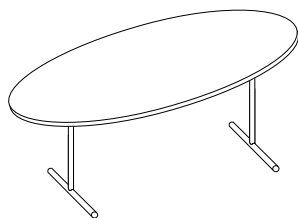
For additional top sizes see pages 176-197.

C/F = Consult Factory

Thirty (30) Year Warranty

VOYAGER Stationary Tables

Tubular Steel Pedestals

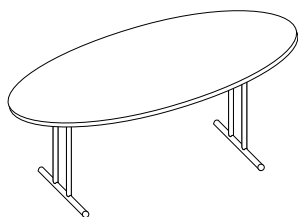


High Pressure Laminate Surface	Veneer Surface (V)
Edge Style, Type and Size	Edge Style, Type and Size

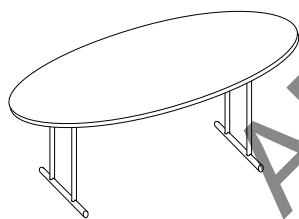
Wood		Wood/Veneer		
W-23			V-23	
W-18	W-19		V-18	V-19
W-16	W-17	V-12 ✓	V-16	V-17
1-1/4"x1-1/4"	1-1/4"x1-3/4"	1/8"x1-1/4"	1-1/4"x1-1/4"	1-1/4"x1-3/4"

Table Model	Base Model	Base Tubing Style	List Price				
			Textured & Smooth Pedestal Finishes				

PS1V-3660	PEB-26	B - 2"	\$1969	\$2336	\$3224	\$3405	\$3624
PS1V-3672	PEB-26	B - 2"	2139	2553	3676	3889	4144
PS1V-3684	PEB-26	B - 2"	2482	2895	4211	4452	4746
PS1V-3696	PEB-26	B - 2"	2709	3155	4581	4837	5168



PS2V-3660	PEB2-26	A - 1-1/2"	\$2025	\$2391	\$3279	\$3460	\$3679
PS2V-3672	PEB2-26	A - 1-1/2"	2194	2608	3731	3944	4199
PS2V-3684	PEB2-26	A - 1-1/2"	2538	2950	4266	4507	4801
PS2V-3696	PEB2-26	A - 1-1/2"	2765	3211	4636	4892	5223



PS2V-4272	PEB-32-2	B - 2"	\$2837	\$3106	\$4835	\$5107	\$5438
PS2V-4284	PEB-32-2	B - 2"	3049	3319	5024	5309	5657
PS2V-4296	PEB-32-2	B - 2"	3333	3569	5325	5626	5997
PS2V-4884	PEB-38-2	B - 2"	3131	3598	5539	5847	6233
PS2V-4896	PEB-38-2	B - 2"	3446	3793	6240	6592	7031
PS2V-48120	PEB-38-2	B - 2"	3880	4393	7884	8336	8907
PS2V-60120	PEB-42-2	B - 2"	4542	5299	10325	10928	11681

✓ V-12 Framed Edge.

Wood edges and veneers available in Red Oak, Maple, Mahogany, Walnut and Cherry. Warranty 1 year for veneer tops.

Berco Customer Service (888) 772-4788

Wood Edge Laminate or Veneer

For self, vinyl, and PVC edge tables see pages 10-23.

Special Stain: Sample must be provided - Add \$553 Per Order

	Page
Table Specifications	8
How to Order	9
Surface Selections	198
Edge Specifications	199-205
Pedestal Finish Selections	207
Table and Base Options	208-219
Power & Data Options	214-217
Design Data	220-227

Options - Add To List Price

Chrome	Metallic	2nd Finish	2 Flip Tops w/bridge or Nesting	Special Height	Bullnose Ends	Equalizer Glides	Casters
\$128	\$88	N/C	\$204	\$98	\$78	\$36	\$200
128	88	N/C	204	98	78	36	200
128	88	N/C	C/F	98	78	36	200
128	88	N/C	C/F	98	78	36	200
\$148	\$100	N/C	\$204	\$168	\$78	\$36	\$200
148	100	N/C	204	168	78	36	200
148	100	N/C	C/F	168	78	36	200
148	100	N/C	C/F	168	78	36	200
\$128	\$88	N/C	N/A	\$196	\$78	\$36	\$200
128	88	N/C	N/A	196	78	36	200
128	88	N/C	N/A	196	78	36	200
140	96	N/C	N/A	196	78	36	200
140	96	N/C	N/A	196	78	36	200
140	96	N/C	N/A	196	78	36	200
150	100	N/C	N/A	196	78	36	200

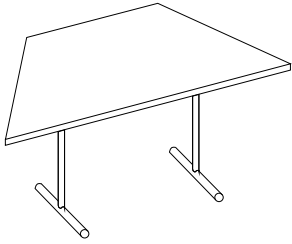
ADD 7% TO PRICES

For additional top sizes see pages 176-197.

Thirty (30) Year Warranty

VOYAGER Stationary Tables

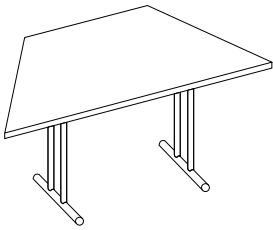
Tubular Steel Pedestals



High Pressure Laminate Surface
Edge Style, Type and Size

Wood		
	W-23	
	W-18	W-19
W-12 ✓	W-16	W-17
1/8"x1-1/4"	1-1/4"x1-1/4"	1-1/4"x1-3/4"

Table Model	Base Model	Base Tubing Style	List Price		
			Textured & Smooth Pedestal Finishes		
PS1T-2448	PEB-16	B - 2"	\$1154	\$1368	\$1472
PS1T-2460	PEB-16	B - 2"	1195	1535	1655
PS1T-3060	PEB-20	B - 2"	1366	1706	1842
PS1T-3072	PEB-20	B - 2"	1571	1881	2038
PS1T-3672	PEB-26	B - 2"	1736	2093	2267



PS2T-2448	PEB2-16	A - 1-1/2"	\$1210	\$1424	\$1528
PS2T-2460	PEB2-16	A - 1-1/2"	1250	1591	1710
PS2T-3060	PEB2-20	A - 1-1/2"	1416	1756	1893
PS2T-3072	PEB2-20	A - 1-1/2"	1621	1931	2088
PS2T-3672	PEB2-26	A - 1-1/2"	1791	2148	2322

ADD 7% TO PRICES

✓ W-12 Framed Edge.

Wood edges and veneers available in Red Oak, Maple, Mahogany, Walnut and Cherry. Warranty 1 year for veneer tops.

Berco Customer Service (888) 772-4788

Wood Edge Laminate

For self, vinyl, and PVC edge tables see pages 10-23.

* RMP - Removable Modesty Panel with laminate and PVC edge - standard.
 RMP with wood edge - Add \$103
 RMP with veneer and wood edge - Add \$383

Special Stain: Sample must be provided - Add \$553 Per Order

	Page
Table Specifications	8
How to Order	9
Surface Selections	198
Edge Specifications	199-205
Pedestal Finish Selections	207
Table and Base Options	208-219
Power & Data Options	214-217
Design Data	220-227

Options - Add To List Price

Chrome	Metallic	2nd Finish	2 Flip Tops w/bridge or Nesting	Special Height	Bullnose Ends	Equalizer Glides	RMP*	Casters	Table Locks "A"
\$106	\$70	N/C	\$204	\$98	\$78	\$36	\$253	C/F	\$63 Per Lock Factory Installed Please Provide Table Layout Drawing Or See Page 218 For Table Configurations Recommended For Flat Edges Only W-16, W-17, W-12, V-16, V-17, V-12. Hardware only For Field Installation \$39
106	70	N/C	204	98	78	36	277	C/F	
118	78	N/C	204	98	78	36	277	C/F	
118	78	N/C	204	98	78	36	317	C/F	
128	88	N/C	204	98	78	36	317	C/F	
\$128	\$88	N/C	\$204	\$168	\$78	\$36	\$253	C/F	
128	88	N/C	204	168	78	36	277	C/F	
140	92	N/C	204	168	78	36	277	C/F	
140	92	N/C	204	168	78	36	317	C/F	
148	100	N/C	204	168	78	36	317	C/F	

ADD 70% TO PRICES

For additional top sizes see pages 176-197.

C/F = Consult Factory

Thirty (30) Year Warranty

VOYAGER Stationary Tables

Tubular Steel Pedestals

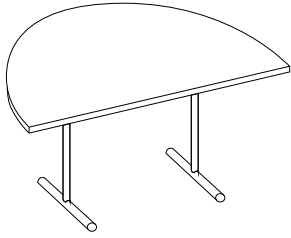
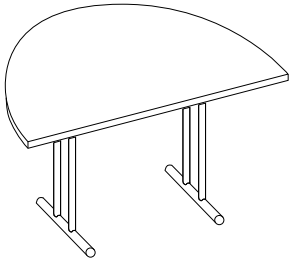


Table Model	Base Model	Base Tubing Style	List Price				
			Textured & Smooth Pedestal Finishes				
PS1H-48	PEB-16	B - 2"	\$1262	\$1407	\$1517	\$2616	\$2510
PS1H-60	PEB-20	B - 2"	1499	1759	1899	2839	2728
PS1H-72	PEB-26	B - 2"	1912	2160	2339	3685	3531



PS2H-48	PEB2-16	A - 1-1/2"	\$1317	\$1463	\$1572	\$2671	\$2565
PS2H-60	PEB2-20	A - 1-1/2"	1549	1809	1950	2890	2779
PS2H-72	PEB2-26	A - 1-1/2"	1967	2216	2395	3740	3586



PS1Q-24	PEBO-16	B - 2"	\$974	\$1101	\$1173	\$1933	\$1975
PS1Q-30	PEBO-20	B - 2"	1077	1289	1381	1992	2033
PS1Q-36	PEBO-26	B - 2"	1123	1445	1549	2092	2129

High Pressure Laminate Surface			Veneer Surface (V)	
Edge Style, Type and Size			Edge Style, Type and Size	
Wood		Wood/Veneer		
	W-23		V-23	
	W-18		V-18	
	W-12 ✓			V-16
1/8"x1-1/4"	1-1/4"x1-1/4"	1-1/4"x1-3/4"	1/8"x1-1/4"	1-1/4"x1-1/4"



ADD 7% TO PRICES

✓ W-12 / V-12 Framed Edge.

Wood edges and veneers available in Red Oak, Maple, Mahogany, Walnut and Cherry. Warranty 1 year for veneer tops.

Veneer Surface (V)
Edge Style, Type and Size

Wood Edge
Laminate or Veneer

Wood/Veneer
 V-19
 V-17
1-1/4"x1-3/4"

For self, vinyl, and PVC edge tables see pages 10-23.

Special Stain: Sample must be provided - Add \$553 Per Order

	Page
Table Specifications	8
How to Order	9
Surface Selections	198
Edge Specifications	199-205
Pedestal Finish Selections	207
Table and Base Options	208-219
Power & Data Options	214-217
Design Data	220-227

Options - Add To List Price

	Chrome	Metallic	2nd Finish	2 Flip Tops w/bridge or Nesting	Special Height	Bullnose Ends	Equalizer Glides	Casters	Table Locks "A"
\$2676	\$106	\$70	N/C	\$204	\$98	\$78	\$36	\$200	\$63 Per Lock Factory Installed Please Provide Table Layout Drawing Or See Page 218 For Table Configurations Recommended For Flat Edges Only W-16, W-17, W-12, V-16, V-17, V-12. Hardware only For Field Installation \$39
2907	118	78	N/C	204	98	78	36	200	
3768	128	88	N/C	204	98	78	36	200	
\$2731	\$128	\$88	N/C	\$204	\$168	\$78	\$36	\$200	
2957	140	92	N/C	204	168	78	36	200	
3824	148	100	N/C	204	168	78	36	200	
\$2083	\$106	\$70	N/C	N/A	\$98	\$78	\$36	\$200	
2153	118	78	N/C	N/A	98	78	36	200	
2259	128	100	N/C	N/A	98	78	36	200	

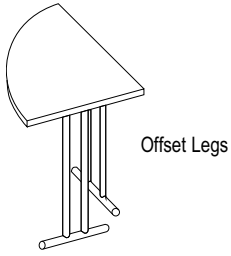
ADD 7% TO PRICES

For additional top sizes see pages 176-197.

Thirty (30) Year Warranty

VOYAGER Stationary Tables

Tubular Steel Pedestals

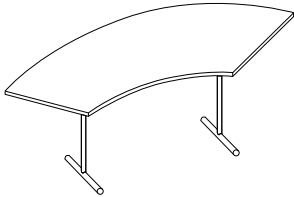


High Pressure Laminate Surface

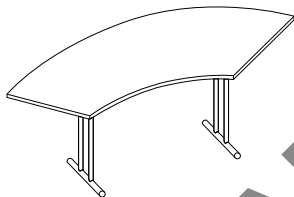
Veneer Surface (V)

Wood			Wood/Veneer	
W-12 ✓	W-16	W-17	V-12 ✓	V-16
1/8"x1-1/4"	1-1/4"x1-1/4"	1-1/4"x1-3/4"	1/8"x1-1/4"	1-1/4"x1-1/4"

Table Model	Base Model	Base Tubing Style	List Price				
			Textured & Smooth Pedestal Finishes				
PS2Q-24	PEBO2-16	A - 1-1/2"	\$990	\$1116	\$1188	\$1949	\$1990
PS2Q-30	PEBO2-20	A - 1-1/2"	1100	1312	1404	2015	2056
PS2Q-36	PEBO2-26	A - 1-1/2"	1138	1460	1565	2107	2144



PS1C-24	PEB-20	B - 2"	\$1780	\$2006	\$2172	\$2935	\$3097
PS1C-30	PEB-26	B - 2"	2449	3434	3741	4258	4498
PS1C-36	PEB-26	B - 2"	3796	4355	4752	5558	5880





PS2C-24	PEB2-20	A - 1-1/2"	\$1831	\$2056	\$2222	\$2986	\$3147
PS2C-30	PEB2-26	A - 1-1/2"	2504	3489	3796	4313	4554
PS2C-36	PEB2-26	A - 1-1/2"	3853	4411	4808	5614	5935

✓ W-12 / V-12 Framed Edge.

Wood edges and veneers available in Red Oak, Maple, Mahogany, Walnut and Cherry. Warranty 1 year for veneer tops.

Berco Customer Service (888) 772-4788

**Wood Edge
Laminate or Veneer**

Wood/Veneer
 V-19
 V-17
1-1/4"x1-3/4"

For self, vinyl, and PVC edge tables see pages 10-23.

Special Stain: Sample must be provided - Add \$553 Per Order

	Page
Table Specifications	8
How to Order	9
Surface Selections	198
Edge Specifications	199-205
Pedestal Finish Selections	207
Table and Base Options	208-219
Power & Data Options	214-217
Design Data	220-227

Options - Add To List Price

	Chrome	Metallic	2nd Finish	2-Flip Tops w/bridge or Nesting	Special Height	Bullnose Ends	Equalizer Glides	Casters	Table Locks "A"
\$2097	\$128	\$88	N/C	N/A	\$168	\$78	\$36	\$200	\$63 Per Lock Factory Installed Please Provide Table Layout Drawing Or See Page 218 For Table Configurations Recommended For Flat Edges Only W-16, W-17, W-12, V-16, V-17, V-12. Hardware only For Field Installation \$39
2175	140	92	N/C	N/A	168	78	36	200	
2274	148	100	N/C	N/A	168	78	36	200	
\$3298	\$118	\$78	N/C	\$204	\$98	\$78	\$36	\$200	
4803	128	88	N/C	204	98	78	36	200	
6285	128	88	N/C	204	98	78	36	200	
\$3349	\$140	\$92	N/C	\$204	\$168	\$78	\$36	\$200	
4859	148	100	N/C	204	168	78	36	200	
6341	148	100	N/C	204	168	78	36	200	

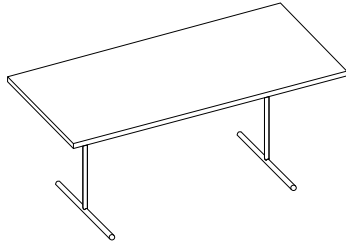
ADD 7% TO PRICES

For additional top sizes see pages 176-197.

Thirty (30) Year Warranty

VOYAGER Stationary Tables with Comfort Edge

Voyager Tables



High Pressure Laminate Surface
Edge Style, Type and Size

Comfort Edge					
Aluminum W/PVC 3 Sides (E10 Ebony PVC Only)	Laminate Post Form W/PVC 3 Sides (E10 Ebony PVC Only)	Textured Tough Edge 3 Sides PVC	Wood W/PVC 3 Sides (E10 Ebony PVC Only)	Wood W/3MM 3 Sides	Wood 4 Sides
AC-9	LC-9	TC-9	WC-9	WC-11	W-35
2"x1-1/4"	2"x1-1/4"	2"x1-1/4"	2"x1-1/4"	2"x1-1/4"	2"x1-1/4"

Table Model	Base Model	Base Tubing Style	List Price					
			Textured & Smooth Pedestal Finishes					
PS1-1848	PEB-16	B - 2"	\$693	N/A	\$629	\$1035	\$1035	\$1175
PS1-1860	PEB-16	B - 2"	742	N/A	682	1084	1084	1226
PS1-1872	PEB-16	B - 2"	801	N/A	740	1212	1212	1357
PS1-1884	PEB-16	B - 2"	N/A	N/A	892	1558	1558	1709
PS1-1896	PEB-16	B - 2"	N/A	N/A	N/A	1693	1693	1847
PS1-2448	PEB-20	B - 2"	711	686	735	987	1108	1290
PS1-2460	PEB-20	B - 2"	757	726	817	1042	1175	1356
PS1-2472	PEB-20	B - 2"	866	817	866	1121	1255	1485
PS1-2484	PEB-20	B - 2"	N/A	895	963	1201	1375	1865
PS1-2496	PEB-20	B - 2"	N/A	1027	N/A	1267	1469	2131
PS1-3048	PEB-26	B - 2"	777	745	754	1034	1154	1395
PS1-3060	PEB-26	B - 2"	832	797	812	1100	1275	1491
PS1-3072	PEB-26	B - 2"	926	864	928	1209	1408	1620
PS1-3084	PEB-26	B - 2"	N/A	956	1050	1302	1463	1913
PS1-3096	PEB-26	B - 2"	N/A	1048	N/A	1395	1556	2293
PS1-3648	PEB-26	B - 2"	876	773	N/A	1061	1195	1440
PS1-3660	PEB-26	B - 2"	922	877	N/A	1195	1315	1610
PS1-3672	PEB-26	B - 2"	979	942	N/A	1262	1408	1761
PS1-3684	PEB-26	B - 2"	N/A	1106	N/A	1356	1530	2216
PS1-3696	PEB-26	B - 2"	N/A	1204	N/A	1463	1636	2347

ADD 7% TO PRICES

Wood edges and veneers available in Red Oak, Maple, Mahogany, Walnut and Cherry.

Berco Customer Service (888) 772-4788

Laminate, Aluminum and Wood Comfort Laminate

For self, vinyl, and PVC edge tables see pages 10-23.

Special Stain: Sample must be provided - Add \$553 Per Order

	Page
Table Specifications	8
How to Order	9
Surface Selections	198
Edge Specifications	199-205
Pedestal Finish Selections	207
Table and Base Options	208-219
Power & Data Options	214-217
Design Data	220-227

Voyager Tables

Options - Add To List Price

Chrome	Metallic	2nd Finish	2-Flip Tops w/bridge or Nesting	Adjustable Height	Special Height	Bullnose Ends	Equalizer Glides	Casters	Table Locks "A"
\$106	\$70	N/C	\$204	N/A	\$98	\$78	\$36	\$200	\$63 Per Lock Factory Installed Please Provide Table Layout Drawing Or See Page 218 For Table Configurations Recommended For Flat Edges Only AC-9, LC-9, TC-9, WC-9, WC-11 Hardware only For Field Installation \$39
106	70	N/C	204	N/A	98	78	36	200	
106	70	N/C	204	N/A	98	78	36	200	
106	70	N/C	C/F	N/A	98	78	36	200	
106	70	N/C	C/F	N/A	98	78	36	200	
118	78	N/C	204	1034	98	78	36	200	
118	78	N/C	204	1034	98	78	36	200	
118	78	N/C	204	1034	98	78	36	200	
118	78	N/C	C/F	N/A	98	78	36	200	
118	78	N/C	C/F	N/A	98	78	36	200	
128	88	N/C	204	1034	98	78	36	200	
128	88	N/C	204	1034	98	78	36	200	
128	88	N/C	204	1034	98	78	36	200	
128	88	N/C	C/F	N/A	98	78	36	200	
128	88	N/C	C/F	N/A	98	78	36	200	
128	88	N/C	204	1034	98	78	36	200	
128	88	N/C	204	1034	98	78	36	200	
128	88	N/C	204	1034	98	78	36	200	
128	88	N/C	C/F	N/A	98	78	36	200	
128	88	N/C	C/F	N/A	98	78	36	200	

Voyager Adjustable Height Tables with glides adjustment range: 27.25" to 40.625"
 Voyager Adjustable Height Tables with casters adjustment range: 30" to 43.375"
 Adjustable height tables not available in chrome or metallic

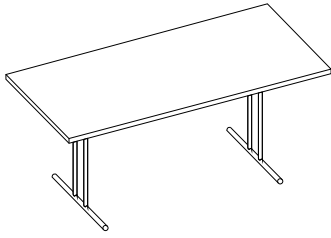
For additional top sizes see pages 176-197.

C/F = Consult Factory

Thirty (30) Year Warranty

VOYAGER Stationary Tables with Comfort Edge

Voyager Tables



High Pressure Laminate Surface
Edge Style, Type and Size

Comfort Edge					
Aluminum W/PVC 3 Sides (E10 Ebony PVC Only)	Laminate Post Form W/PVC 3 Sides (E10 Ebony PVC Only)	Textured Tough Edge 3 Sides PVC	Wood W/PVC 3 Sides (E10 Ebony PVC Only)	Wood W/3MM 3 Sides	Wood 4 Sides
AC-9	LC-9	TC-9	WC-9	WC-11	W-35
2"x1-1/4"	2"x1-1/4"	2"x1-1/4"	2"x1-1/4"	2"x1-1/4"	2"x1-1/4"

Table Model	Base Model	Base Tubing Style	List Price					
			Textured & Smooth Pedestal Finishes					
PS2-1848	PEB2-16	A - 1-1/2"	\$749	N/A	\$686	\$1090	\$1090	\$1230
PS2-1860	PEB2-16	A - 1-1/2"	797	N/A	739	1139	1139	1281
PS2-1872	PEB2-16	A - 1-1/2"	856	N/A	796	1267	1267	1413
PS2-1884	PEB2-16	A - 1-1/2"	N/A	N/A	948	1613	1613	1764
PS2-1896	PEB2-16	A - 1-1/2"	N/A	N/A	NA	1748	1748	1902
PS2-2448	PEB2-20	A - 1-1/2"	761	736	784	1037	1159	1341
PS2-2460	PEB2-20	A - 1-1/2"	807	776	867	1092	1225	1406
PS2-2472	PEB2-20	A - 1-1/2"	916	868	916	1171	1305	1535
PS2-2484	PEB2-20	A - 1-1/2"	N/A	946	1013	1251	1425	1915
PS2-2496	PEB2-20	A - 1-1/2"	N/A	1077	NA	1318	1519	2181
PS2-3048	PEB2-26	A - 1-1/2"	832	801	810	1089	1210	1451
PS2-3060	PEB2-26	A - 1-1/2"	888	853	868	1156	1330	1546
PS2-3072	PEB2-26	A - 1-1/2"	981	919	984	1264	1464	1675
PS2-3084	PEB2-26	A - 1-1/2"	N/A	1011	1107	1357	1518	1968
PS2-3096	PEB2-26	A - 1-1/2"	N/A	1103	NA	1451	1611	2348
PS2-3648	PEB2-26	A - 1-1/2"	931	828	NA	1116	1250	1495
PS2-3660	PEB2-26	A - 1-1/2"	978	932	NA	1250	1370	1665
PS2-3672	PEB2-26	A - 1-1/2"	1034	997	NA	1317	1464	1816
PS2-3684	PEB2-26	A - 1-1/2"	N/A	1161	NA	1412	1585	2271
PS2-3696	PEB2-26	A - 1-1/2"	N/A	1260	NA	1518	1692	2402

ADD 7% TO PRICES

Wood edges and veneers available in Red Oak, Maple, Mahogany, Walnut and Cherry.

Berco Customer Service (888) 772-4788

Laminate, Aluminum and Wood Comfort Laminate

For self, vinyl, and PVC edge tables see pages 10-23.

Special Stain: Sample must be provided - Add \$553 Per Order

	Page
Table Specifications	8
How to Order	9
Surface Selections	198
Edge Specifications	199-205
Pedestal Finish Selections	207
Table and Base Options	208-219
Power & Data Options	214-217
Design Data	220-227

Voyager Tables

Options - Add To List Price

Chrome	Metallic	2nd Finish	2 Flip Tops w/bridge or Nesting	Special Height	Bullnose Ends	Equalizer Glides	Casters	Table Locks "A"
\$128	\$88	N/C	\$204	\$168	\$78	\$36	\$200	\$63 Per Lock Factory Installed Please Provide Table Layout Drawing Or See Page 218 For Table Configurations Recommended For Flat Edges Only AC-9, LC-9, TC-9, WC-9, WC-11 Hardware only For Field Installation \$39
128	88	N/C	204	168	78	36	200	
128	88	N/C	204	168	78	36	200	
128	88	N/C	C/F	168	78	36	200	
128	88	N/C	C/F	168	78	36	200	
140	92	N/C	204	168	78	36	200	
140	92	N/C	204	168	78	36	200	
140	92	N/C	204	168	78	36	200	
140	92	N/C	C/F	168	78	36	200	
140	92	N/C	C/F	168	78	36	200	
148	100	N/C	204	168	78	36	200	
148	100	N/C	204	168	78	36	200	
148	100	N/C	204	168	78	36	200	
148	100	N/C	C/F	168	78	36	200	
148	100	N/C	C/F	168	78	36	200	
148	100	N/C	204	168	78	36	200	
148	100	N/C	204	168	78	36	200	
148	100	N/C	204	168	78	36	200	
148	100	N/C	C/F	168	78	36	200	
148	100	N/C	C/F	168	78	36	200	

ADD 7% TO PRICES

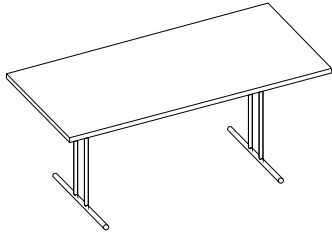
For additional top sizes see pages 176-197.

C/F = Consult Factory

Thirty (30) Year Warranty

VOYAGER Folding Tables

Tubular Steel Pedestals



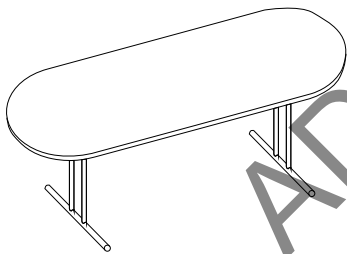
Voyager Folding Tables

High Pressure Laminate Surface

Edge Style, Type and Size

Vinyl T-Mold		Rigid PVC	Wood				Specialty PVC
L-21				W-23			
L-18	L-23			W-18	W-19		
L-15	L-20	P-12	W-12	W-16	W-17	P-14	
1/4"x1-1/4"	1/4"x1-3/4"	1/8"x1-1/4"	1/8"x1-1/4"	1-1/4"x1-1/4"	1-1/4"x1-3/4"	2mmx1-1/4"	

Table Model	Base Model	Base Tubing Style	Unpacked Weight		List Price						
			Standard	Light Weight	Textured & Smooth Finishes						
PF-1848**	PF-16	A - 1-1/2"	50 lbs	38 lbs	\$1060	\$1136	\$1059	\$1309	\$1429	\$1495	\$1112
PF-1860	PF-16	A - 1-1/2"	58	43	1034	1122	1033	1256	1406	1477	1084
PF-1872	PF-16	A - 1-1/2"	66	48	1089	1188	1087	1367	1526	1609	1141
PF-1884	PF-16	A - 1-1/2"	76	53	1176	1298	1173	1621	1848	1962	1233
PF-1896	PF-16	A - 1-1/2"	82	58	1266	1412	1264	1747	1975	2102	1327
PF-2448**	PF-20	A - 1-1/2"	63	49	1036	1114	1035	1253	1494	1571	1087
PF-2460	PF-20	A - 1-1/2"	74	55	1009	1097	1006	1203	1484	1566	1057
PF-2472	PF-20	A - 1-1/2"	85	62	1122	1238	1120	1365	1604	1697	1175
PF-2484	PF-20	A - 1-1/2"	95	69	1191	1325	1188	1599	1951	2080	1248
PF-2496	PF-20	A - 1-1/2"	106	75	1357	1531	1354	1745	2194	2347	1422
PF-3048**	PF-26	A - 1-1/2"	75	54	1103	1188	1101	1345	1592	1677	1157
PF-3060	PF-26	A - 1-1/2"	89	62	1084	1186	1082	1317	1609	1701	1136
PF-3072	PF-26	A - 1-1/2"	102	71	1172	1294	1170	1457	1728	1831	1228
PF-3084	PF-26	A - 1-1/2"	115	79	1269	1417	1266	1767	1997	2129	1330
PF-3096	PF-26	A - 1-1/2"	129	87	1375	1548	1373	1852	2345	2510	1441
PF-3660	PF-26	A - 1-1/2"	102	71	1173	1298	1171	1413	1720	1823	1229
PF-3672	PF-26	A - 1-1/2"	118	81	1225	1358	1223	1555	1858	1975	1284
PF-3684	PF-26	A - 1-1/2"	134	91	1443	1634	1440	1818	2273	2434	1512
PF-3696	PF-26	A - 1-1/2"	150	101	1557	1776	1555	1889	2394	2565	1632



PFR-3672	PF-26	A - 1-1/2"	106 lbs	74 lbs	\$1495	\$1642	C/F	C/F	\$2467	\$2883	C/F
PFR-3684	PF-26	A - 1-1/2"	122	84	1692	1907	C/F	C/F	2812	3225	C/F
PFR-3696	PF-26	A - 1-1/2"	138	94	1899	2157	C/F	C/F	3039	3485	C/F

** Overlap legs - vertical storage only.

Voyager "PF" folding tables match Voyager "PS2" stationary tables with 1-1/4" dia. double column end bases.

Wood edges available in Red Oak, Maple, Mahogany, Walnut and Cherry.

Berco Customer Service (888) 772-4788

Vinyl, PVC and Wood Edge Laminate

* FMP - Folding Modesty Panel with laminate and PVC edge - standard.
 RMP with wood edge - Add **\$103**
 RMP with veneer and wood edge - Add **\$383**

Special Stain: Sample must be provided - Add \$553 Per Order

	Page
Table Specifications	8
How to Order	9
Surface Selections	198
Edge Specifications	199-205
Pedestal Finish Selections	207
Table and Base Options	208-219
Power & Data Options	214-217
Design Data	220-227

Options - Add To List Price

Chrome	Metallic	2nd Finish	Special Height	Bullnose Ends	Equalizer Glides	FMP*	Casters	Light Weight Top
\$128	\$88	N/C	C/F	\$78	\$36	N/A	\$200	\$64
128	88	N/C	C/F	78	36	N/A	200	85
128	88	N/C	C/F	78	36	N/A	200	85
128	88	N/C	C/F	78	36	N/A	200	125
128	88	N/C	C/F	78	36	N/A	200	125
140	92	N/C	C/F	78	36	N/A	200	104
140	92	N/C	C/F	78	36	301	200	104
140	92	N/C	C/F	78	36	341	200	104
140	92	N/C	C/F	78	36	373	200	180
140	92	N/C	C/F	78	36	408	200	180
148	100	N/C	C/F	78	36	N/A	200	90
148	100	N/C	C/F	78	36	301	200	104
148	100	N/C	C/F	78	36	341	200	149
148	100	N/C	C/F	78	36	373	200	180
148	100	N/C	C/F	78	36	408	200	180
148	100	N/C	C/F	78	36	301	200	149
148	100	N/C	C/F	78	36	341	200	180
148	100	N/C	C/F	78	36	373	200	180
148	100	N/C	C/F	78	36	408	200	180
\$148	\$100	N/C	C/F	\$78	\$36	N/A	\$200	\$180
148	100	N/C	C/F	78	36	N/A	200	180
148	100	N/C	C/F	78	36	N/A	200	180

Table Locks "A"

\$63 Per Lock
Factory Installed

Please Provide
Table
Layout Drawing
Or
See Page 218
For Table
Configurations

Recommended
For
Flat Edges Only
L-18, L-20,
L-21, P-12, P-14,
W-16, W17

Hardware only
For
Field Installation
\$39

Voyager Folding Tables

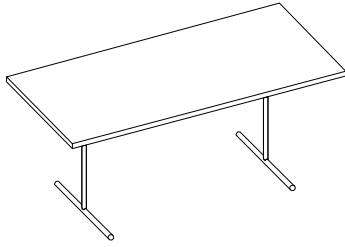
ADD 7% TO PRICES

Type "A" table locks not available on 1848 or 1860 folding tables.

Thirty (30) Year Warranty

VOYAGER Folding Tables

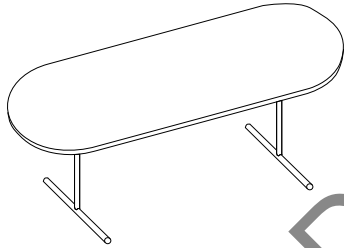
Tubular Steel Pedestals



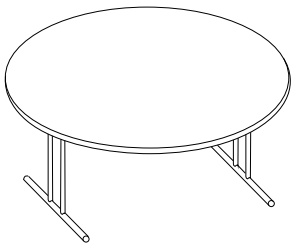
Voyager Folding Tables

High Pressure Laminate Surface						
Edge Style, Type and Size						
Vinyl T-Mold		Rigid PVC	Wood			Specialty PVC
L-21				W-23		
L-18	L-23			W-18	W-19	
L-15	L-20	P-12	W-12	W-16	W-17	P-14
1/4"x1-1/4"	1/4"x1-3/4"	1/8"x1-1/4"	1/8"x1-1/4"	1-1/4"x1-1/4"	1-1/4"x1-3/4"	2mmx1-1/4"

Table Model	Base Model	Base Tubing Style	Unpacked Weight		List Price						
			Standard	Light Weight	Textured & Smooth Finishes						
VF-1860	VF-16	B - 2"	61 lbs	46 lbs	\$1042	\$1129	\$1041	\$1264	\$1414	\$1484	\$1093
VF-1872	VF-16	B - 2"	69	51	1097	1196	1094	1375	1533	1617	1149
VF-1884	VF-16	B - 2"	77	56	1184	1305	1180	1629	1855	1969	1240
VF-1896	VF-16	B - 2"	85	61	1274	1419	1272	1754	1982	2109	1336
VF-2460	VF-20	B - 2"	75	55	1019	1107	1017	1214	1494	1575	1067
VF-2472	VF-20	B - 2"	86	62	1132	1248	1129	1375	1613	1707	1186
VF-2484	VF-20	B - 2"	96	68	1201	1335	1199	1610	1961	2091	1259
VF-2496	VF-20	B - 2"	107	75	1367	1541	1365	1754	2204	2357	1433
VF-3060	VF-26	B - 2"	90	65	1099	1201	1097	1332	1623	1716	1151
VF-3072	VF-26	B - 2"	103	73	1187	1310	1185	1472	1744	1847	1244
VF-3084	VF-26	B - 2"	117	82	1285	1432	1281	1783	2013	2144	1345
VF-3096	VF-26	B - 2"	130	90	1390	1563	1388	1867	2360	2524	1456
VF-3660	VF-26	B - 2"	103	73	1188	1313	1186	1428	1734	1838	1246
VF-3672	VF-26	B - 2"	119	83	1240	1374	1238	1570	1873	1990	1300
VF-3684	VF-26	B - 2"	135	93	1457	1649	1455	1834	2288	2449	1528
VF-3696	VF-26	B - 2"	151	103	1572	1791	1570	1904	2409	2579	1648



VFR-3672	VF-26	B - 2"	109 lbs	77 lbs	\$1510	\$1657	N/A	N/A	\$2482	\$2898	N/A
VFR-3684	VF-26	B - 2"	125	89	1707	1923	N/A	N/A	2828	3240	N/A
VFR-3696	VF-26	B - 2"	141	97	1914	2172	N/A	N/A	3053	3500	N/A



PF-54 **	PF-32	A - 1-1/2"	122 lbs	76 lbs	\$1731	\$1965	\$1732	\$2491	\$2875	\$3082	\$1818
PF-60 **	PF-32	A - 1-1/2"	147	87	1833	2094	1834	2551	2956	3171	1926

** Overlap legs - vertical storage only.

Voyager "VF" folding tables match Jupiter "ES" stationary tables and Voyager "PS1" stationary tables with 2" dia. single column end bases.

Wood edges available in Red Oak, Maple, Mahogany, Walnut and Cherry.

Berco Customer Service (888) 772-4788

JUPITER Tables

Solid Steel Pedestals

Jupiter Tables were developed to offer you Quality and Styling. Stationary Pedestals made of Solid Steel allow the ultimate in a base foundation with unparalleled durability.

Table Height

All tables are 29" overall height within industry tolerances, including top and pedestal. Special heights are available.

Table Assembly

All stationary and flip top tables come equipped with Phillips wood screws for attaching pedestal to table top. Shipped fully assembled and packaged individually. Flip-Top Tables: Pedestals and top shipped separately.

Table Top Specifications

Laminate Tops: Standard core is 1-1/8" thick 45# industrial grade particleboard. Tops are laminated under continuous pressure using cold PVA glue with HPL laminate and balanced with backing sheet. Standard laminate selections include Formica, Wilsonart, Nevamar and Pionite. Please consult Customer Service for pricing and availability for other brands of laminates.

Veneer Tops: Veneer is 0.025" thick, select quality, rotary cut or plain sliced. All faces are book matched and balanced. Panels are backed with a commercial balanced backer. Veneer tops are finished with a multicoated system of catalyzed, semi-gloss varnish.

Lightweight Tops: Our lightweight solid core material is 1-1/8" thick, and available on stationary and folding tables at an additional charge. These tops are approximately 30% lighter than our standard tops.

Edging: Offered in a variety of edge styles including self-edge, vinyl, PVC, and wood. Please refer to page 199 for vinyl and PVC colors, and page 202 for wood finishes.

Table Pedestal Specifications

Finishes: Available in 40+ standard resin powder coat finishes. Chrome plated and simulated metallic finishes are offered at an additional charge. Our unique mechanical construction enables a flawless seam when mixing column finishes with any base finish. Custom finishes available. Please contact Customer Service for quotation.

Glides and Casters: All tables are equipped with 1" diameter stainless steel, rubber cushioned glides with 1/2" long stem, fully threaded into solid steel base. Optional styles of glides and casters available at an upcharge. Please refer to page 213 for styles and pricing.

Jupiter Table Pedestals

Constructed of cold finished 2" diameter solid steel, fully TIG welded for maximum support. Smaller pedestals equipped with powder coated 10" locking cast spider; larger pedestals equipped with cast spider, machined for column recess to insure levelness. 2" diameter (14 gauge) and 3" diameter (16 gauge) lathe cut columns constructed from welded, cold rolled flash controlled tubing. Factory assembled with 1/2"-13 threaded steel rod and flange nut at 60 ft/lb torque. Standard with square ends. Bullnose and beveled ends are available at an additional charge.

Jupiter Pedestals compliment our Voyager VF Folding Tables (pg 48) and our Titan single folding leg (pg 120).

Jupiter Table Options

There are several options available on Jupiter stationary. For detailed specifications on available options, please refer to Options Specifications on pages 208-219.

Ordering Instructions for Jupiter Tables

Specify the table to be ordered using the following method:

1. Select **Table Model Number** ES-3060
2. Select Top **Edge Profile** W18
3. Select **Edge Color/Name or Wood Finish** CH1 Natural
 3a. Indicate **Wood Species** Cherry
4. Select **Top Surface** – include
 - 4a. Manufacturer Wilsonart
 - 4b. Number and Finish 1573-60
 - 4c. Description Frosty White
5. Select **Pedestal Finish** – include
 - 5a. Color Number S10
 - 5b. Color Name Ebony
6. Select Any Applicable **Options** Bullnose Ends

Refer to add-on options listed for each table model and pages 208-219 for additional options

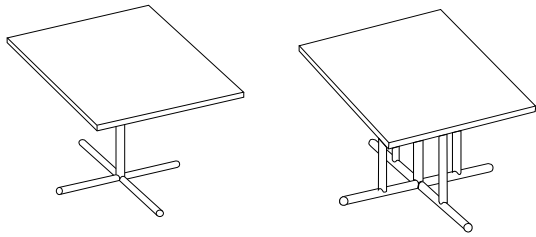
Powder Coat Finishes

Berco powder coating is a four step process: degreasing, conversion coating, electrostatic powder application, and oven curing above 350 degrees F. All powder coatings are epoxy resin formulations providing a very durable and hard finish.

Textured Finishes		Metallic Finishes		Smooth Finishes		Chome Finishes	
T01	Quartzite	M24	Chrometal	S10	Ebony	C10	Bright Chrome
T02	Speckled Salt	M33	Titanium	S11	Snow	C29	Satin Chrome
T03	Shubi Oxide	M34	Pewter	S14	Cappuccino		
T04	Dusty Ash	M35	Champagne	S15	Graphite		
T05	Black Wrinkle	M36	Cinnamon Sparkle	S18	Gray Luster		
T06	Brown Wrinkle	M37	Volcanic Bronze	S19	Mink		
T07	Winter Sky	M38	Gunmetal	S20	Monument Grey		
T08	Wahelo Red	M39	Moonlit Silver	S21	Tranquil		
T09	Grazor	M40	Oyster Pearl	S22	Caramello		
T12	Battleship Grey	M41	Pumice Stone	S23	Jet Black		
T13	Blue Montrose	M42	Pyrite	S24	Maritime		
T16	Charcoal Wrinkle			S25	Patriot Blue		
T17	Platinum Wrinkle			S26	Bonzai		
T32	Smoketone			S27	Nutmeg		
T37	Graytone			S28	Dusk		
				S29	Sky Grey		
				S30	Bittersweet		
				S31	Signature Purple		
				S32	Wasabi		

JUPITER Stationary Tables

Solid Steel Pedestals



High Pressure Laminate Surface
Edge Style, Type and Size

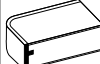

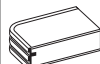





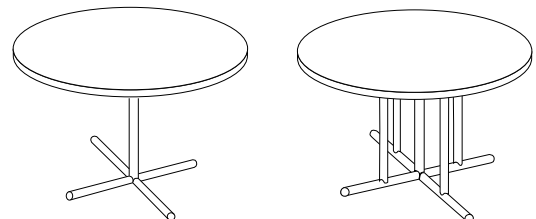

Self	Vinyl T-Mold	Specialty PVC	
	 L-21		
 1/16"x1-1/4" L-10	 L-18	 L-23	
 P-12	 L-15	 L-20	 P-14
3mmx1-1/4"	1/4"x1-1/4"	1/4"x1-3/4"	2mmx1-1/4"

Table Model	Base Model	List Price Textured & Smooth Pedestal Finishes			
-------------	------------	---	--	--	--

ES-2424	E3-20	\$650	\$651	\$699	\$682
ES-3030	E3-20	612	724	789	756
ES-3636	E3-26	834	835	918	876
ES-4242	E3-30	1218	1222	1346	1279
ES-4848	E3-30	1361	1364	1499	1429



ES-24	E3-20	N/A	\$675	\$732	N/A
ES-30	E3-20	738	737	805	775
ES-36	E3-26	837	835	918	878
ES-42	E3-26	1250	1249	1380	1313
ES-48	E3-30	1443	1441	1582	1515
ES-54	E3-30	1763	1762	1996	1851
ES-60	E3-36	1919	1918	2180	2015
ES-72†	E3-36-5	3012	3010	3438	3163



ESX-2430	E3-2026	\$733	\$735	\$797	\$770
ESX-2436	E3-2026	754	756	824	792
ESX-3042	E3-2630	1131	1132	1212	1187
ESX-3048	E3-2636	1192	1194	1279	1252
ESX-3642	E3-2636	1227	1228	1326	1289
ESX-3648	E3-2636	1290	1293	1406	1355

† Shipped as a one piece top with center seam.

Self, Vinyl, and PVC Edge Laminate

For wood edge tables see pages 64-75.

	Page
Table Specifications	50
How to Order	51
Surface Selections	198
Edge Specifications	199-205
Pedestal Finish Selections	207
Table and Base Options	208-219
Power & Data Options	214-217
Design Data	220-227

Options - Add To List Price

Chrome	Metallic	2nd Finish	Flip Top	Special Height	Bullnose Ends	Equalizer Glides	Casters	Table Locks "A"
\$108	\$72	N/C	\$94	\$64	\$124	\$36	\$200	\$83 Per Lock Factory Installed Please Provide Table Layout Drawing Or See Page 218 For Table Configurations Recommended For Flat Edges Only L-10, L-18, L-20, L-21, P-12, P-14. Hardware only For Field Installation \$39
108	72	N/C	94	64	124	36	200	
108	72	N/C	94	64	124	36	200	
108	72	N/C	94	64	124	36	200	
108	72	N/C	94	64	124	36	200	
108	72	N/C	N/A	64	124	36	200	
\$108	\$72	N/C	\$94	\$64	\$124	\$36	\$200	
108	72	N/C	94	64	124	36	200	
108	72	N/C	94	64	124	36	200	
108	72	N/C	94	64	124	36	200	
108	72	N/C	94	64	124	36	200	
108	72	N/C	94	64	124	36	200	
108	72	N/C	N/A	64	124	36	200	
108	72	N/C	N/A	64	124	36	200	
108	72	N/C	N/A	64	124	36	200	
192	128	N/C	N/A	259	124	36	200	
\$108	\$72	N/C	\$94	\$49	\$124	\$36	\$200	
108	72	N/C	94	49	124	36	200	
108	72	N/C	94	64	124	36	200	
108	72	N/C	94	64	124	36	200	
108	72	N/C	94	64	124	36	200	
108	72	N/C	94	64	124	36	200	

ADD 7% TO PRICES

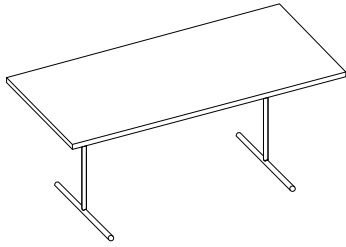
Jupiter Tables

For additional top sizes see pages 176-197.

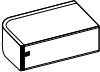



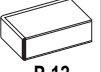

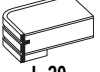

Thirty (30) Year Warranty

JUPITER Stationary Tables

Solid Steel Pedestals

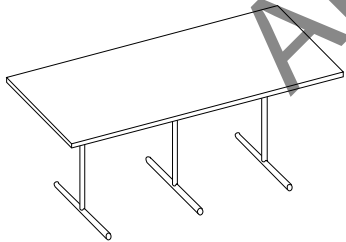


High Pressure Laminate Surface
Edge Style, Type and Size

Self	Vinyl T-Mold	Specialty PVC	
	 L-21		
 1/16"x1-1/4" L-10	 L-18	 L-23	
 P-12	 L-15	 L-20	 P-14
3mmx1-1/4"	1/4"x1-1/4"	1/4"x1-3/4"	2mmx1-1/4"

Jupiter Tables

Table Model	Base Model	List Price			
		Textured & Smooth Pedestal Finishes			
ES-1848	EEB-16	\$927	\$928	\$1004	\$973
ES-1860	EEB-16	971	972	1060	1020
ES-1872	EEB-16	1025	1027	1127	1076
ES-1884	EEB-16	1112	1114	1236	1167
ES-1896	EEB-16	1202	1204	1350	1263
ES-2448	EEB-20	974	977	1054	1023
ES-2460	EEB-20	1017	1019	1107	1067
ES-2472	EEB-20	1129	1132	1248	1186
ES-2484	EEB-20	1199	1201	1335	1259
ES-2496	EEB-20	1365	1367	1541	1433
ES-3048	EEB-26	1064	1065	1151	1118
ES-3060	EEB-26	1114	1116	1218	1170
ES-3072	EEB-26	1202	1204	1327	1263
ES-3084	EEB-26	1299	1302	1451	1364
ES-3096	EEB-26	1405	1407	1581	1476
ES-3648	EEB-26	1162	1164	1278	1221
ES-3660	EEB-26	1203	1207	1330	1264
ES-3672	EEB-26	1255	1258	1391	1318
ES-3684	EEB-26	1472	1476	1667	1546
ES-3696	EEB-26	1587	1590	1809	1667
ES-4248	EEB-36	1332	1335	1470	1399
ES-4260	EEB-36	1386	1389	1536	1455
ES-4272	EEB-36	1623	1626	1835	1705
ES-4284	EEB-36	1749	1752	1992	1837
ES-4296	EEB-36	1910	1913	2192	2005



ES-24120	EEB-20	\$1860	\$1865	\$2080	\$1953
ES-24144	EEB-20	2060	2064	2325	2163
ES-30120	EEB-26	2167	2171	2447	2275
ES-30144	EEB-26	2288	2292	2596	2402
ES-36120	EEB-26	2293	2297	2603	2408
ES-36144	EEB-26	2569	2574	2949	2698
ES-42120	EEB-36	2654	2657	3025	2786
ES-42144	EEB-36	2846	2850	3265	2988

Berco Customer Service (888) 772-4788

Self, Vinyl, and PVC Edge Laminate

For wood edge tables see pages 64-75.

* RMP - Removable Modesty Panel with laminate and PVC edge - standard.
 RMP with wood edge - Add \$103
 RMP with veneer and wood edge - Add \$383

	Page
Table Specifications	50
How to Order	51
Surface Selections	198
Edge Specifications	199-205
Pedestal Finish Selections	207
Table and Base Options	208-219
Power & Data Options	214-217
Design Data	220-227

Options - Add To List Price

Chrome	Metallic	2nd Finish	2 Flip Tops w/bridge or Nesting	Special Height	Bullnose Ends	Equalizer Glides	RMP*	Casters	Table Locks "A"
\$126	\$84	N/C	\$204	\$98	\$124	\$36	\$253	\$200	\$63 Per Lock Factory Installed Please Provide Table Layout Drawing Or See Page 218 For Table Configurations Recommended For Flat Edges Only L-10, L-18, L-20, L-21, P-12, P-14. Hardware only For Field Installation \$39
126	84	N/C	204	98	124	36	277	200	
126	84	N/C	204	98	124	36	317	200	
126	84	N/C	C/F	98	124	36	349	200	
126	84	N/C	C/F	98	124	36	383	200	
140	94	N/C	204	98	124	36	253	200	
140	94	N/C	204	98	124	36	277	200	
140	94	N/C	204	98	124	36	317	200	
140	94	N/C	C/F	98	124	36	349	200	
140	94	N/C	C/F	98	124	36	383	200	
160	106	N/C	204	98	124	36	253	200	
160	106	N/C	204	98	124	36	277	200	
160	106	N/C	204	98	124	36	317	200	
160	106	N/C	C/F	98	124	36	349	200	
160	106	N/C	C/F	98	124	36	383	200	
160	106	N/C	204	98	124	36	253	200	
160	106	N/C	204	98	124	36	277	200	
160	106	N/C	204	98	124	36	317	200	
160	106	N/C	C/F	98	124	36	349	200	
160	106	N/C	C/F	98	124	36	383	200	
216	144	N/C	204	98	124	36	253	200	
216	144	N/C	204	98	124	36	277	200	
216	144	N/C	204	98	124	36	317	200	
216	144	N/C	C/F	98	124	36	349	200	
216	144	N/C	C/F	98	124	36	383	200	
\$210	\$141	N/C	N/A	\$147	\$186	\$54	C/F	C/F	
210	141	N/C	N/A	147	186	54	C/F	C/F	
240	159	N/C	N/A	147	186	54	C/F	C/F	
240	159	N/C	N/A	147	186	54	C/F	C/F	
240	159	N/C	N/A	147	186	54	C/F	C/F	
240	159	N/C	N/A	147	186	54	C/F	C/F	
324	216	N/C	N/A	147	186	54	C/F	C/F	
324	216	N/C	N/A	147	186	54	C/F	C/F	

For additional top sizes see pages 176-197.

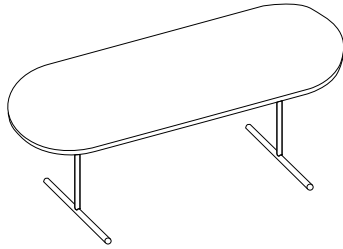
C/F = Consult Factory

Thirty (30) Year Warranty

Jupiter Tables

JUPITER Stationary Tables

Solid Steel Pedestals



High Pressure Laminate Surface
Edge Style, Type and Size

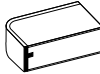

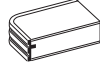


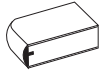


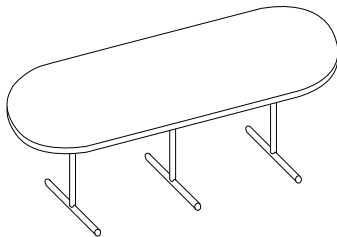
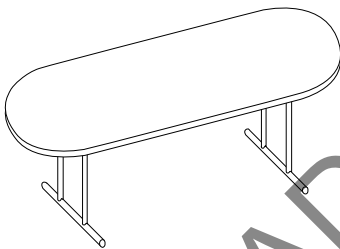
Self	Vinyl T-Mold	Specialty PVC	
	 L-21		
 1/16"x1-1/4" L-10	 L-18	 L-23	
 P-12	 L-15	 L-20	 P-14
3mmx1-1/4"	1/4"x1-1/4"	1/4"x1-3/4"	2mmx1-1/4"

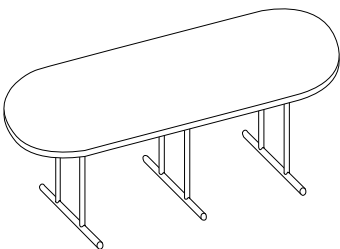
Table Model	Base Model	List Price Textured & Smooth Pedestal Finishes			
ESR-3672	EEB-26	C/F	\$1528	\$1674	C/F
ESR-3684	EEB-26	C/F	1724	1941	C/F
ESR-3696	EEB-26	C/F	1931	2190	C/F
ESR-4296	EEB-36	C/F	2162	2481	C/F



ESR-36120	EEB-26	C/F	\$2484	\$2915	C/F
ESR-36144	EEB-26	C/F	2690	3147	C/F
ESR-42120	EEB-36	C/F	2816	3250	C/F
ESR-42144	EEB-36	C/F	3099	3640	C/F



ESR-4896	EEB-36-2	C/F	\$2684	\$2992	C/F
ESR-6096	EEB-42-2	C/F	3408	4144	C/F



ESR-48120	EEB-36-2	C/F	\$3714	\$4081	C/F
ESR-48144	EEB-36-2	C/F	4127	4566	C/F
ESR-60120	EEB-42-2	C/F	4434	5239	C/F
ESR-60144	EEB-42-2	C/F	5007	5918	C/F

Jupiter Tables

ADD 7% TO PRICES

Self, Vinyl, and PVC Laminate

For wood edge tables see pages 64-75.

	Page
Table Specifications	50
How to Order	51
Surface Selections	198
Edge Specifications	199-205
Pedestal Finish Selections	207
Table and Base Options	208-219
Power & Data Options	214-217
Design Data	220-227

Options - Add To List Price

Chrome	Metallic	2nd Finish	2 Flip Tops w/bridge or Nesting	Special Height	Bullnose Ends	Equalizer Glides	Casters	Table Locks "A"
\$160	\$106	N/C	\$204	\$98	\$124	\$36	\$200	\$63 Per Lock Factory Installed Please Provide Table Layout Drawing Or See Page 218 For Table Configurations Recommended For Flat Edges Only L-10, L-18, L-20, L-21, P-12, P-14. Hardware only For Field Installation \$39
160	106	N/C	C/F	98	124	36	200	
160	106	N/C	C/F	98	124	36	200	
216	144	N/C	C/F	98	124	36	200	
\$240	\$159	N/C	N/A	\$147	\$186	\$54	C/F	
240	159	N/C	N/A	147	186	54	C/F	
324	216	N/C	N/A	147	186	54	C/F	
324	216	N/C	N/A	147	186	54	C/F	
\$232	\$154	N/C	N/A	\$192	\$124	\$36	\$200	
234	156	N/C	N/A	192	124	36	200	
\$348	\$231	N/C	N/A	\$288	\$186	\$54	C/F	
348	231	N/C	N/A	288	186	54	C/F	
351	234	N/C	N/A	288	186	54	C/F	
351	234	N/C	N/A	288	186	54	C/F	

Jupiter Tables

For additional top sizes see pages 176-197.

C/F = Consult Factory

Thirty (30) Year Warranty

JUPITER Stationary Tables

Solid Steel Pedestals

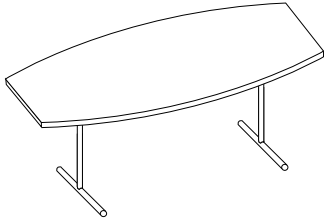
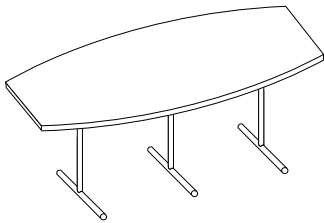
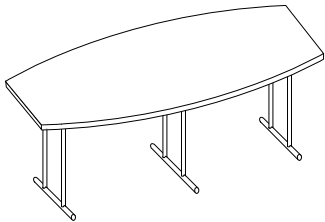


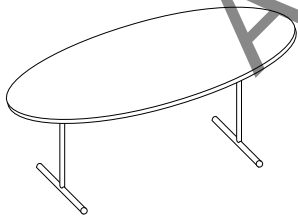
Table Model	Base Model
ESB-364896	EEB-36



ESB-3648120	EEB-36
ESB-3648144	EEB-36



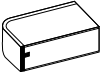
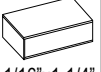
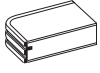
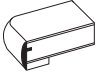
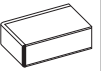
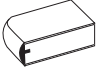
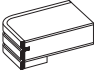
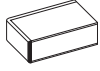
ESB-4254120	EEB-36-2/42-2
ESB-4254144	EEB-36-2/42-2
ESB-4860144	EEB-36-2/42-2



ESV-3660	EEB-26
ESV-3672	EEB-26
ESV-3684	EEB-26
ESV-3696	EEB-26
ESV-4272	EEB-36
ESV-4284	EEB-36
ESV-4296	EEB-36

High Pressure Laminate Surface

Edge Style, Type and Size

Self	Vinyl T-Mold	Specialty PVC	
	 L-21		
 1/16"x1-1/4" L-10	 L-18	 L-23	
 P-12	 L-15	 L-20	 P-14
3mmx1-1/4"	1/4"x1-1/4"	1/4"x1-3/4"	2mmx1-1/4"

List Price
Textured & Smooth Pedestal Finishes

C/F \$2284 \$2592 C/F

C/F \$3114 \$3482 C/F
C/F 3527 3966 C/F

C/F \$4149 \$4586 C/F
C/F 4598 5273 C/F
C/F 4964 5874 C/F

C/F \$1460 \$1606 C/F
C/F 1528 1674 C/F
C/F 1724 1941 C/F
C/F 1931 2190 C/F
C/F 1785 1913 C/F
C/F 1929 2123 C/F
C/F 2162 2481 C/F

Jupiter Tables

ADD 7% TO PRICES

Self, Vinyl, and PVC Edge Laminate

For wood edge tables see pages 64-75.

	Page
Table Specifications	50
How to Order	51
Surface Selections	198
Edge Specifications	199-205
Pedestal Finish Selections	207
Table and Base Options	208-219
Power & Data Options	214-217
Design Data	220-227

Options - Add To List Price

Chrome	Metallic	2nd Finish	2 Flip Tops w/bridge or Nesting	Special Height	Bullnose Ends	Equalizer Glides	Casters
\$216	\$144	N/C	C/F	\$98	\$124	\$36	\$200
\$324	\$216	N/C	N/A	\$147	\$186	\$54	C/F
324	216	N/C	N/A	147	186	54	C/F
\$349	\$232	N/C	N/A	\$288	\$186	\$54	C/F
349	232	N/C	N/A	288	186	54	C/F
349	232	N/C	N/A	288	186	54	C/F
\$160	\$106	N/C	\$204	\$98	\$124	\$36	\$200
160	106	N/C	204	98	124	36	200
160	106	N/C	C/F	98	124	36	200
160	106	N/C	C/F	98	124	36	200
216	144	N/C	204	98	124	36	200
216	144	N/C	C/F	98	124	36	200
216	144	N/C	C/F	98	124	36	200

ADD 7% TO PRICES

Jupiter Tables

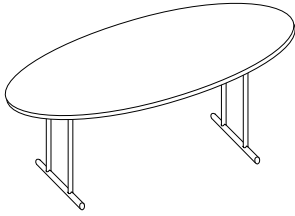
For additional top sizes see pages 176-197.

C/F = Consult Factory

Thirty (30) Year Warranty

JUPITER Stationary Tables

Solid Steel Pedestals



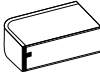

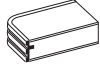


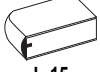


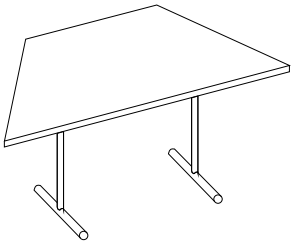
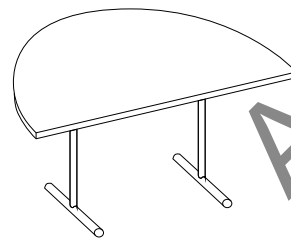
High Pressure Laminate Surface			
Edge Style, Type and Size			
Self	Vinyl T-Mold	Specialty PVC	
	 L-21		
 1/16"x1-1/4" L-10	 L-18	 L-23	
 P-12	 L-15	 L-20	 P-14
3mmx1-1/4"	1/4"x1-1/4"	1/4"x1-3/4"	2mmx1-1/4"

Table Model	Base Model	List Price			
		Textured & Smooth Pedestal Finishes			
ESV-4884	EEB-36-2	C/F	\$2523	\$2752	C/F
ESV-4896	EEB-36-2	C/F	2684	2992	C/F
ESV-48120	EEB-36-2	C/F	3115	3483	C/F
ESV-60120	EEB-42-2	C/F	3815	4620	C/F



EST-2448	EEB-16	\$991	\$993	\$1103	\$1041
EST-2460	EEB-16	1042	1044	1170	1094
EST-3060	EEB-20	1152	1154	1299	1210
EST-3072	EEB-20	1258	1260	1437	1320
EST-3672	EEB-26	1362	1365	1559	1430



ESH-48	EEB-16	\$994	\$993	\$1103	\$1044
ESH-60	EEB-20	1156	1154	1299	1214
ESH-72	EEB-26	1367	1365	1559	1435

Jupiter Tables

ADD 7% TO PRICES

Self, Vinyl, and PVC Edge Laminate

For wood edge tables see pages 64-75.

* RMP - Removable Modesty Panel with laminate and PVC edge - standard.
 RMP with wood edge - Add \$103
 RMP with veneer and wood edge - Add \$383

	Page
Table Specifications	50
How to Order	51
Surface Selections	198
Edge Specifications	199-205
Pedestal Finish Selections	207
Table and Base Options	208-219
Power & Data Options	214-217
Design Data	220-227

Options - Add To List Price

Chrome	Metallic	2nd Finish	2 Flip Tops w/bridge or Nesting	Special Height	Bullnose Ends	Equalizer Glides	RMP*	Casters	Table Locks "A"
\$232	\$154	N/C	N/A	\$192	\$124	\$36	N/A	\$200	\$63 Per Lock Factory Installed Please Provide Table Layout Drawing Or See Page 218 For Table Configurations Recommended For Flat Edges Only L-10, L-18, L-20, L-21, P-12, P-14.
232	154	N/C	N/A	192	124	36	N/A	200	
234	154	N/C	N/A	192	124	36	N/A	200	
234	156	N/C	N/A	192	124	36	N/A	200	
\$126	\$84	N/C	\$204	\$98	\$124	\$36	\$253	\$200	Hardware only For Field Installation \$39
126	84	N/C	204	98	124	36	277	200	
140	94	N/C	204	98	124	36	277	200	
140	94	N/C	204	98	124	36	317	200	
160	106	N/C	204	98	124	36	317	200	
\$126	\$84	N/C	\$204	\$98	\$124	\$36	\$253	\$200	
140	94	N/C	204	98	124	36	277	200	
160	106	N/C	204	98	124	36	317	200	

Jupiter Tables

For additional top sizes see pages 176-197.

C/F = Consult Factory

Thirty (30) Year Warranty

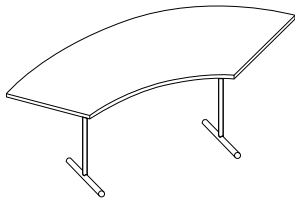
JUPITER Stationary Tables

Solid Steel Pedestals



Offset Legs

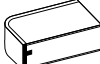

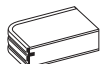


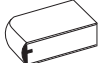


Table Model	Base Model	List Price			
		Textured & Smooth Pedestal Finishes			
ESQ-24	EEBO-16	\$898	\$877	\$947	\$943
ESQ-30	EEBO-20	1006	1005	1099	1057
ESQ-36	EEBO-26	1139	1137	1258	1197



ESC-24	EEB-20	\$1364	\$1349	\$1549	\$1431
ESC-30	EEB-26	1994	1991	2370	2094
ESC-36	EEB-26	2412	2410	2913	2532

High Pressure Laminate Surface

Edge Style, Type and Size

Self	Vinyl T-Mold	Specialty PVC	
	 L-21		
 1/16"x1-1/4" L-10	 L-18	 L-23	
 P-12	 L-15	 L-20	 P-14
3mmx1-1/4"	1/4"x1-1/4"	1/4"x1-3/4"	2mmx1-1/4"

ADD 7% TO PRICES

Self, Vinyl, and PVC Edge Laminate

For wood edge tables see pages 64-75.

	Page
Table Specifications	50
How to Order	51
Surface Selections	198
Edge Specifications	199-205
Pedestal Finish Selections	207
Table and Base Options	208-219
Power & Data Options	214-217
Design Data	220-227

Options - Add To List Price

Chrome	Metallic	2nd Finish	2 Flip Tops w/bridge or Nesting	Special Height	Bullnose Ends	Equalizer Glides	Casters	Table Locks "A"
\$126	\$84	N/C	N/A	\$98	\$124	\$36	\$200	\$63 Per Lock Factory Installed Please Provide Table Layout Drawing Or See Page 218 For Table Configurations Recommended For Flat Edges Only L-10, L-18, L-20, L-21, P-12, P-14. Hardware only For Field Installation \$39
140	94	N/C	N/A	98	124	36	200	
160	106	N/C	N/A	98	124	36	200	
\$140	\$94	N/C	\$204	\$98	\$124	\$36	\$200	
160	106	N/C	204	98	124	36	200	
160	106	N/C	204	98	124	36	200	

ADD 7% TO PRICES

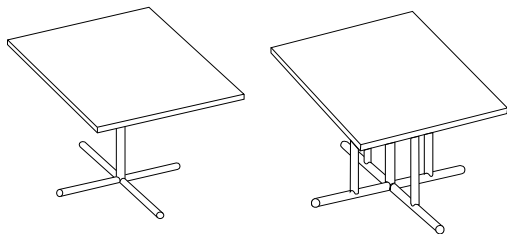
Jupiter Tables

For additional top sizes see pages 176-197.

Thirty (30) Year Warranty


JUPITER Stationary Tables

Solid Steel Pedestals




High Pressure Laminate Surface		Veneer Surface (V)		
Edge Style, Type and Size		Edge Style, Type and Size		
Wood				Veneer
W-23	W-18	W-19	W-32	V-12 ✓
W-12 ✓	W-16 ✓	W-17	W-32	V-12 ✓
1/8"x1-1/4"	1-1/4"x1-1/4"	1-1/4"x1-3/4"	1-1/4"x1-3/4"	1/8"x1-1/4"

Table Model	Base Model	List Price				
		Textured & Smooth Pedestal Finishes				
ES-2424	E3-20	\$866	\$986	\$1041	\$1097	\$1547
ES-3030	E3-20	927	1116	1180	1254	1585
ES-3636	E3-26	981	1254	1329	1413	1676
ES-4242	E3-30	1480	1792	1899	2016	2318
ES-4848	E3-30	1626	2071	2196	2333	2637
ES-5454	E3-36-5	C/F	2945	3109	3289	3372
ES-6060	E3-36-5	C/F	3022	3354	3561	3597



ES-24	E3-20	C/F	\$1304	\$1390	\$1483	\$1678
ES-30	E3-20	1123	1357	1446	1547	1773
ES-36	E3-26	1336	1470	1566	1672	1946
ES-42	E3-30	1867	2073	2207	2356	2507
ES-48	E3-30	2136	2321	2465	2625	2846
ES-54	E3-30	2523	2907	3114	3343	3050
ES-60	E3-36	2637	3041	3257	3494	3298
ES-72†	E3-36-5	3809	4720	5064	5439	6522



ESX-2430	E3-2026	\$924	\$1058	\$1116	\$1180	\$1684
ESX-2436	E3-2026	971	1125	1191	1263	1757
ESX-3042	E3-2630	1350	1556	1631	1714	2292
ESX-3048	E3-2636	1437	1683	1769	1859	2426
ESX-3642	E3-2636	1488	1614	1690	1776	2519
ESX-3648	E3-2636	1519	1725	1812	1911	2688

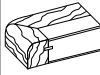
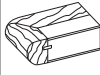
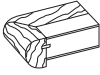
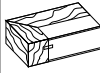
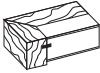
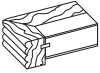
† Shipped as a one piece top with center seam.

✓ W-12 / V-12 Framed Edge.

Wood edges and veneers available in Red Oak, Maple, Mahogany, Walnut and Cherry. Warranty 1 year on veneer tops.

Berco Customer Service (888) 772-4788

Veneer Surface (V)
Edge Style, Type and Size

Wood/Veneer		
 V-23	 V-18	 V-19
 V-16	 V-17	 V-32
1-1/4"x1-1/4"	1-1/4"x1-3/4"	1-1/4"x1-3/4"

For self, vinyl, and PVC edge tables see pages 52-63.

Special Stain: Sample must be provided - Add \$553 Per Order

Wood Edge
Laminate or Veneer

	Page
Table Specifications	50
How to Order	51
Surface Selections	198
Edge Specifications	199-205
Pedestal Finish Selections	207
Table and Base Options	208-219
Power & Data Options	214-217
Design Data	220-227

Options - Add To List Price

				Chrome	Metallic	2nd Finish	Flip Top	Special Height	Bullnose Ends	Equalizer Glides	Casters	Table Locks "A"
\$1620	\$1699	\$1824	\$108	\$72	N/A	\$94	\$64	\$124	\$36	\$200	\$63 Per Lock Factory Installed	
1658	1745	1867	108	72	N/A	94	64	124	36	200	Please Provide Table Layout Drawing Or See Page 218 For Table Configurations	
1751	1845	1976	108	72	N/A	94	64	124	36	200		
2424	2544	2726	108	72	N/A	94	64	124	36	200		
2741	2884	3088	108	72	N/A	N/A	64	124	36	200		
3490	3656	3890	192	128	N/A	N/A	259	124	36	200		
3732	3914	4177	192	128	N/A	N/A	259	124	36	200		
\$1751	\$1845	\$1983	\$108	\$72	N/A	\$94	\$64	\$124	\$36	\$200		Recommended For Flat Edges Only W-16, W-17, W-12, V-16, V-17, V-12
1859	1962	2107	108	72	N/A	94	64	124	36	200		
2032	2149	2310	108	72	N/A	94	64	124	36	200		
2613	2756	2952	108	72	N/A	94	64	124	36	200		
2966	3126	3352	108	72	N/A	94	64	124	36	200		
3184	3358	3609	108	72	N/A	N/A	64	124	36	200		
3450	3638	3910	108	72	N/A	N/A	64	124	36	200		
6840	7246	7840	192	128	N/A	N/A	259	124	36	200	Hardware only For Field Installation \$39	
\$1757	\$1850	\$1989	\$108	\$72	N/C	\$94	\$49	\$124	\$36	\$200		
1828	1930	2076	108	72	N/C	94	49	124	36	200		
2378	2494	2663	108	72	N/C	94	64	124	36	200		
2528	2653	2824	108	72	N/C	94	64	124	36	200		
2624	2753	2943	108	72	N/C	94	64	124	36	200		
2805	2949	3153	108	72	N/C	94	64	124	36	200		

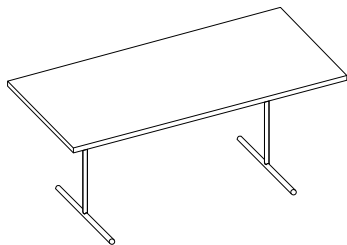
For additional top sizes see pages 176-197.

Thirty (30) Year Warranty

Jupiter Tables

JUPITER Stationary Tables

Solid Steel Pedestals



High Pressure Laminate Surface Veneer Surface (V)
Edge Style, Type and Size Edge Style, Type and Size

Wood				Veneer
	W-23			
	W-18	W-19		
W-12 √	W-16	W-17	W-32	V-12 √
1/8"x1-1/4"	1-1/4"x1-1/4"	1-1/4"x1-3/4"	1-1/4"x1-3/4"	1/8"x1-1/4"

Jupiter Tables

Table Model	Base Model	List Price				
		Textured & Smooth Pedestal Finishes				
ES-1848	EEB-16	\$1176	\$1297	\$1364	\$1437	\$1927
ES-1860	EEB-16	1195	1344	1415	1494	1976
ES-1872	EEB-16	1305	1464	1547	1638	2079
ES-1884	EEB-16	1559	1786	1900	2029	2261
ES-1896	EEB-16	1685	1913	2040	2183	2377
ES-2448	EEB-20	1192	1433	1510	1594	2118
ES-2460	EEB-20	1214	1494	1575	1667	2159
ES-2472	EEB-20	1375	1613	1707	1810	2269
ES-2484	EEB-20	1610	1961	2091	2231	2692
ES-2496	EEB-20	1754	2204	2357	2526	2909
ES-3048	EEB-26	1309	1555	1641	1731	2298
ES-3060	EEB-26	1350	1642	1734	1835	2292
ES-3072	EEB-26	1491	1761	1864	1981	2478
ES-3084	EEB-26	1800	2030	2162	2305	2728
ES-3096	EEB-26	1886	2377	2542	2724	3039
ES-3648	EEB-26	1391	1597	1684	1783	2560
ES-3660	EEB-26	1445	1752	1855	1969	2711
ES-3672	EEB-26	1587	1890	2007	2135	2811
ES-3684	EEB-26	1851	2306	2466	2641	3097
ES-3696	EEB-26	1922	2426	2597	2786	3344
ES-4248	EEB-36	1738	2234	2378	2536	2696
ES-4260	EEB-36	1856	2609	2791	2990	2855
ES-4272	EEB-36	2063	2671	2858	3063	3202
ES-4284	EEB-36	2091	2832	3036	3262	3444
ES-4296	EEB-36	2174	3122	3356	3610	3790

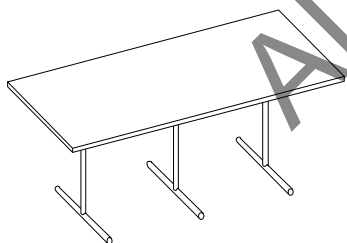



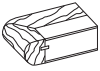
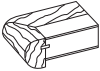
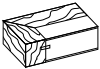

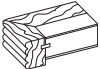
Table Model	Base Model	List Price				
		Textured & Smooth Pedestal Finishes				
ES-24120	EEB-20	\$2550	\$2790	\$2970	\$3164	\$3812
ES-24144	EEB-20	2748	3143	3358	3595	4250
ES-30120	EEB-26	2895	3463	3704	3967	4314
ES-30144	EEB-26	3332	3706	3969	4259	5149
ES-36120	EEB-26	3127	3523	3769	4038	4637
ES-36144	EEB-26	3484	3778	4049	4347	5549
ES-42120	EEB-36	2914	3850	4114	4406	5137
ES-42144	EEB-36	3308	4086	4376	4695	5890

√ W-12 / V-12 Framed Edge.

Wood edges and veneers available in Red Oak, Maple, Mahogany, Walnut and Cherry. Warranty 1 year on veneer tops.

Berco Customer Service (888) 772-4788

Veneer Surface (V)
Edge Style, Type and Size

Wood/Veneer		
 V-23		
		
		
1-1/4"x1-1/4"	1-1/4"x1-3/4"	1-1/4"x1-3/4"

Wood Edge Laminate or Veneer

For self, vinyl, and PVC edge tables see pages 52-63.

Special Stain: Sample must be provided - Add \$553 Per Order

* RMP - Removable Modesty Panel with laminate and PVC edge - standard.
RMP with wood edge - Add \$103
RMP with veneer and wood edge - Add \$383

	Page
Table Specifications	50
How to Order	51
Surface Selections	198
Edge Specifications	199-205
Pedestal Finish Selections	207
Table and Base Options	208-219
Power & Data Options	214-217
Design Data	220-227

Options - Add To List Price

	Chrome	Metallic	2nd Finish	2 Flip Tops w/bridge or Nesting	Special Height	Bullnose Ends	Equalizer Glides	Casters
\$2014	\$2108	\$2261	\$126	\$84	N/C	\$204	\$98	\$124 \$36 \$200
2059	2162	2315	126	84	N/C	204	98	124 36 200
2175	2288	2451	126	84	N/C	204	98	124 36 200
2362	2487	2673	126	84	N/C	C/F	98	124 36 200
2478	2617	2812	126	84	N/C	C/F	98	124 36 200
2204	2321	2481	140	94	N/C	204	98	124 36 200
2255	2367	2540	140	94	N/C	204	98	124 36 200
2367	2491	2670	140	94	N/C	204	98	124 36 200
2822	2974	3207	140	94	N/C	C/F	98	124 36 200
3053	3222	3475	140	94	N/C	C/F	98	124 36 200
2400	2524	2696	160	106	N/C	204	98	124 36 200
2388	2512	2707	160	106	N/C	204	98	124 36 200
2590	2728	2930	160	106	N/C	204	98	124 36 200
2851	3011	3240	160	106	N/C	C/F	98	124 36 200
3184	3366	3626	160	106	N/C	C/F	98	124 36 200
2677	2821	3025	160	106	N/C	204	98	124 36 200
2843	2996	3219	160	106	N/C	204	98	124 36 200
2935	3101	3336	160	106	N/C	204	98	124 36 200
3242	3424	3700	160	106	N/C	C/F	98	124 36 200
3503	3706	4006	160	106	N/C	C/F	98	124 36 200
2818	2961	3179	216	144	N/C	204	98	124 36 200
2976	3142	3367	216	144	N/C	204	98	124 36 200
3353	3541	3814	216	144	N/C	204	98	124 36 200
3609	3814	4115	216	144	N/C	C/F	98	124 36 200
3970	4203	4543	216	144	N/C	C/F	98	124 36 200

Table Locks "A"
\$63 Per Lock
Factory Installed
Please Provide
Table
Layout Drawing
Or
See Page 218
For Table
Configurations
Recommended
For
Flat Edges Only
W-16,
W-17, W-12,
V-16, V-17,
V-12
Hardware only
For
Field Installation
\$39

Jupiter Tables

	Chrome	Metallic	2nd Finish	Special Height	Bullnose Ends	Equalizer Glides	RMP*	Casters
\$3993	\$4204	\$4528	\$210	\$141	N/C	\$147	\$186	\$54 C/F C/F
4444	4701	5064	210	141	N/C	147	186	54 C/F C/F
4509	4765	5128	240	159	N/C	147	186	54 C/F C/F
5407	5723	6181	240	159	N/C	147	186	54 C/F C/F
4863	5135	5542	240	159	N/C	147	186	54 C/F C/F
5821	6166	6679	240	159	N/C	147	186	54 C/F C/F
5381	5690	6134	324	216	N/C	147	186	54 C/F C/F
6179	6541	7077	324	216	N/C	147	186	54 C/F C/F

For additional top sizes see pages 176-197.

C/F = Consult Factory

Thirty (30) Year Warranty

JUPITER Stationary Tables

Solid Steel Pedestals

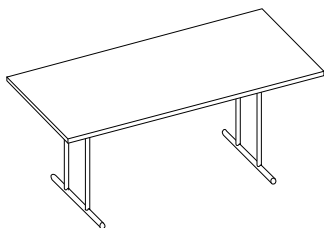
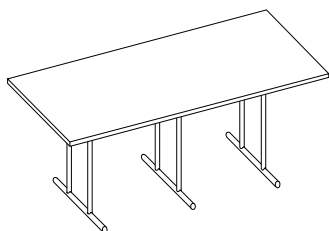


Table Model	Base Model	List Price				
		Textured & Smooth Pedestal Finishes				
ES-4860	EEB-36-2	\$2210	\$2660	\$2806	\$2969	\$3527
ES-4872	EEB-36-2	2645	3195	3395	3616	3790
ES-4884	EEB-36-2	2884	3340	3554	3790	4055
ES-4896	EEB-36-2	3084	3582	3821	4084	4431
ES-6096	EEB-42-2	N/A	4365	4715	5064	5257



ES-48120	EEB-36-2	\$4542	\$5119	\$5451	\$5817	\$5881
ES-48144	EEB-36-2	4794	5783	6181	6622	6770
ES-60120	EEB-42-2	N/A	5537	5949	6359	6932
ES-60144	EEB-42-2	N/A	6062	6685	6591	8117

Jupiter Tables




Table Model	Base Model	List Price				
		Textured & Smooth Pedestal Finishes				
ESR-3672	EEB-26	\$2500	\$2915	\$3136	\$3974	\$4174
ESR-3684	EEB-26	2845	3257	3510	4246	4462
ESR-3696	EEB-26	3072	3518	3796	4612	4858
ESR-4296	EEB-36	3614	3850	4154	5357	5637

√ W-12 / V-12 Framed Edge.


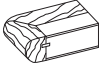




Wood edges and veneers available in Red Oak, Maple, Mahogany, Walnut and Cherry. Warranty 1 year on veneer tops.

High Pressure Laminate Surface		Veneer Surface (V)			
Edge Style, Type and Size		Edge Style, Type and Size			
Wood		Veneer			
	W-23		W-18		W-19
	W-12 √		W-16		W-17
	W-16		W-17		W-32
	V-12 √		V-12		V-12
1/8"x1-1/4"	1-1/4"x1-1/4"	1-1/4"x1-3/4"	1-1/4"x1-3/4"	1/8"x1-1/4"	1/8"x1-1/4"

High Pressure Laminate Surface		Veneer Surface (V)			
Edge Style, Type and Size		Edge Style, Type and Size			
Wood		Wood/Veneer			
	W-23		V-23		V-23
	W-18		W-19		V-18
	W-16		W-17		V-12 √
	W-17		W-32		V-16
1-1/4"x1-1/4"	1-1/4"x1-1/4"	1-1/4"x1-3/4"	1-1/4"x1-3/4"	1/8"x1-1/4"	1-1/4"x1-1/4"

Berco Customer Service (888) 772-4788

Veneer Surface (V)
Edge Style, Type and Size

Wood/Veneer		
 V-23		
		
V-18	V-19	
		
V-16	V-17	V-32
1-1/4"x1-1/4"	1-1/4"x1-3/4"	1-1/4"x1-3/4"

Wood Edge
Laminate and Veneer

For self, vinyl, and PVC edge tables see pages 52-63.

* RMP - Removable Modesty Panel with laminate and PVC edge - standard.

RMP with wood edge - Add \$103
RMP with veneer and wood edge - Add \$383

Special Stain: Sample must be provided - Add \$553 Per Order

	Page
Table Specifications	50
How to Order	51
Surface Selections	198
Edge Specifications	199-205
Pedestal Finish Selections	207
Table and Base Options	208-219
Power & Data Options	214-217
Design Data	220-227

Options - Add To List Price




	Chrome	Metallic	2nd Finish	Special Height	Bullnose Ends	Equalizer Glides	RMP*	Casters		
\$3676	\$3850	\$4123	\$232	\$154	N/C	\$192	\$124	\$36	\$277	\$200
3956	4153	4446	232	154	N/C	192	124	36	317	200
4235	4455	4778	232	154	N/C	192	124	36	349	200
4628	4876	5245	232	154	N/C	192	124	36	383	200
5499	5815	6268	234	156	N/C	192	124	36	383	200
\$6138	\$6455	\$6915	\$348	\$231	N/C	\$288	\$186	\$54	C/F	C/F
7072	7458	8022	348	231	N/C	288	186	54	C/F	C/F
7249	7642	8216	351	234	N/C	288	186	54	C/F	C/F
8510	8991	9699	351	234	N/C	288	186	54	C/F	C/F

Table Locks "A"
\$63 Per Lock
Factory Installed
Please Provide
Table
Layout Drawing
Or
See Page 218
For Table
Configurations
Recommended
For
Flat Edges Only
W-16,
W-17, W-12,
V-16, V-17,
V-12
Hardware only
For
Field Installation
\$39

Jupiter Tables

ADD 7% TO PRICES

Veneer Surface (V)
Edge Style, Type and Size

Wood/Veneer	
	
V-19	
	
V-17	V-32
1-1/4"x1-3/4"	1-1/4"x1-3/4"

	Chrome	Metallic	2nd Finish	2 FlipTops w/bridge or Nesting	Special Height	Bullnose Ends	Equalizer Glides	Casters	
\$4426	\$4799	\$160	\$106	N/C	\$204	\$98	\$124	\$36	\$200
4734	5135	160	106	N/C	C/F	98	124	36	200
5159	5595	160	106	N/C	C/F	98	124	36	200
5987	6505	216	144	N/C	C/F	98	124	36	200

For additional top sizes see pages 176-197.

C/F = Consult Factory

Thirty (30) Year Warranty

JUPITER Stationary Tables

Solid Steel Pedestals

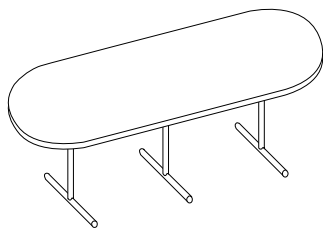
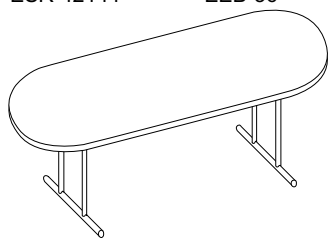
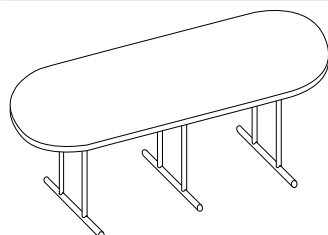



Table Model	Base Model	List Price				
		Textured & Smooth Pedestal Finishes				
ESR-36120	EEB-26	\$3875	\$4343	\$4669	\$6168	\$6485
ESR-36144	EEB-26	4382	4702	5065	7149	7528
ESR-42120	EEB-36	4490	4801	5161	7205	7571
ESR-42144	EEB-36	5089	5467	5895	8346	8792



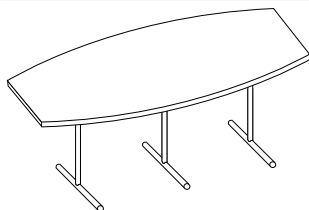
ESR-4896	EEB-36-2	\$4110	\$4457	\$4786	\$6875	\$7221
ESR-6096	EEB-42-2	4835	5236	5637	7802	7570



ESR-48120	EEB-36-2	\$5143	\$5656	\$6040	\$8416	\$8825
ESR-48144	EEB-36-2	5791	6320	6774	10605	11149
ESR-60120	EEB-42-2	5831	6588	7059	10425	10957
ESR-60144	EEB-42-2	6588	7496	8060	11249	11824



ESB-364896	EEB-36	\$3711	\$4057	\$4386	\$6003	\$6319
------------	--------	--------	--------	--------	--------	--------



ESB-3648120	EEB-36	\$4543	\$5056	\$5441	\$7615	\$8016
ESB-3648144	EEB-36	5191	5720	6174	9745	10276

√ V-12 Framed Edge.



Wood edges and veneers available in Red Oak, Maple, Mahogany, Walnut and Cherry. Warranty 1 year on veneer tops.

High Pressure Laminate Surface Veneer Surface (V)
Edge Style, Type and Size Edge Style, Type and Size

Wood			Wood/Veneer	
W-23				V-23
W-18	W-19			V-18
W-16	W-17	W-32	V-12 √	V-16
1-1/4"x1-1/4"	1-1/4"x1-3/4"	1-1/4"x1-3/4"	1/8"x1-1/4"	1-1/4"x1-1/4"

Veneer Surface (V)
Edge Style, Type and Size

Wood Edge
Laminate or Veneer

Wood/Veneer	
 V-19	
1-1/4"x1-3/4"	1-1/4"x1-3/4"

For self, vinyl, and PVC edge tables see pages 52-63.

Special Stain: Sample must be provided - Add \$553 Per Order

	Page
Table Specifications	50
How to Order	51
Surface Selections	198
Edge Specifications	199-205
Pedestal Finish Selections	207
Table and Base Options	208-219
Power & Data Options	214-217
Design Data	220-227

Options - Add To List Price

		Chrome	Metallic	2nd Finish	2 Flip Tops w/bridge or Nesting	Special Height	Bullnose Ends	Equalizer Glides	Casters
\$6880	\$7454	\$240	\$159	N/C	N/A	\$147	\$186	\$54	C/F
7996	8688	240	159	N/C	N/A	147	186	54	C/F
8038	8719	324	216	N/C	N/A	147	186	54	C/F
9345	10155	324	216	N/C	N/A	147	186	54	C/F
\$7666	\$8305	\$232	\$154	N/C	N/A	\$192	\$124	\$36	\$200
8711	9459	232	154	N/C	N/A	192	124	36	200
\$9333	\$10082	\$348	\$231	N/C	N/A	\$288	\$186	\$54	C/F
11831	12831	348	231	N/C	N/A	288	186	54	C/F
11616	12587	351	234	N/C	N/A	288	186	54	C/F
12557	13618	351	234	N/C	N/A	288	186	54	C/F
\$6719	\$7315	\$216	\$144	N/C	C/F	\$98	\$124	\$36	\$200
\$8512	\$9237	\$324	\$216	N/C	N/A	\$147	\$186	\$54	C/F
10938	11907	324	216	N/C	N/A	147	186	54	C/F

For additional top sizes see pages 176-197.

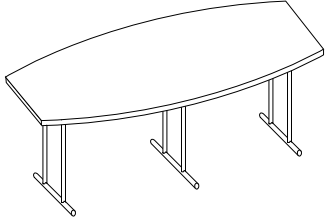
C/F = Consult Factory

Thirty (30) Year Warranty

Jupiter Tables

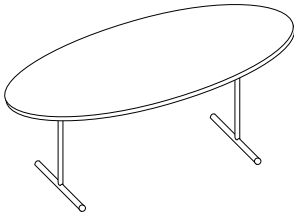
JUPITER Stationary Tables

Solid Steel Pedestals

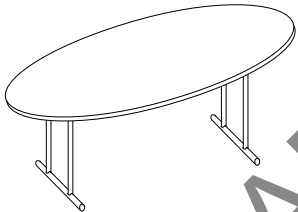


High Pressure Laminate Surface			Veneer Surface (V)	
Edge Style, Type and Size			Edge Style, Type and Size	
Wood			Wood/Veneer	
1-1/4"x1-1/4"	1-1/4"x1-3/4"	1-1/4"x1-3/4"	1/8"x1-1/4"	1-1/4"x1-1/4"

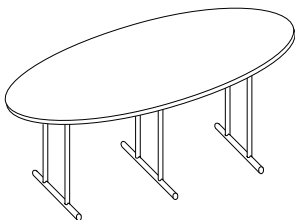
Table Model	Base Model	List Price				
		Textured & Smooth Pedestal Finishes				
ESB-4254120	EEB-36-2/42-2	\$5811	\$6341	\$6795	\$11129	\$11710
ESB-4254144	EEB-36-2/42-2	6217	6915	7406	12283	12930
ESB-4860144	EEB-36-2/42-2	6545	7453	8018	N/A	N/A



ESV-3660	EEB-26	\$2332	\$2697	\$2894	\$3586	\$3767
ESV-3672	EEB-26	2500	2915	3136	4038	4251
ESV-3684	EEB-26	2845	3257	3510	4573	4814
ESV-3696	EEB-26	3072	3518	3796	4942	5199
ESV-4272	EEB-36	3119	3388	3661	5116	5389
ESV-4284	EEB-36	3330	3601	3880	5305	5590
ESV-4296	EEB-36	3614	3850	4154	5607	5908



ESV-4884	EEB-36-2	\$3795	\$4262	\$4572	\$6203	\$6511
ESV-4896	EEB-36-2	4110	4457	4786	6904	7256
ESV-48120	EEB-36-2	4544	5057	5442	8548	9000
ESV-60120	EEB-42-2	5210	5968	6439	10993	11598




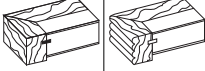
ESV-48144	EEB-36-2	\$5791	\$6320	\$6774	\$11317	\$11904
ESV-60144	EEB-42-2	6588	7496	8060	N/A	N/A

√ V-12 Framed Edge.

Wood edges and veneers available in Red Oak, Maple, Mahogany, Walnut and Cherry. Warranty 1 year on veneer tops.

Berco Customer Service (888) 772-4788

**Wood Edge
Laminate or Veneer**

Wood/Veneer	
 V-19	
1-1/4"x1-3/4"	1-1/4"x1-3/4"

For self, vinyl, and PVC edge tables see pages 52-63.

Special Stain: Sample must be provided - Add \$553 Per Order

	Page
Table Specifications	50
How to Order	51
Surface Selections	198
Edge Specifications	199-205
Pedestal Finish Selections	207
Table and Base Options	208-219
Power & Data Options	214-217
Design Data	220-227

Options - Add To List Price

		Chrome	Metallic	2nd Finish	2 Flip Tops w/bridge or Nesting	Special Height	Bullnose Ends	Equalizer Glides	Casters
\$12428	\$13482	\$349	\$232	N/C	N/A	\$288	\$186	\$54	C/F
13740	14925	349	232	N/C	N/A	288	186	54	C/F
N/A	N/A	349	232	N/C	N/A	288	186	54	C/F
\$3985	\$4312	\$160	\$106	N/C	\$204	\$98	\$124	\$36	\$200
4506	4883	160	106	N/C	204	98	124	36	200
5107	5554	160	106	N/C	C/F	98	124	36	200
5530	6007	160	106	N/C	C/F	98	124	36	200
5720	6209	216	144	N/C	204	98	124	36	200
5939	6450	216	144	N/C	C/F	98	124	36	200
6279	6819	216	144	N/C	C/F	98	124	36	200
\$6897	\$7468	\$232	\$154	N/C	N/A	\$192	\$124	\$36	\$200
7695	8344	232	154	N/C	N/A	192	124	36	200
9571	10401	232	154	N/C	N/A	192	124	36	200
12351	13458	234	156	N/C	N/A	192	124	36	200
\$12636	\$13721	\$348	\$231	N/C	N/A	\$288	\$186	\$54	C/F
N/A	N/A	351	234	N/C	N/A	288	186	54	C/F

Jupiter Tables

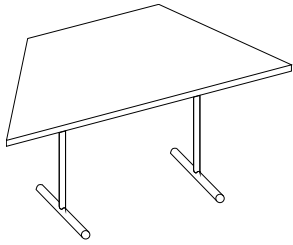
For additional top sizes see pages 176-197.

C/F = Consult Factory

Thirty (30) Year Warranty

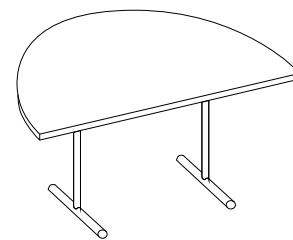
JUPITER Stationary Tables

Solid Steel Pedestals



High Pressure Laminate Surface			Veneer Surface (V)	
Edge Style, Type and Size			Edge Style, Type and Size	
Wood		Wood/Veneer		
	W-23			V-23
	W-19		V-18	
	W-12 ✓			V-12 ✓
	W-17		V-16	
1/4"x1-1/4"	1-1/4"x1-1/4"	1-1/4"x1-3/4"	1/8"x1-1/4"	1-1/4"x1-1/4"

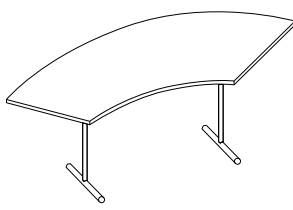
Table Model	Base Model	List Price				
		Textured & Smooth Pedestal Finishes				
EST-2448	EEB-16	\$1464	\$1677	\$1783	N/A	N/A
EST-2460	EEB-16	1504	1845	1965	N/A	N/A
EST-3060	EEB-20	1706	2045	2182	N/A	N/A
EST-3072	EEB-20	1911	2221	2377	N/A	N/A
EST-3672	EEB-26	2097	2455	2629	N/A	N/A



ESH-48	EEB-16	\$1571	\$1716	\$1826	N/A	N/A
ESH-60	EEB-20	1839	2097	2238	N/A	N/A
ESH-72	EEB-26	2274	2523	2702	N/A	N/A



ESQ-24	EEBO-16	\$1246	\$1373	\$1444	\$2204	\$2246
ESQ-30	EEBO-20	1381	1593	1685	2296	2337
ESQ-36	EEBO-26	1454	1776	1880	2422	2460





ESC-24	EEB-20	\$2120	\$2346	\$2512	N/A	N/A
ESC-30	EEB-26	2811	3795	4103	N/A	N/A
ESC-36	EEB-26	4159	4718	5115	N/A	N/A

✓ W-12 / V-12 Framed Edge.
 Wood edges and veneers available in Red Oak, Maple, Mahogany, Walnut and Cherry. Warranty 1 year on veneer tops.

Berco Customer Service (888) 772-4788

Jupiter Tables

Wood/Veneer	
	V-19
	V-17
1-1/4"x1-3/4"	

For self, vinyl, and PVC edge tables see pages 52-63.

* RMP - Removable Modesty Panel with laminate and PVC edge - standard.
RMP with wood edge - Add \$103
RMP with veneer and wood edge - Add \$383

Special Stain: Sample must be provided - Add \$553 Per Order

	Page
Table Specifications	50
How to Order	51
Surface Selections	198
Edge Specifications	199-205
Pedestal Finish Selections	207
Table and Base Options	208-219
Power & Data Options	214-217
Design Data	220-227

Options - Add To List Price

	Chrome	Metallic	2nd Finish	2 Flip Tops w/bridge or Nesting	Special Height	Bullnose Ends	Equalizer Glides	RMP*	Casters	Table Locks "A"
N/A	\$126	\$86	N/C	\$204	\$98	\$124	\$36	\$253	\$200	\$63 Per Lock Factory Installed Please Provide Table Layout Drawing Or See Page 218 For Table Configurations Recommended For Flat Edges Only W-16, W-17, W-12, V-16, V-17, V-12 Hardware only For Field Installation \$39
N/A	126	86	N/C	204	98	124	36	277	200	
N/A	140	94	N/C	204	98	124	36	277	200	
N/A	140	94	N/C	204	98	124	36	317	200	
N/A	160	106	N/C	204	98	124	36	317	200	
N/A	\$126	\$84	N/C	\$204	\$98	\$124	\$36	\$253	\$200	
N/A	140	94	N/C	204	98	124	36	277	200	
N/A	160	106	N/C	204	98	124	36	317	200	
\$2353	\$126	\$84	N/C	N/A	\$98	\$124	\$36	N/A	\$200	
2456	140	94	N/C	N/A	98	124	36	N/A	200	
2590	160	106	N/C	N/A	98	124	36	N/A	200	
N/A	\$140	\$94	N/C	\$204	\$98	\$124	\$36	N/A	\$200	
N/A	160	106	N/C	204	98	124	36	N/A	200	
N/A	160	106	N/C	204	98	124	36	N/A	200	

For additional top sizes see pages 176-197.

Thirty (30) Year Warranty

iQ PLUS

Specifications

Our iQ Plus Table System is developed solely with the goal of aesthetics, quality and value contributing to the finished product. iQ Plus tables can be configured to be one of the most environmentally friendly tables in our industry. This is achieved by using European poplar laminated core with a linoleum top surface paired with pedestals of recycled aluminum. Overall height is 29" including top and pedestal and within industry tolerances. Special heights are available.

Table Assembly

All stationary iQ tables under 60" come equipped with Phillips wood screws for attaching pedestals to top. Pedestals are shipped fully assembled, packaged in pairs. Pedestals are factory installed on all stationary tables 60" and over and come equipped with (2) machine screws for squaring up the pedestal in the field. Shipped one table per box. All folding tables have pedestals factory installed and are shipped one table per box. Flip-Top Tables: Pedestals and top shipped separately.

Table Top Specifications

Laminate Tops: Standard core is 1-1/8" thick 45# industrial grade particleboard. Tops are laminated under continuous pressure using cold PVA glue with HPL laminate and balanced with a backing sheet. Laminate selections include Formica, Wilsonart, Nevamar and Pionite, as well as other brand laminates. Please consult Customer Service for details or additional information.

Veneer Tops: Veneer is 0.025" thick, select quality, rotary cut or plain sliced. All faces are book matched and balanced. Panels are backed with a commercial balanced backer. Veneer tops are finished with a multicoated system of catalyzed, semi-gloss varnish.

Lightweight Tops: Our lightweight solid core material is 1-1/8" thick, and available on stationary and folding tables at an additional charge. These tops are approximately 30% lighter than our standard tops.

Linoleum Tops: 1-1/8" thick European poplar laminated wood or industrial particleboard are used as substrates for Linoleum tops. Linoleum with European poplar has an exposed natural finished edge. The edge for Linoleum with particleboard is 3mm PVC or 3mm wood.

DogBone™ Tops: Standard core is 1-1/8" thick 45# industrial grade particleboard. Tops are laminated under continuous pressure using cold PVA glue with HPL laminate and balanced with a backing sheet. Tops feature black plastic sockets to receive DogBone™ connectors. Two corner and two side sockets per table. Snap the DogBone™ connector into the sockets on the edge of the adjacent table. The tables easily join together with a solid, yet adjustable link. Tables can be positioned in straight lines or at various angles to create the most effective configuration. One DogBone™ puller and 2 DogBones are supplied per table.

Edging: Offered in a variety of edge styles including self-edge, vinyl, PVC, wood and soft-molded. Please refer to page 199 for vinyl and PVC colors, page 202 for wood finishes and page 200 for soft-molded colors.

Pedestal Specifications

Finishes: Over 40+ powder coat finishes are offered. Our unique mechanical construction creates a flawless seam when matching column finishes with any base finish. Column Housing finished in S10 Ebony.

Glides and Casters: All tables are equipped with 2" diameter glides with brushed stainless steel cover over black plastic foot. The stem is M10 and 15mm long. The glide is suitable for carpet, as well as hard floors. Our high quality twin wheel locking casters are offered as an option. See specifications on page 213.

Pedestal Specifications: The foot is aluminum die casting. Column is extruded aluminum. Stationary pedestals feature an aluminum die cast column housing and an arm support. The foot, column, column housing or flip-top are attached together with (2) 3/8"-18 threaded steel rod and flange nuts at 35 ft/lbs torque.

Folding mechanism: Our patented spring loaded folding mechanism is fully riveted to a steel mounting plate. Vinyl bumpers are integrated into the mechanism allowing for a non-marring, 3-1/2" stacking height. Equipped with molded release handle, teal covered for easy identification. Integral catch holds leg in folded position. Folding legs feature the same column housing as iQ stationary attached to Berco's patented folding mechanism.

iQ Plus Table Options

Several options are available on iQ Plus stationary and folding tables. For details please refer to Options Specifications on pages 208-219.

Ordering Instructions for iQ Plus Tables

Specify the table to be ordered using the following method:

1. Select **Table Model Number** iOF-2460
2. Select “**Interior Column Cover**” option A
See page 89 for further information.
3. Select **Top Edge Profile** L15
4. Select **Edge Color/Name** or **Wood Finish** E10 Ebony
3a. Indicate **Wood Species**
5. Select **Top Surface** – include
 - 4a. Manufacturer Wilsonart
 - 4b. Number and Finish 1573-60
 - 4c. Description Frosty White
6. Select **Pedestal Finish** – include
 - 5a. Color Number S10
 - 5b. Color Description Ebony
7. Select Any Applicable **Options** Casters

Refer to add-on options listed for each table model and pages 208-219 for additional options.

Powder Coat Finishes

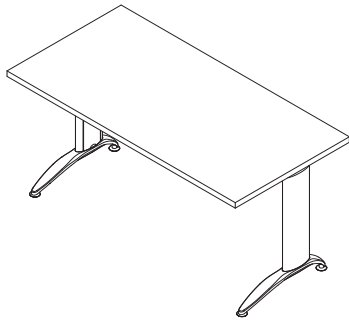
Powder Coating

Berco powder coating is a four step process: degreasing, conversion coating, electrostatic powder application, and oven curing above 350 degrees F. All powder coatings are epoxy resin formulations providing a very durable and hard finish.

Textured Finishes		Metallic Finishes		Smooth Finishes			
T01	Quartzite	M24	Chrometal	S10	Ebony	S24	Maritime
T02	Speckled Salt	M33	Titanium	S11	Snow	S25	Patriot Blue
T03	Shubi Oxide	M34	Pewter	S14	Cappuccino	S26	Bonzai
T04	Dusty Ash	M35	Champagne	S15	Graphite	S27	Nutmeg
T05	Black Wrinkle	M36	Cinnamon Sparkle	S18	Gray Luster	S28	Dusk
T06	Brown Wrinkle	M37	Volcanic Bronze	S19	Mink	S29	Sky Grey
T07	Winter Sky	M38	Gunmetal	S20	Monument Grey	S30	Bittersweet
T08	Wahelo Red	M39	Moonlit Silver	S21	Tranquil	S31	Signature Purple
T09	Grazor	M40	Oyster Pearl	S22	Caramello	S32	Wasabi
T12	Battleship Grey	M41	Pumice Stone	S23	Jet Black		
T13	Blue Montrose	M42	Pyrite				
T16	Charcoal Wrinkle						
T17	Platinum Wrinkle						
T32	Smoketone						
T37	Graytone						

iQ PLUS Stationary Tables

Cast Aluminum Pedestals



High Pressure Laminate Surface
Edge Style, Type and Size

Self	Vinyl T-Mold	Specialty PVC	Wood		
	L-21		W-23		
1/16"x1-1/4"	L-18	L-23	W-18	W-19	
P-12	L-15	L-20	P-14	W-16	W-17
1/8"x1-1/4"	1/4"x1-1/4"	1/4"x1-3/4"	2mmx1-1/4"	1-1/4"x1-1/4"	1-1/4"x1-3/4"

Table Model	Base Model	List Price Textured & Smooth Pedestal Finishes					
IOS-2448	IOEB-22	\$879	\$880	\$958	\$923	\$1337	\$1414
IOS-2460	IOEB-22	920	923	1011	966	1399	1479
IOS-2472	IOEB-22	1034	1036	1151	1085	1518	1610
IOS-2484	IOEB-22	1102	1105	1238	1158	1864	1994
IOS-2496	IOEB-22	1268	1271	1444	1331	2108	2261
IOS-3048	IOEB-22	926	927	1012	971	1416	1501
IOS-3060	IOEB-22	975	979	1080	1023	1502	1596
IOS-3072	IOEB-22	1063	1067	1188	1116	1621	1725
IOS-3084	IOEB-22	1160	1163	1311	1218	1891	2024
IOS-3096	IOEB-22	1266	1268	1442	1329	2237	2402
IOS-3648	IOEB-28	1046	1048	1161	1098	1480	1568
IOS-3660	IOEB-28	1088	1090	1214	1143	1636	1739
IOS-3672	IOEB-28	1138	1140	1275	1196	1774	1891
IOS-3684	IOEB-28	1356	1358	1550	1425	2190	2350
IOS-3696	IOEB-28	1471	1473	1693	1545	2310	2481

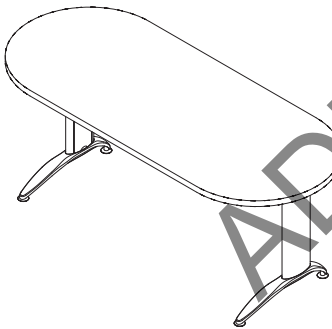
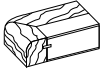
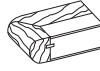
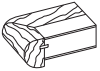
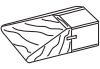
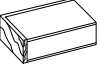
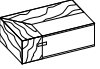



Table Model	Base Model	List Price Textured & Smooth Pedestal Finishes					
IOSR-3672	IOEB-28	C/F	\$1412	\$1557	C/F	\$2385	\$2799
IOSR-3684	IOEB-28	C/F	1608	1825	C/F	2729	3141
IOSR-3696	IOEB-28	C/F	1815	2072	C/F	2956	3401

√ V-12 Framed Edge.

Berco Customer Service (888) 772-4788

High Pressure Laminate or Veneer Surface (V)
Edge Style, Type and Size

Wood	Wood/Veneer			
				
				
				
W-34	V-12 ✓	V-16	V-17	
2-1/2"x1-1/4"	1/8"x1-1/4"	1-1/4"x1-1/4"	1-1/4"x1-3/4"	

Self, Vinyl, PVC, and Wood Edge
Laminate or Veneer Surface

Table Specifications 76
How to Order 77
Surface Selections 198
Edge Specifications 199-205
Pedestal Finish Selections 207
Table and Base Options 208-219
Power & Data Options 214-217
Design Data 220-227

Options - Add To List Price

List Price Textured & Smooth Pedestal Finishes				Metallic	2 Flip Tops w/bridge	Adjustable Height	Special Height	iQ Plus PMP	Casters
\$1533	\$2022	\$2108	\$2224	\$142	\$253	\$1368	\$161	\$267	\$200
1599	2064	2159	2270	142	253	1368	161	304	200
1728	2173	2270	2396	142	253	1368	161	322	200
2109	2595	2727	2879	142	253	1368	161	367	200
2388	2813	2958	3126	142	253	1368	161	378	200
1618	2159	2261	2386	142	253	1368	161	267	200
1714	2153	2249	2373	142	253	1368	161	304	200
1842	2339	2451	2589	142	253	1368	161	322	200
2136	2589	2713	2872	142	253	1368	161	367	200
2542	2900	3046	3227	142	253	1368	161	378	200
1686	2443	2561	2705	146	253	1368	161	267	200
1856	2595	2727	2880	146	253	1368	161	304	200
2006	2695	2819	2985	146	253	1368	161	322	200
2482	2980	3126	3308	146	253	1368	161	367	200
2624	3228	3387	3590	146	253	1368	161	378	200

Table
Locks "D"

\$66 Per Lock
Factory Installed

Please Provide
Table
Layout Drawing
Or
See Page 218
For Table
Configurations

Recommended
For
Flat Edges Only
L-10, L-18,
L-20, L-21, P-12,
P-14,
W-16, W-17,
V-12, V-16, V-17

Hardware only
For
Field Installation
\$33

Using Casters with adjustable height increases minimum overall height:

iQ Plus adjustable height range with glides: 29" to 40.5"
iQ Plus adjustable height range with casters: 32" to 43.5"
Adjustable height tables not available in chrome or metallic

ADD TO LIST PRICES

List Price Textured & Smooth Pedestal Finishes				Metallic	2 Flip Tops w/bridge	iQ Plus PMP	Casters
\$4291	\$3858	\$4058	\$4310	\$146	\$253	N/A	\$200
4796	4130	4344	4618	146	253	N/A	200
5217	4495	4740	5043	146	253	N/A	200

iQ Plus Stationary

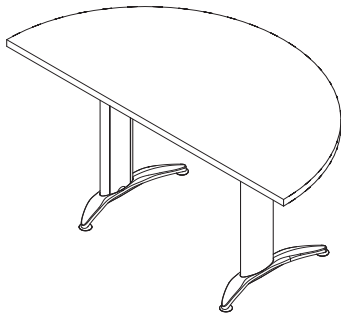
For additional top sizes see pages 176-197.

C/F = Consult Factory

Thirty (30) Year Warranty

iQ PLUS Stationary Tables

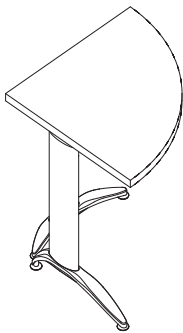
Cast Aluminum Pedestals



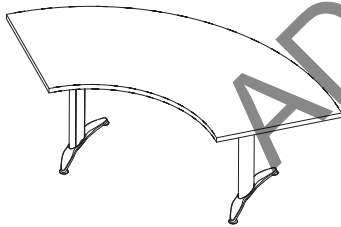
High Pressure Laminate Surface
Edge Style, Type and Size

Self	Vinyl T-Mold		Specialty PVC	Wood	
	L-21			W-23	
1/16"x1-1/4"	L-18	L-23		W-18	W-19
P-12	L-15	L-20	P-14	W-16	W-17
1/8"x1-1/4"	1/4"x1-1/4"	1/4"x1-3/4"	2mmx1-1/4"	1-1/4"x1-1/4"	1-1/4"x1-3/4"

Table Model	Base Model	List Price Textured & Smooth Pedestal Finishes					
IOSH-60	IOEB-22	\$1060	\$1059	\$1203	\$1112	\$2002	\$2143
IOSH-72	IOEB-28	1250	1248	1443	1313	2407	2586



IOSQ-24	No Base	\$387	\$366	\$436	\$407	\$863	\$934
IOSQ-30	IOEB-22	895	894	988	940	1483	1574
IOSQ-36	IOEB-28	1000	997	1119	1051	1636	1740



IOSC-24	IOEB-22	\$1267	\$1252	\$1454	\$1330	\$2249	\$2416
IOSC-30	IOEB-22	1856	1852	2231	1949	3658	3966
IOSC-36	IOEB-28	2296	2293	2796	2411	4601	4999

iQ Plus Stationary

Berco Customer Service (888) 772-4788

Self, Vinyl, PVC, and Wood Edge
Laminate or Veneer Surface

Table Specifications 76
 How to Order 77
 Surface Selections 198
 Edge Specifications 199-205
 Pedestal Finish Selections 207
 Table and Base Options 208-219
 Power & Data Options 214-217
 Design Data 220-227

Options - Add To List Price

	Metallic	2 Flip Tops w/bridge	Special Height	Casters
	\$142	\$253	\$161	\$200
	146	253	161	200
	--	N/A	N/A	N/A
	142	N/A	N/A	200
	146	N/A	N/A	200
	\$142	\$253	\$161	\$200
	142	253	161	200
	146	253	161	200

Table
Locks "D"

\$66 Per Lock
Factory Installed

Please Provide
Table
Layout Drawing
Or
See Page 218
For Table
Configurations

Recommended
For
Flat Edges Only
L-10, L-18,
L-20, L-21, P-12,
P-14,
W-16, W-17,
V-12, V-16, V-17

Hardware only
For
Field Installation
\$33

ADD 7% TO PRICES

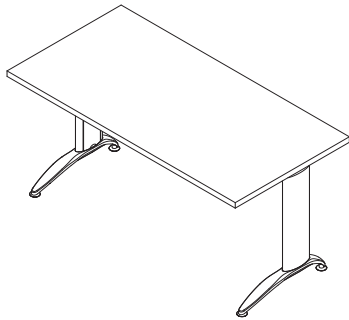
iq Plus Stationary

For additional top sizes see pages 176-197.

Thirty (30) Year Warranty

iQ PLUS Stationary Tables

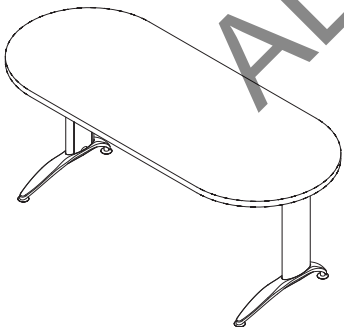
Cast Aluminum Pedestals



High Pressure Laminate Surface					
Edge Style, Type and Size					
Comfort Edge					
Aluminum W/PVC Edge (E10 Ebony PVC only)	Laminate Post Form W/PVC Edge (E10 Ebony PVC only)	Textured Tough Edge 3 sides PVC	Wood W/PVC Edge (E10 Ebony PVC only)	Wood W/3MM Wood	Wood 4 Sides
AC-9	LC-9	TC-9	WC-9	WC-11	W-35
2"x1-1/4"	2"x1-1/4"	2"x1-1/4"	2"x1-1/4"	2"x1-1/4"	2"x1-1/4"

Table Model	Base Model	List Price					
		Textured & Smooth Pedestal Finishes					
IOS-2448	IOEB-22	\$954	\$929	\$956	\$1231	\$1352	\$1533
IOS-2460	IOEB-22	1000	969	1038	1286	1418	1599
IOS-2472	IOEB-22	1109	1061	1087	1364	1498	1728
IOS-2484	IOEB-22	N/A	1138	1185	1444	1618	2109
IOS-2496	IOEB-22	N/A	1271	N/A	1511	1713	2374
IOS-3048	IOEB-22	1000	969	956	1258	1378	1618
IOS-3060	IOEB-22	1056	1021	1013	1324	1498	1714
IOS-3072	IOEB-22	1149	1088	1129	1432	1607	1842
IOS-3084	IOEB-22	N/A	1179	1252	1526	1686	2136
IOS-3096	IOEB-22	N/A	1271	N/A	1618	1779	2516
IOS-3648	IOEB-28	1122	1018	N/A	1307	1441	1686
IOS-3660	IOEB-28	1167	1123	N/A	1441	1561	1856
IOS-3672	IOEB-28	1224	1188	N/A	1507	1667	2006
IOS-3684	IOEB-28	N/A	1352	N/A	1601	1775	2462
IOS-3696	IOEB-28	N/A	1451	N/A	1709	1882	2593

iQ Plus Stationary



High Pressure Laminate Surface		
Edge Style, Type and Size		
Comfort Edge		
Laminate Post Form W/PVC Edge (E10 Ebony PVC only)	Textured Tough Edge 3 Sides PVC	Wood 4 Sides
LC-9	TC-9	W-35
2"x1-1/4"	2"x1-1/4"	2"x1-1/4"




Table Model	Base Model	List Price		
		Textured & Smooth Pedestal Finishes		
IOSR-3672	IOEB-28	N/A	N/A	\$3463
IOSR-3684	IOEB-28	N/A	N/A	3889
IOSR-3696	IOEB-28	N/A	N/A	4211

Wood edges on Linoleum tops available only in natural finish.

Berco Customer Service (888) 772-4788

High Pressure Laminate or Linoleum Surface (V)

Edge Style, Type and Size

Wood		
3mm Wood Laminate Top	Euro Wood	Linoleum Top Surface **
		 W-22L
W-12√	W-22	W-12L
1/8"x1-1/4"	1-1/8"	Add

Comfort Edge and Wood Edge Laminate or Linoleum Surface

Table Specifications 76
 How to Order 77
 Surface Selections 198
 Edge Specifications 199-205
 Pedestal Finish Selections 207
 Table and Base Options 208-219
 Power & Data Options 214-217
 Design Data 220-227

Options - Add To List Price

List Price	2 Flip Tops w/bridge	Adjustable Height	Special Height	iQ Plus PMP	Casters
\$1096	\$253	\$1368	\$161	\$267	\$200
1118	253	1368	161	304	200
1278	253	1368	161	322	200
1514	253	N/A	161	367	200
1659	253	N/A	161	378	200
1169	253	1368	161	267	200
1211	253	1368	161	304	200
1352	253	1368	161	322	200
1661	253	N/A	161	367	200
1747	253	N/A	161	378	200
1275	253	1368	161	267	200
1329	253	1368	161	304	200
1471	253	1368	161	322	200
1736	253	N/A	161	367	200
1805	253	N/A	161	378	200

Table Locks "D"

\$66 Per Lock
 Factory Installed

Please Provide
 Table
 Layout Drawing
 Or
 See Page 218
 For Table
 Configurations

Recommended
 For
 Flat Edges Only
 AC-9, LC-9,
 TC-9, WC-9, WC-
 11, W-12,
 W-22




Hardware only
 For
 Field Installation
 \$33

Using Casters with adjustable height increases minimum overall height:

iQ Plus adjustable height range with glides: 29" to 40.5"
 iQ Plus adjustable height range with casters: 32" to 43.5"
 Adjustable height tables not available in chrome or metallic

High Pressure Laminate or Linoleum Surface

Edge Style, Type and Size

Wood		
3mm Wood Laminate Top	Euro Wood	Linoleum Top Surface **
		 W-22L
W-12	W-22	W-12L
1/8"x1-1/4"	1-1/8"	Add

** Price for Linoleum add-on must be added to price of W-22 or W-12 tops.

List Price	2 Flip Tops w/bridge	Special Height	Casters
N/A	\$253	\$161	\$200
N/A	2309	161	200
N/A	2494	161	200

√ V-12 Framed Edge.

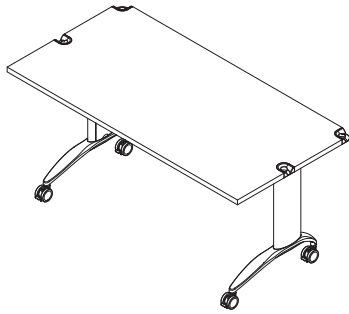
For additional top sizes see pages 176-197.

C/F = Consult Factory

Thirty (30) Year Warranty

iQ Plus Stationary

iQ PLUS Stationary Tables with DogBone™ Connectors

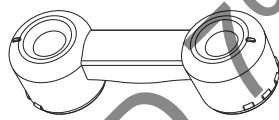


High Pressure Laminate or Linoleum Surface

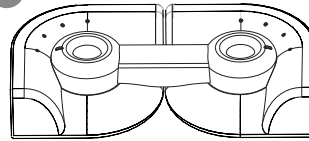
Edge Style, Type and Size

PVC	Wood	Euro Wood	Comfort Edge		
			Aluminum w/PVC 3 Sides	Wood w/PVC 3 Sides	Wood W/3MM Wood 3 Sides
P-12DB	W-12DB	W-22DB	AC-9	WC-9DB	WC-11DB
1/8"x1-1/4"	1/8"x1-1/4"	1-1/8"	1-1/4"	2"x1-1/4"	2"x1-1/4"

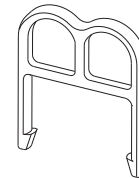
Table Model	Base Model	List Price					
		Textured & Smooth Pedestal Finishes					
IOS-2448	IOEB-22	\$1159	\$1376	\$1277	\$1234	\$1511	\$1632
IOS-2460	IOEB-22	1200	1397	1455	1280	1565	1698
IOS-2472	IOEB-22	1314	1558	1613	1389	1644	1778
IOS-2484	IOEB-22	1382	1794	1733	N/A	1724	1898
IOS-2496	IOEB-22	1548	1939	1878	N/A	1790	1993
IOS-3048	IOEB-22	1205	1448	1381	1280	1536	1658
IOS-3060	IOEB-22	1254	1491	1519	1336	1604	1778
IOS-3072	IOEB-22	1343	1632	1677	1429	1712	1887
IOS-3084	IOEB-22	1440	1941	1899	N/A	1805	1966
IOS-3096	IOEB-22	1546	2027	2183	N/A	1898	2059
IOS-3648	IOEB-28	1326	1555	1454	1402	1587	1721
IOS-3660	IOEB-28	1367	1609	1580	1447	1721	1841
IOS-3672	IOEB-28	1418	1751	1808	1504	1787	1946
IOS-3684	IOEB-28	1636	2015	2148	N/A	1881	2055
IOS-3696	IOEB-28	1751	2085	2247	N/A	1988	2162



The DogBone™



The DogBone™ seated in corner sockets

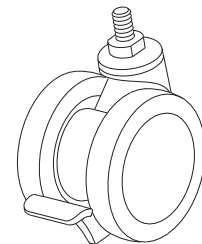


DogBone™ Puller

Berco's iQ Plus stationary tables with DogBone™ Connectors are preconfigured with Locking Casters to maximize the functionality of the table system. The DogBone™ connection system offers a distinct look with exceptional versatility.

iQ Plus stationary tables with DogBone™ Connectors are also available with our Comfort Edge. This edge is perfect for training applications, increasing the comfort of the student, and maximizing the effectiveness of the facility.

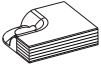
iQ Plus stationary tables with DogBone™ Connectors can be configured in a multitude of ways as shown on page 85. The tables can then be easily reconfigured with a minimum of effort.



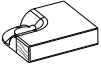
Aluminum, PVC, Euro Wood, and Wood Edge Laminate or Linoleum Surface

Table Specifications 76
 How to Order 77
 Surface Selections 198
 Edge Specifications 199-205
 Pedestal Finish Selections 207
 Table and Base Options 208-219
 Power & Data Options 214-217
 Design Data 220-227

Linoleum
Top
Surface
**



W-22DBL



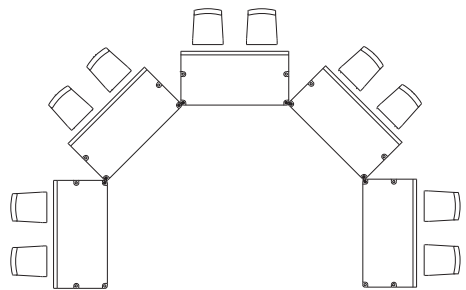
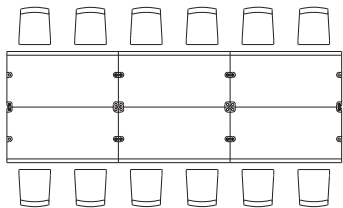
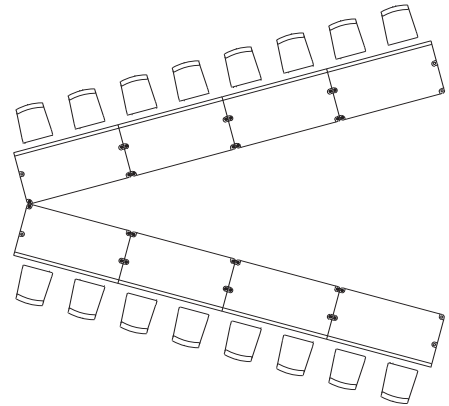
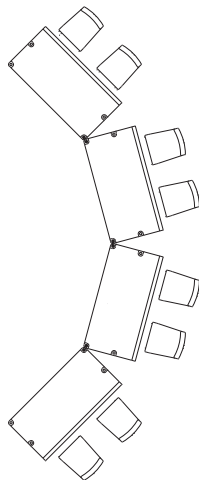
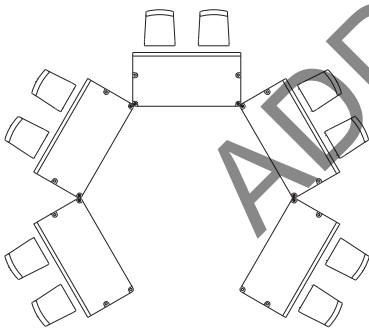
W-12DBL

Add

Options - Add To List Price

	Metallic	2 Flip Tops w/bridge	iQ PLus PMP	Glides (Deduct)
\$115	\$142	\$253	\$267	-\$200
164	142	253	304	-200
165	142	253	322	-200
250	142	253	367	-200
265	142	253	378	-200
189	142	253	267	-200
170	142	253	304	-200
179	142	253	322	-200
249	142	253	367	-200
269	142	253	378	-200
190	146	253	267	-200
164	146	253	304	-200
172	146	253	322	-200
278	146	253	367	-200
297	146	253	378	-200

** Price for Linoleum add-on must be added to price of W-22DB or W-12DBL tops.



iQ Plus Stationary

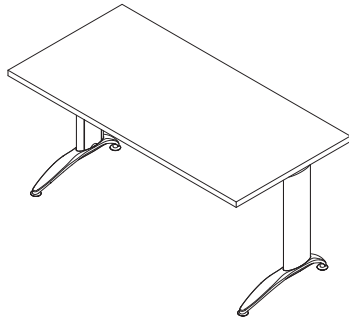
For additional top sizes see pages 176-197.

Thirty (30) Year Warranty

iQ PLUS Folding Tables

Cast Aluminum Pedestals

iQ Plus Folding



High Pressure Laminate Surface
Edge Style, Type and Size

Vinyl T-Mold		Rigid PVC	Wood				Specialty PVC
L-21				W-23			
L-18	L-23			W-18	W-19		
L-15	L-20	P-12	W-12 [√]	W-16	W-17	P-14	
1/4"x1-1/4"	1/4"x1-3/4"	1/8"x1-1/4"	1/8"x1-1/4"	1-1/4"x1-1/4"	1-1/4"x1-3/4"	2mmx1-1/4"	

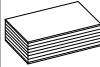
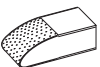
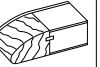

Table Model	Base Model	Unpacked Weight		List Price						
		Standard	Light Weight	Textured & Smooth Pedestal Finishes						
IOF-2460	IOF-22	79	59	\$1172	\$1260	\$1167	\$1365	\$1646	\$1727	\$1157
IOF-2472	IOF-22	90	66	1285	1400	1281	1527	1766	1859	1276
IOF-2484	IOF-22	101	73	1353	1486	1351	1761	2112	2242	1349
IOF-2496	IOF-22	111	79	1519	1693	1517	1907	2357	2510	1522
IOF-3060	IOF-22	93	68	1226	1328	1223	1459	1750	1843	1215
IOF-3072	IOF-22	106	76	1315	1437	1311	1600	1869	1974	1307
IOF-3084	IOF-22	119	84	1412	1559	1408	1910	2140	2272	1409
IOF-3096	IOF-22	133	93	1517	1690	1515	1995	2486	2651	1520
IOF-3660	IOF-28	106	76	1338	1463	1336	1578	1885	1987	1316
IOF-3672	IOF-28	122	86	1389	1523	1387	1720	2022	2140	1370
IOF-3684	IOF-28	138	96	1607	1799	1605	1983	2437	2599	1599
IOF-3696	IOF-28	154	106	1722	1941	1720	2054	2558	2730	1720

ADD 7% TO PRICES

[√] W-12 Framed Edge.

High Pressure Laminate Surface

Edge Style, Type and Size

Wood	Comfort Edges		
Euro Wood	Textured Tough Edge 3 Sides PVC	Wood W/PVC 3 Sides	Wood W/3MM Wood 3 Sides
			
W-22	TC-9	WC-9	WC-11
1-1/8"	2"x1-1/4"	2"x1-1/4"	2"x1-1/4"

Vinyl, PVC, Wood Edge, and Euro Wood Laminate Surface

Table Specifications 76
 How to Order 77
 Surface Selections 198
 Edge Specifications 199-205
 Pedestal Finish Selections 207
 Table and Base Options 208-219
 Power & Data Options 214-217
 Design Data 220-227

iQ Plus Folding

Options - Add To List Price

	List Price				Metallic	iQ Plus PMP	Casters	Light Weight Top
	Textured & Smooth Pedestal Finishes							
\$1422	\$1277	\$1533	\$1667	\$142	\$304	\$200	\$104	
1582	1326	1612	1747	142	322	200	104	
1701	1424	1693	1866	142	367	200	180	
1846	N/A	1759	1962	142	378	200	180	
1488	1252	1572	1747	142	304	200	104	
1646	1368	1681	1855	142	322	200	149	
1867	1491	1774	1935	142	367	200	180	
2152	N/A	1866	2028	142	378	200	180	
1548	N/A	1689	1810	146	304	200	149	
1776	N/A	1756	1915	146	322	200	180	
2117	N/A	1850	2024	146	367	200	180	
2216	N/A	1956	2131	146	378	200	180	

Table Locks "D"

\$66 Per Lock
Factory Installed

Please Provide
Table
Layout Drawing
Or
See Page 218
For Table
Configurations

Recommended
For
Flat Edges Only
L-18, L-20,
P-12, W-12,
W-16, W-17,
TC-9, WC-9,
WC-11

Hardware only
For
Field Installation
\$33

ADD 7% TO PRICES

For additional top sizes see pages 176-197.

Thirty (30) Year Warranty

TELESTO Tables

Cast Aluminum Pedestals

Our Telesto Table System is a complete family of tables solely developed by Berco's designers and engineers with the goal of aesthetics, quality and value contributing to the finished product.

Table Height

All tables are 29" overall height within industry tolerances, including top and pedestal. Special heights are available.

Table Assembly

All stationary and flip-top tables come equipped with Phillips wood screws for attaching pedestals to top. Pedestals are shipped fully assembled, packaged individually. All stationary rectangular tables 60" and longer have pedestals factory installed and are equipped with (2) machine screws for squaring up the pedestal in the field. Shipped one table per box. All folding tables have pedestals factory installed and are shipped one table per box. Flip-Top Tables: Pedestals and top shipped separately.

Table Top Specifications

Laminate Tops: Standard core is 1-1/8" thick 45# industrial grade particleboard. Tops are laminated under continuous pressure using cold PVA glue with HPL laminate and balanced with backing sheet. Standard laminate selections include Formica, Wilsonart, Nevamar and Pionite. Please consult Customer Service for pricing and availability for other brands of laminates.

Veneer Tops: Veneer is 0.025" thick, select quality, rotary cut or plain sliced. All faces are book matched and balanced. Panels are backed with a commercial balanced backer. Veneer tops are finished with a multicoated system of catalyzed, semi-gloss varnish.

Lightweight Tops: Our lightweight solid core material is 1-1/8" thick, and available on stationary and folding tables at an additional charge. These tops are approximately 30% lighter than our standard tops.

DogBone Tops: Standard core is 1-1/8" thick 45# industrial grade particleboard. Tops are laminated under continuous pressure using cold PVA glue. Surface is high-pressure laminate with balanced backing sheet. Tops feature black plastic sockets to receive DogBone connectors. Two corner sockets and two side sockets per table. Snap the connector into the sockets on the edge of the adjacent table. The tables easily join together with a solid yet adjustable link. Tables can be positioned in straight lines or at various angles to create the most effective configuration.

Edging: Offered in a variety of edge styles including self-edge, vinyl, PVC, wood and soft molded. Please refer to page 199 for vinyl and PVC colors, page 202 for wood finishes and page 200 for soft-molded colors.

Table Pedestal Specifications

Finishes: Offered in 15 Textured powder coat finishes. Our unique mechanical construction creates a flawless seam when matching column finishes with any base finish.

Glides and Casters: All tables are equipped with 2" diameter glides with brushed stainless steel cover over black plastic 10mm threaded with 15mm long stem. The glide is suitable for carpet as well as hard floors. Our twin wheel locking casters are offered as an option. Refer to specifications on casters under Option Specifications on page 213.

Pedestal Specifications

Fixed end base pedestals feature an aluminum die cast column housing and an arm support and are attached with (2) 3/8"-18 threaded steel rod and flange nut at 35 ft/lbs torque.

Folding mechanism:

Our patented spring loaded folding mechanism is fully riveted to a steel mounting plate. Vinyl bumpers are integrated into the mechanism allowing for a non-marring, 3-1/2" stacking height. Equipped with molded release handle, teal covered for easy identification. Integral catch holds leg in folded position. Folding legs feature the same column housing as Telesto stationary tables attached to Berco's patented mechanism.

Telesto Table Options

There are several options available on Telesto stationary and folding tables. For detailed specifications on available options, please refer to Options Specifications on page 208-219.

Ordering Instructions for Telesto Tables

Specify the table to be ordered using the following method:

1. Select **Table Model Number** TLF-3672
2. Select **"Interior Column Cover"** A
3. Select **Top Edge Profile** W12
4. Select **Edge Color/Name or Wood Finish** OK2 Medium Oak
 - 4a. Indicate **Wood Species** Red Oak
5. Select **Top Surface** – include
 - 5a. **Manufacturer** Wilsonart
 - 5b. **Number and Finish** 4623-60
 - 5c. **Description** Graphite Nebula
6. Select **Pedestal Finish** – include
 - 6a. **Color Number** T05
 - 6b. **Color Name** Black Wrinkle
7. Select Any Applicable **Options** Casters

Refer to add-on options listed for each table model and pages 208-219 for additional options

Powder Coat Finishes

Berco powder coating is a four step process: degreasing, conversion coating, electrostatic powder application, and oven curing above 350 degrees F. All powder coatings are epoxy resin formulations providing a very durable and hard finish.

Textured Finishes

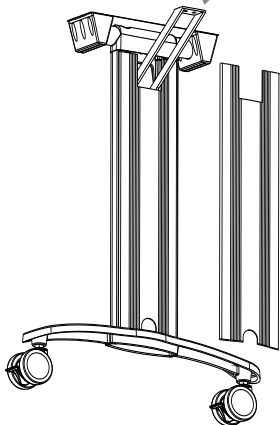
T01	Quartzite	T07	Winter Sky	T17	Platinum Wrinkle
T02	Speckled Salt	T08	Wahelo Red	T32	Smoketone
T03	Shubi Oxide	T09	Grazor	T37	Graytone
T04	Dusty Ash	T12	Battleship Grey		
T05	Black Wrinkle	T13	Blue Montrose		
T06	Brown Wrinkle	T16	Charcoal Wrinkle		

Interior Column Cover

Telesto stationary end bases are standard with Interior Column Covers. Folding bases are standard without the Interior Column Cover. When ordering folding bases the customer **must** specify Option "A" to receive the Interior Column Cover. Black Plastic.

Stationary Bases include Covers

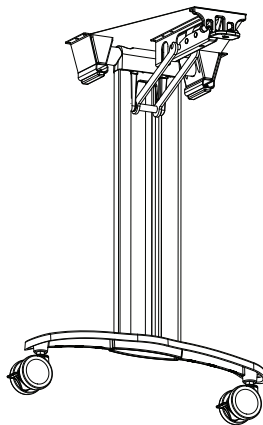
With Cover: Full height with cutouts for access to cable passage.



Stationary

Folding Bases are standard without Covers

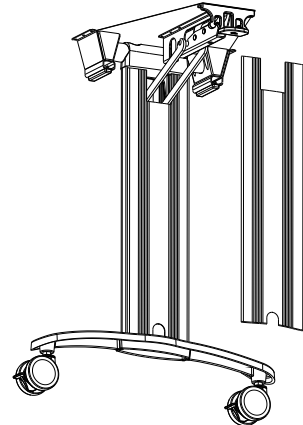
Without Cover: Unless otherwise specified folding bases do not include the Interior Column Cover.



Folding

Folding Base Option A:

With Cover: Full height with cutouts for access to cable passage. **Must be removed prior to folding.**



Folding

Thirty (30) Year Warranty

TELESTO Stationary Tables

Cast Aluminum Pedestals

Telesto Tables



High Pressure Laminate Surface
Edge Style, Type and Size


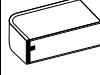
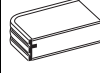


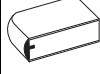


Self	Vinyl T-Mold	Specialty PVC	
 1/16"x1-1/4" L-10	 L-21  L-18	 L-23	
 P-12	 L-15	 L-20	 P-14
1/8"x1-1/4"	1/4"x1-1/4"	1/4"x1-3/4"	2mmx1-1/4"

Table Model	Base Model	List Price Textured Pedestal Finishes			
TLS-2424	TL-24	\$634	\$635	\$684	\$665
TLS-3030	TL-24	706	708	775	741
TLS-3636	TL-30	811	812	896	851
TLS-4242	TL-36	1019	1021	1149	1070



TLS-24	TL-24	C/F	\$660	\$717	C/F
TLS-30	TL-24	711	723	791	760
TLS-36	TL-30	798	812	896	854
TLS-42	TL-36	1028	1049	1182	1103
TLS-48	TL-36	1116	1137	1281	1196

ADD 7% TO PRICES

Self, Vinyl, and PVC Edge Laminate

For wood edge tables see pages 96-103.

	Page
Table Specifications	88
How to Order	89
Surface Selections	198
Edge Specifications	199-205
Pedestal Finish Selections	207
Table and Base Options	208-219
Power & Data Options	214-217
Design Data	220-227

Telesto Tables

Options - Add To List Price

	Flip Top	Special Height	Casters	Table Locks "A"
	\$94	\$73	\$200	\$63 Per Lock Factory Installed Please Provide Table Layout Drawing Or See Page 218 For Table Configurations Recommended For Flat Edges Only L-10, L-18, L-20, L-21, P-12, P-14. Hardware only For Field Installation \$39
	94	73	200	
	94	73	200	
	94	73	200	
	\$94	\$73	\$200	
	94	73	200	
	94	73	200	
	94	73	200	
	94	73	200	

ADD 7% TO PRICES

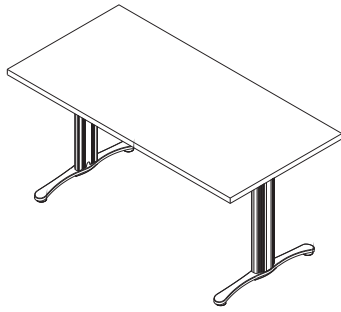
For additional top sizes see pages 176-197.

Thirty (30) Year Warranty

TELESTO Stationary Tables

Cast Aluminum Pedestals

Telesto Tables



High Pressure Laminate Surface
Edge Style, Type and Size









Self	Vinyl T-Mold	Specialty PVC	
 1/16"x1-1/4" L-10	 L-21  L-18	 L-23	
 P-12	 L-15	 L-20	 P-14
1/8"x1-1/4"	1/4"x1-1/4"	1/4"x1-3/4"	2mmx1-1/4"

Table Model	Base Model	List Price Textured Pedestal Finishes			
TLS-2448	TLEB-20	\$780	\$781	\$861	\$819
TLS-2460	TLEB-20	822	825	915	863
TLS-2472	TLEB-20	938	940	1057	985
TLS-2484	TLEB-20	1008	1010	1146	1059
TLS-2496	TLEB-20	1177	1179	1356	1235
TLS-3048	TLEB-26	851	852	939	893
TLS-3060	TLEB-26	901	904	1008	946
TLS-3072	TLEB-26	990	995	1118	1040
TLS-3084	TLEB-26	1090	1093	1243	1144
TLS-3096	TLEB-26	1198	1200	1377	1257
TLS-3648	TLEB-26	950	953	1067	998
TLS-3660	TLEB-26	993	996	1122	1042
TLS-3672	TLEB-26	1044	1046	1183	1097
TLS-3684	TLEB-26	1266	1269	1464	1329
TLS-3696	TLEB-26	1383	1386	1609	1453



Table Model	Base Model	List Price Textured Pedestal Finishes			
TLSR-3672	TLEB-26	N/A	\$1323	\$1471	N/A
TLSR-3684	TLEB-26	N/A	1523	1744	N/A
TLSR-3696	TLEB-26	N/A	1734	1996	N/A



TLSV-3660	TLEB-26	N/A	\$1254	\$1402	N/A
TLSV-3672	TLEB-26	N/A	1323	1471	N/A
TLSV-3684	TLEB-26	N/A	1523	1744	N/A
TLSV-3696	TLEB-26	N/A	1734	1996	N/A

Berco Customer Service (888) 772-4788

Self, Vinyl, and PVC Edge Laminate

For wood edge tables see pages 96-103.

* RMP - Removable Modesty Panel with laminate and PVC edge - standard.
 RMP with wood edge - Add \$103
 RMP with veneer and wood edge - Add \$383

	Page
Table Specifications	88
How to Order	89
Surface Selections	198
Edge Specifications	199-205
Pedestal Finish Selections	207
Table and Base Options	208-219
Power & Data Options	214-217
Design Data	220-227

Options - Add To List Price

2 Flip Tops w/bridge or Nesting	Adjustable Height	Special Height	RMP*	Casters	Table Locks "A"
\$241	\$1275	\$161	\$253	\$200	<p>\$63 Per Lock Factory Installed</p> <p>Please Provide Table Layout Drawing Or See Page 218 For Table Configurations</p> <p>Recommended For Flat Edges Only L-10, L-18, L-20, L-21, P-12, P-14.</p> <p>Hardware only For Field Installation \$39</p>
241	1275	161	277	200	
241	1275	161	317	200	
C/F	N/A	161	349	200	
C/F	N/A	161	383	200	
241	1275	161	253	200	
241	1275	161	277	200	
241	1275	161	317	200	
C/F	N/A	161	349	200	
C/F	N/A	161	383	200	
241	1275	161	253	200	
241	1275	161	277	200	
241	1275	161	317	200	
C/F	N/A	161	349	200	
C/F	N/A	161	383	200	

Telesto Adjustable height tables with glides height range: 29" to 40.5"
 Telesto Adjustable height tables with casters height range: 32" to 43.5"

2 Flip Tops w/bridge or Nesting	Special Height	Casters
\$241	\$161	\$200
C/F	161	200
C/F	161	200

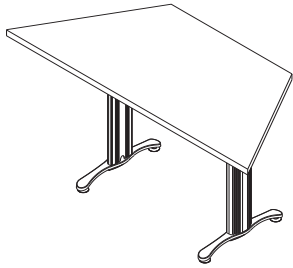
\$241	\$161	\$200
241	161	200
C/F	161	200
C/F	161	200

For additional top sizes see pages 176-197.

Thirty (30) Year Warranty

TELESTO Stationary Tables

Cast Aluminum Pedestals



High Pressure Laminate Surface
Edge Style, Type and Size








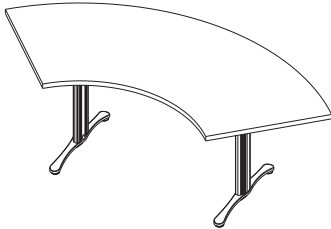
Self	Vinyl T-Mold	Specialty PVC	
 1/16"x1-1/4" L-10	 L-21		
 P-12	 L-18	 L-20	 P-14
1/8"x1-1/4"	1/4"x1-1/4"	1/4"x1-3/4"	2mmx1-1/4"

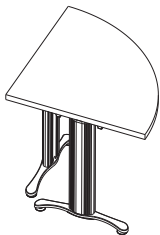
Table Model	Base Model	List Price Textured Pedestal Finishes			
TLST-2448	TLEB-20	\$842	\$843	\$956	\$884
TLST-2460	TLEB-20	894	896	1024	939
TLST-3060	TLEB-20	960	964	1111	1009
TLST-3072	TLEB-20	1067	1071	1251	1120
TLST-3672	TLEB-26	1154	1156	1355	1211



TLSC-24	TLEB-20	\$1176	\$1160	\$1366	\$1234
TLSC-30	TLEB-26	1799	1793	2180	1888
TLSC-36	TLEB-26	2223	2220	2733	2335



TLSH-48	TLEB-20	\$844	\$843	\$956	\$887
TLSH-60	TLEB-20	965	964	1111	1012
TLSH-72	TLEB-26	1158	1156	1355	1217



TLSQ-24	No bases Price Includes "D" Locks \$394	\$372	\$444	\$414	N/A
TLEB-20	797	796	892	\$836	N/A
TLEB-20	882	878	1001	\$926	N/A

Self, Vinyl, and PVC Edge Laminate

For wood edge tables see pages 96-103.

* RMP - Removable Modesty Panel with laminate and PVC edge - standard.
 RMP with wood edge - Add **\$103**
 RMP with veneer and wood edge - Add **\$383**

	Page
Table Specifications	88
How to Order	89
Surface Selections	198
Edge Specifications	199-205
Pedestal Finish Selections	207
Table and Base Options	208-219
Power & Data Options	214-217
Design Data	220-227

Telesto Tables

Options - Add To List Price

	2 Flip Tops w/bridge or Nesting	Special Height	RMP*	Casters	Table Locks "A"
	\$241	\$161	C/F	\$200	\$63 Per Lock Factory Installed Please Provide Table Layout Drawing Or See Page 218 For Table Configurations Recommended For Flat Edges Only L-10, L-18, L-20, L-21, P-12, P-14. Hardware only For Field Installation \$39
	241	161	C/F	200	
	241	161	C/F	200	
	241	161	C/F	200	
	241	161	C/F	200	
	\$241	\$161	N/A	\$200	
	241	161	N/A	200	
	241	161	N/A	200	
	\$241	\$161	N/A	\$200	
	241	161	N/A	200	
	241	161	N/A	200	
	N/A	N/A	N/A	TLSQ-30	
	161	N/A	200	TLSQ-36	
	161	N/A	200		

For additional top sizes see pages 176-197.

Thirty (30) Year Warranty

TELESTO Stationary Tables

Cast Aluminum Pedestals

Telesto Tables



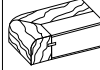
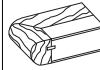
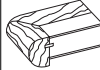
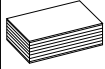
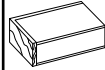
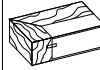

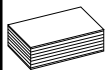
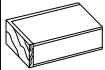
High Pressure Laminate or Linoleum Surface				
Edge Style, Type and Size				
Wood		Euro Wood		Linoleum Top Surface **
	 W-23			
	 W-18	 W-19		 W-22L *
 W-12 ††	 W-16	 W-17	 W-22 *	 W-12L *
1/8"x1-1/4"	1-1/4"x1-1/4"	1-1/4"x1-3/4"	1-1/4"	

Table Model	Base Model	List Price				Add
		Textured Pedestal Finishes				
TLS-2424	TL-24	\$853	\$976	\$1031	\$681	\$60
TLS-3030	TL-24	916	1109	1175	771	65
TLS-3636	TL-30	960	1239	1316	901	103
TLS-4242	TL-36	1285	1603	1712	1230	201

** Price for Linoleum add-on must be added to price of W-22 or W-12 tops.






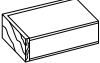


TLS-24	TL-24	N/A	\$1299	\$1387	\$694	\$57
TLS-30	TL-24	1116	1354	1444	800	64
TLS-36	TL-30	1322	1459	1556	985	130
TLS-42	TL-36	1678	1890	2024	1359	198
TLS-48	TL-36	1845	2033	2180	1457	217

Linoleum tops available only in patterned Marmoleum.
 * W-12L, W-22 and W-22L available only in Natural finish.
 †† W-12 / V-12 Framed Edge.

Wood edges and veneers available in Red Oak, Maple, Mahogany, Walnut and Cherry.

Berco Customer Service (888) 772-4788

Veneer Surface (V)
Edge Style, Type and Size

Wood/Veneer		
		
		
V-12 ††	V-16	V-17
1/8"x1-1/4"	1-1/4"x1-1/4"	1-1/4"x1-3/4"

For self, vinyl, and PVC edge tables see pages 90-95.

Special Stain: Sample must be provided - Add \$553 Per Order

Wood Edge, Euro Wood
Laminate, Linoleum or Veneer

	Page
Table Specifications	88
How to Order	89
Surface Selections	198
Edge Specifications	199-205
Pedestal Finish Selections	207
Table and Base Options	208-219
Power & Data Options	214-217
Design Data	220-227

Options - Add To List Price

List Price Textured Pedestal Finishes			Flip Top	Special Height	Casters	Table Locks "A"
\$1547	\$1621	\$1702	\$94	\$73	\$200	
1586	1660	1748	94	73	200	\$63 Per Lock Factory Installed
1669	1745	1840	94	73	200	Please Provide Table Layout Drawing Or See Page 218 For Table Configurations
2138	2245	2368	94	73	200	Recommended For Flat Edges Only W-16, W-17, W-12(L), W-22(L), V-16, V-17, V-12.
\$1682	\$1755	\$1850	\$94	\$73	\$200	Hardware only For Field Installation \$39
1778	1865	1970	94	73	200	
1945	2032	2150	94	73	200	
2332	2438	2583	94	73	200	
2568	2692	2852	94	73	200	

ADD 7% TO PRICES

For additional top sizes see pages 176-197.

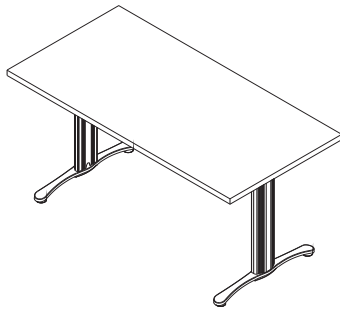
Warranty 1 year on veneer tops.

Thirty (30) Year Warranty

TELESTO Stationary Tables

Cast Aluminum Pedestals

Telesto Tables



High Pressure Laminate or Linoleum Surface

Edge Style, Type and Size

Wood		Euro Wood		Linoleum Top Surface **
1/8"x1-1/4"	1-1/4"x1-1/4"	1-1/4"x1-3/4"	1-1/4"	

Table Model	Base Model	List Price			Add	
		Textured Pedestal Finishes				
TLS-2448	TLEB-20	\$1001	\$1246	\$1325	\$901	\$115
TLS-2460	TLEB-20	1023	1309	1391	1082	164
TLS-2472	TLEB-20	1187	1431	1525	1243	165
TLS-2484	TLEB-20	1427	1783	1916	1366	250
TLS-2496	TLEB-20	1575	2032	2188	1513	265
TLS-3048	TLEB-26	1098	1350	1437	1030	189
TLS-3060	TLEB-26	1141	1438	1533	1170	170
TLS-3072	TLEB-26	1285	1559	1665	1332	179
TLS-3084	TLEB-26	1600	1834	1969	1557	249
TLS-3096	TLEB-26	1687	2187	2355	1846	269
TLS-3648	TLEB-26	1183	1392	1482	1081	190
TLS-3660	TLEB-26	1239	1551	1656	1209	164
TLS-3672	TLEB-26	1383	1692	1811	1441	172
TLS-3684	TLEB-26	1653	2115	2279	1788	278
TLS-3696	TLEB-26	1724	2238	2412	1888	297

** Price for Linoleum add-on must be added to price of W-22 or W-12 tops.

ADD 7% TO PRICES

Linoleum tops available only in patterned Marmoleum.

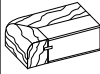
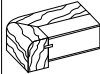
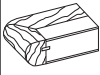
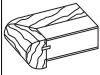
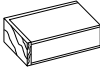
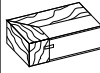

* W-12L, W-22 and W-22L available only in Natural finish.

†† W-12 / V-12 Framed Edge.

Wood edges and veneers available in Red Oak, Maple, Mahogany, Walnut and Cherry.

Berco Customer Service (888) 772-4788

Veneer Surface (V)
Edge Style, Type and Size

Wood/Veneer		
		
V-23	V-24	
		
V-18	V-19	
		
V-12 ††	V-16	V-17
1/8"x1-1/4"	1-1/4"x1-1/4"	1-1/4"x1-3/4"

Wood Edge, Euro Wood
Laminate, Linoleum or Veneer

For self, vinyl, and PVC edge tables see pages 90-95.

* RMP - Removable Modesty Panel with laminate and PVC edge - standard.
RMP with wood edge - Add \$103
RMP with veneer and wood edge - Add \$383

Special Stain: Sample must be provided - Add \$553 Per Order

	Page
Table Specifications	88
How to Order	89
Surface Selections	198
Edge Specifications	199-205
Pedestal Finish Selections	207
Table and Base Options	208-219
Power & Data Options	214-217
Design Data	220-227

Options - Add To List Price

List Price Textured Pedestal Finishes			2 Flip Tops w/bridge or Nesting	Adjustable Height	Special Height	RMP*	Casters	Table Locks "A"
\$1945	\$2032	\$2150	\$241	\$1275	\$161	\$253	\$200	
1987	2084	2197	241	1275	161	277	200	\$63 Per Lock Factory Installed
2098	2197	2325	241	1275	161	317	200	
2528	2662	2817	C/F	N/A	161	349	200	Please Provide Table Layout Drawing Or See Page 218 For Table Configurations
2750	2897	3069	C/F	N/A	161	383	200	
2106	2211	2337	241	1275	161	253	200	
2101	2199	2325	241	1275	161	277	200	
2291	2404	2545	241	1275	161	317	200	
2545	2671	2833	C/F	N/A	161	349	200	
2862	3010	3195	C/F	N/A	161	383	200	
2374	2493	2640	241	1275	161	253	200	
2528	2662	2818	241	1275	161	277	200	Recommended For Flat Edges Only W-16, W-17, W-12(L), W-22(L), V-16, V-17, V-12.
2630	2756	2925	241	1275	161	317	200	
2921	3069	3254	C/F	N/A	161	349	200	
3172	3335	3542	C/F	N/A	161	383	200	Hardware only For Field Installation \$39

Telesto Adjustable height tables with glides height range: 29" to 40.5"
Telesto Adjustable height tables with casters height range: 32" to 43.5"

ADD TO PRICES

For additional top sizes see pages 176-197.

Warranty 1 year on veneer tops.

Thirty (30) Year Warranty

TELESTO Stationary Tables

Cast Aluminum Pedestals

Telesto Tables



High Pressure Laminate or Linoleum Surface				
Edge Style, Type and Size				
	Wood		Euro Wood	Linoleum Top Surface **
	W-23	W-24		**
	W-18	W-19		W-22L *
W-12 ††	W-16	W-17	W-22 *	W-12L *

Table Model	Base Model	List Price				
		Textured Pedestal Finishes		Add		
TLSR-3672	TLEB-26	N/A	\$2314	\$2736	\$1949	\$172
TLSR-3684	TLEB-26	N/A	2664	3084	2237	278
TLSR-3696	TLEB-26	N/A	2895	3349	2425	297



TLSV-3660	TLEB-26	N/A	\$2141	\$2515	N/A	N/A
TLSV-3672	TLEB-26	N/A	2314	2736	N/A	N/A
TLSV-3684	TLEB-26	N/A	2664	3084	N/A	N/A
TLSV-3696	TLEB-26	N/A	2895	3349	N/A	N/A

** Price for Linoleum add-on must be added to price of W-22 or W-12 tops.

ADD 7% TO PRICES

Linoleum tops available only in patterned Marmoleum.

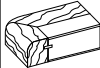
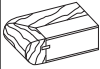
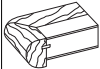
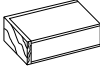
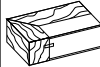

* W-12L, W-22 and W-22L available only in Natural finish.

†† W-12 / V-12 Framed Edge.

Wood edges and veneers available in Red Oak, Maple, Mahogany, Walnut and Cherry.

Berco Customer Service (888) 772-4788

Veneer Surface (V)
Edge Style, Type and Size

Wood/Veneer		
	V-23	
		V-19
		
V-12 ††	V-16	V-17
1/8"x1-1/4"	1-1/4"x1-1/4"	1-1/4"x1-3/4"

For self, vinyl, and PVC edge tables see pages 90-95.

Special Stain: Sample must be provided - Add \$553 Per Order

Wood Edge, Euro Wood
Laminate, Linoleum or Veneer

	Page
Table Specifications	88
How to Order	89
Surface Selections	198
Edge Specifications	199-205
Pedestal Finish Selections	207
Table and Base Options	208-219
Power & Data Options	214-217
Design Data	220-227

Options - Add To List Price

List Price Textured Pedestal Finishes			2 Flip Tops w/bridge or Nesting	Special Height	Casters	Table Locks "A"
\$3814	\$4018	\$4274	\$241	\$161	\$200	
4091	4310	4588	C/F	161	200	\$63 Per Lock Factory Installed
4463	4713	5021	C/F	161	200	Please Provide Table Layout Drawing Or See Page 218 For Table Configurations
\$3419	\$3602	\$3826	\$241	\$161	\$200	Recommended For Flat Edges Only W-16, W-17, W-12(L), W-22(L), V-16, V-17, V-12.
3880	4096	4356	241	161	200	
4424	4671	4968	C/F	161	200	
4800	5062	5399	C/F	161	200	Hardware only For Field Installation \$39

ADD 7% TO PRICES

For additional top sizes see pages 176-197.

Warranty 1 year on veneer tops.

Thirty (30) Year Warranty

TELESTO Stationary Tables

Cast Aluminum Pedestals

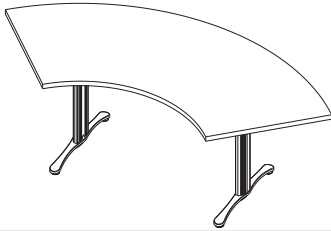
Telesto Tables



High Pressure Laminate or Linoleum Surface
Edge Style, Type and Size

Wood		Euro Wood		Linoleum Top Surface **
1/8"x1-1/4"	1-1/4"x1-1/4"	1-1/4"x1-3/4"	1-1/4"	

Table Model	Base Model	List Price			Add	
		Textured Pedestal Finishes				
TLST-2448	TLEB-20	\$1324	\$1543	\$1648	\$1161	\$113
TLST-2460	TLEB-20	1366	1713	1834	1272	161
TLST-3060	TLEB-20	1524	1870	2010	1374	167
TLST-3072	TLEB-20	1733	2049	2208	1490	178
TLST-3672	TLEB-26	1903	2267	2443	1638	170

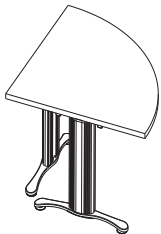


TLSC-24	TLEB-20	\$1947	\$2176	\$2346	\$1213	\$186
TLSC-30	TLEB-26	2630	3632	3946	1418	160
TLSC-36	TLEB-26	4002	4571	4976	1551	287

** Price for Linoleum add-on must be added to price of W-22 or W-12 tops.



TLSH-48	TLEB-20	\$1433	\$1581	\$1693	\$1187	\$166
TLSH-60	TLEB-20	1660	1924	2067	1409	168
TLSH-72	TLEB-26	2082	2336	2518	1682	170



TLSQ-24	No bases Price Includes "D" Locks	P\$749	\$878	\$951	\$394	\$52
TLSQ-30	TLEB-20	1179	1396	1488	797	77
TLSQ-36	TLEB-20	1200	1528	1634	895	159

Linoleum tops available only in patterned Marmoleum.

* W-12L, W-22 and W-22L available only in Natural finish. †† W-12 / V-12 Framed Edge.

Wood edges and veneers available in Red Oak, Maple, Mahogany, Walnut and Cherry.

Berco Customer Service (888) 772-4788

Wood Edge, Euro Wood
Laminate, Linoleum or Veneer

For self, vinyl, and PVC edge tables see pages 90-95.

Special Stain: Sample must be provided - Add \$553 Per Order

	Page
Table Specifications	88
How to Order	89
Surface Selections	198
Edge Specifications	199-205
Pedestal Finish Selections	207
Table and Base Options	208-219
Power & Data Options	214-217
Design Data	220-227

Options - Add To List Price

	2 Flip Tops w/bridge or Nesting	Special Height	Casters	Table Locks "A"
	\$241	\$161	\$200	
	241	161	200	
	241	161	200	
	241	161	200	\$63 Per Lock Factory Installed
	241	161	200	Please Provide Table Layout Drawing Or See Page 218 For Table Configurations
				Recommended For Flat Edges Only
	\$241	\$161	\$200	W-16, W-17, W-12(L), W-22(L), V-16, V-17, V-12.
	241	161	200	
	241	161	200	Hardware only For Field Installation \$39
	\$241	\$161	\$200	
	241	161	200	
	241	161	200	
	N/A	N/A	N/A	
	N/A	161	200	
	N/A	161	200	

ADD 7% TO PRICES

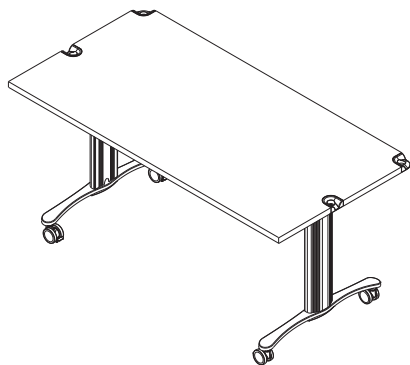
For additional top sizes see pages 176-197.

Warranty 1 year on veneer tops.

Thirty (30) Year Warranty

TELESTO Stationary Tables with DogBone™ Connectors

Telesto Tables

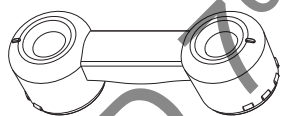


High Pressure Laminate Surface

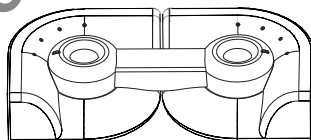
Edge Style, Type and Size

PVC	Wood	Euro Wood	Comfort Edge		
			Aluminum w/PVC 3 Sides (E10 Ebony PVC Only)	Wood w/PVC 3 Sides (E10 Ebony PVC Only)	Wood w/3MM Wood 3 Sides
P-12DB	W-12DB	W-22DB *	AC-9DB	WC-9DB	WC-11DB
1/8"x1-1/4"	1/8"x1-1/4"	1-1/4"	2"x1-1/4"	2"x1-1/4"	2"x1-1/4"

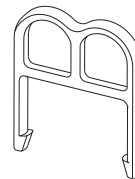
Table Model	Base Model	List Price					
		Textured Pedestal Finishes					
TLS-2448	TLEB-20	\$1065	\$1286	\$1186	\$1141	\$1424	\$1547
TLS-2460	TLEB-20	1107	1308	1367	1189	1478	1614
TLS-2472	TLEB-20	1223	1472	1528	1299	1559	1696
TLS-2484	TLEB-20	1293	1712	1650	N/A	1641	1818
TLS-2496	TLEB-20	1462	1860	1798	N/A	1708	1915
TLS-3048	TLEB-26	1136	1383	1315	1212	1473	1597
TLS-3060	TLEB-26	1186	1427	1455	1269	1541	1719
TLS-3072	TLEB-26	1275	1570	1617	1362	1651	1830
TLS-3084	TLEB-26	1375	1885	1842	N/A	1747	1909
TLS-3096	TLEB-26	1483	1972	2132	N/A	1841	2006
TLS-3648	TLEB-26	1235	1469	1366	1313	1502	1638
TLS-3660	TLEB-26	1277	1524	1494	1359	1638	1760
TLS-3672	TLEB-26	1329	1669	1726	1417	1705	1867
TLS-3684	TLEB-26	1551	1937	2073	N/A	1801	1978
TLS-3696	TLEB-26	1669	2009	2174	N/A	1909	2087



The DogBone™



The DogBone™ seated in corner sockets

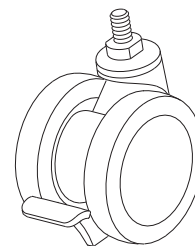


DogBone™ Puller

Berco's Telesto stationary tables with DogBone™ Connectors are preconfigured with Locking Casters to maximize the functionality of the table system. The DogBone™ connection system offers a distinct look with exceptional versatility.

Telesto stationary tables with DogBone™ Connectors are also available with our Comfort Edge. This edge is perfect for training applications, increasing the comfort of the student, and maximizing the effectiveness of the facility.

Telesto stationary tables with DogBone™ Connectors can be configured in a multitude of ways as shown on page 105. The tables can then be easily reconfigured with a minimum of effort.

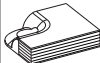
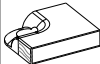


* W-12DBL, W-22DB and W-22DBL available only in Natural finish.

*Wood edges available with Natural Finishes only. Linoleum tops available only in patterned Marmoleum.

Wood edges available in Red Oak, Maple, Mahogany, Walnut and Cherry.

Berco Customer Service (888) 772-4788

Linoleum Top Surface **

W-22DBL*

W-12DBL*

For self, vinyl, and PVC edge tables see pages 90-95.

* RMP - Removable Modesty Panel with laminate and PVC edge - standard.
RMP with wood edge - Add \$103
RMP with veneer and wood edge - Add \$383

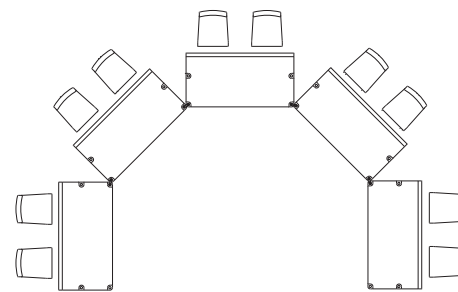
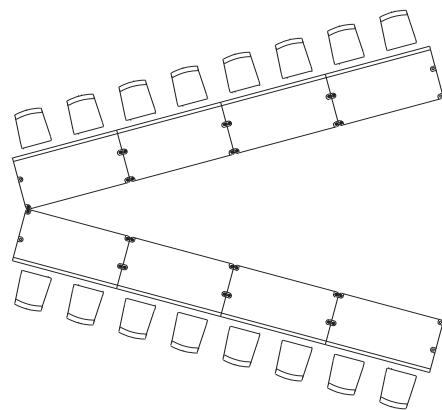
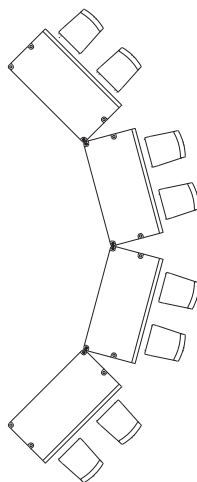
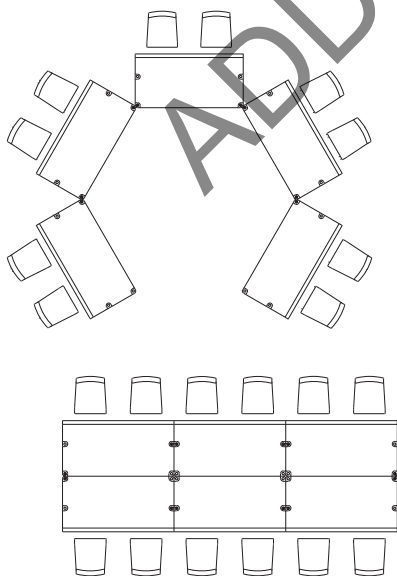
Special Stain: Sample must be provided - Add \$553 Per Order

	Page
Table Specifications	88
How to Order	89
Surface Selections	198
Edge Specifications	199-205
Pedestal Finish Selections	207
Table and Base Options	208-219
Power & Data Options	214-217
Design Data	220-227

Options - Add To List Price

Add	2 Flip Tops w/bridge or Nesting	Special Height	RMP*	Glides (Deduct)
\$115	\$241	\$161	\$253	-\$200
164	241	161	277	-200
165	241	161	317	-200
250	C/F	161	349	-200
265	C/F	161	383	-200
189	241	161	253	-200
170	241	161	277	-200
179	241	161	317	-200
249	C/F	161	349	-200
269	C/F	161	383	-200
190	241	161	253	-200
164	241	161	277	-200
172	241	161	317	-200
278	C/F	161	349	-200
297	C/F	161	383	-200

** Price for Linoleum add-on must be added to price of W-22DB or W-12DB tops. Wood edges on linoleum tops available only in Natural Finish. Linoleum tops available only in patterned Marmoleum.

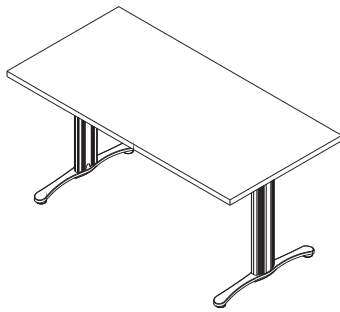


For additional top sizes see pages 176-197.

Thirty (30) Year Warranty

TELESTO Stationary Tables with Comfort Edge Tops

Telesto Tables



High Pressure Laminate Surface

Edge Style, Type and Size


Comfort Edge					
Aluminum W/PVC 3 Sides (E10 Ebony PVC Only)	Laminate Post Form W/PVC 3 Sides (E10 Ebony PVC Only)	Textured Tough Edge 3 Sides PVC	Wood W/PVC 3 Sides (E10 Ebony PVC Only)	Wood W/3MM Wood 3 Sides	Wood 4 Sides
AC-9	LC-9	TC-9	WC-9	WC-11	W-35
2"x1-1/4"	2"x1-1/4"	2"x1-1/4"	2"x1-1/4"	2"x1-1/4"	2"x1-1/4"

Top Size	Base Model	List Price					
		Textured Pedestal Finishes					
TLS-2448	TLEB-20	\$856	\$831	\$881	\$1139	\$1262	\$1446
TLS-2460	TLEB-20	904	872	965	1195	1329	1514
TLS-2472	TLEB-20	1014	966	1014	1274	1411	1645
TLS-2484	TLEB-20	N/A	1044	1114	1356	1533	2033
TLS-2496	TLEB-20	N/A	1179	N/A	1424	1630	2303
TLS-3048	TLEB-26	927	895	905	1188	1312	1556
TLS-3060	TLEB-26	983	948	964	1256	1434	1654
TLS-3072	TLEB-26	1078	1015	1082	1367	1545	1785
TLS-3084	TLEB-26	N/A	1109	1207	1462	1625	2084
TLS-3096	TLEB-26	N/A	1202	N/A	1556	1720	2471
TLS-3648	TLEB-26	1028	922	N/A	1217	1353	1602
TLS-3660	TLEB-26	1074	1029	N/A	1353	1475	1776
TLS-3672	TLEB-26	1132	1095	N/A	1420	1582	1928
TLS-3684	TLEB-26	N/A	1262	N/A	1516	1693	2392
TLS-3696	TLEB-26	N/A	1362	N/A	1625	1802	2526

ADD 7% TO PRICES

Wood edges available in Red Oak, Maple, Mahogany, Walnut and Cherry.

Berco Customer Service (888) 772-4788

	Linoleum Top Surface **  WC-11L
--	---

For self, vinyl, and PVC edge tables see pages 90-95.

* RMP - Removable Modesty Panel with laminate and PVC edge - standard.
 RMP with wood edge - Add \$103
 RMP with veneer and wood edge - Add \$383

Special Stain: Sample must be provided - Add \$553 Per Order

	Page
Table Specifications	88
How to Order	89
Surface Selections	198
Edge Specifications	199-205
Pedestal Finish Selections	207
Table and Base Options	208-219
Power & Data Options	214-217
Design Data	220-227

Options - Add To List Price

Add	2 Flip Tops w/bridge	Special Height	RMP*	Casters	Table Locks "A"
\$115	\$241	\$161	\$253	\$200	\$63 Per Lock Factory Installed Please Provide Table Layout Drawing Or See Page 218 For Table Configurations Recommended For Flat Edges Only AC-9, LC-9, TC-9, WC-9, WC- 11(L) Hardware only For Field Installation \$39
164	241	161	277	200	
165	241	161	317	200	
250	C/F	161	349	200	
265	C/F	161	383	200	
189	241	161	253	200	
170	241	161	277	200	
179	241	161	317	200	
249	C/F	161	349	200	
269	C/F	161	383	200	
190	241	161	253	200	
164	241	161	277	200	
172	241	161	317	200	
278	C/F	161	349	200	
297	C/F	161	383	200	

** Price for Linoleum add-on must be added to price of W-22DB or W-12DB tops. Wood edges on linoleum tops available only in Natural Finish. Linoleum tops available only in patterned Marmoleum.

ADD TO PRICES

For additional top sizes see pages 176-197.

Thirty (30) Year Warranty

TELESTO Folding Tables

Cast Aluminum Pedestals

Telesto Tables



High Pressure Laminate Surface

Edge Style, Type and Size

Vinyl T-Mold		Rigid PVC	Wood			
L-21				W-23		
L-18	L-23			W-18	W-19	
L-15	L-20	P-12	W-12 [√]	W-16	W-17	P-14
1/4"x1-1/4"	1/4"x1-3/4"	1/8"x1-1/4"	1/8"x1-1/4"	1-1/4"x1-1/4"	1-1/4"x1-3/4"	2mmx1-1/4"

Table Model	Base Model	Unpacked Weight		List Price						
		Standard	Light Weight	Textured Pedestal Finishes						
TLF-2460	TLF-20	77 lbs.	57 lbs.	\$1133	\$1223	\$1129	\$1330	\$1617	\$1699	\$1186
TLF-2472	TLF-20	88	64	1248	1366	1245	1495	1739	1833	1308
TLF-2484	TLF-20	99	71	1318	1454	1316	1734	2092	2223	1381
TLF-2496	TLF-20	109	77	1487	1664	1485	1883	2339	2496	1559
TLF-3060	TLF-26	92	67	1212	1316	1209	1449	1746	1841	1270
TLF-3072	TLF-26	105	75	1302	1427	1298	1592	1867	1974	1364
TLF-3084	TLF-26	118	84	1401	1551	1398	1907	2143	2276	1467
TLF-3096	TLF-26	132	92	1507	1685	1505	1995	2495	2663	1581
TLF-3660	TLF-26	105	75	1303	1430	1301	1547	1860	1964	1366
TLF-3672	TLF-26	121	85	1355	1492	1353	1692	2000	2119	1420
TLF-3684	TLF-26	137	95	1577	1772	1575	1960	2422	2587	1653
TLF-3696	TLF-26	153	105	1694	1917	1692	2032	2546	2721	1776



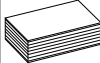
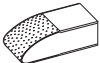
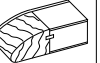

TLFR-3672	TLF-26	110 lbs.	78 lbs.	\$1631	\$1779	C/F	C/F	\$2621	\$3044	C/F
TLFR-3684	TLF-26	128	89	1831	2051	C/F	C/F	2971	3392	C/F
TLFR-3696	TLF-26	142	99	2042	2304	C/F	C/F	3202	3656	C/F

[√] W-12 Framed Edge.

Wood edges and veneers available in Red Oak, Maple, Mahogany, Walnut and Cherry.

Berco Customer Service (888) 772-4788

Vinyl, PVC, or Wood Comfort Edge Laminate

Wood	Comfort Edges		
Euro Wood	Textured Tough Edge 3 Sides PVC	Wood W/PVC 3 Sides (E10 Ebony PVC Only)	Wood W/3MM 3 Sides
			
W-22 *	TC-9	WC-9	WC-11
1-1/4"	2"x1-1/4"	2"x1-1/4"	2"x1-1/4"

* RMP - Folding Modesty Panel with laminate and PVC edge - standard.

RMP with wood edge - Add \$103
RMP with veneer and wood edge - Add \$383

Special Stain: Sample must be provided - Add \$553 Per Order

	Page
Table Specifications	88
How to Order	89
Surface Selections	198
Edge Specifications	199-205
Finish Selections	207
Table and Base Options	208-219
Power & Data Options	214-217
Design Data	220-227

Options - Add To List Price

List Price Textured Pedestal Finishes				RMP*	Casters	Light Weight Top	Table Locks "A"
\$1389	\$1274	\$1502	\$1638	\$277	\$200	\$104	\$63 Per Lock Factory Installed Please Provide Table Layout Drawing Or See Page 218 For Table Configurations Recommended For Flat Edges Only W-16, W-12, W-17, W-22, WC-9, TC-9, WC-11 Hardware only For Field Installation \$39
1551	1324	1582	1719	317	200	104	
1673	1423	1664	1841	349	200	180	
1820	N/A	1732	1937	383	200	180	
1477	1271	1564	1743	277	200	104	
1640	1389	1674	1852	317	200	149	
1865	1514	1770	1933	349	200	180	
2155	N/A	1864	2029	383	200	180	
1517	N/A	1661	1783	277	200	149	
1749	N/A	1728	1891	317	200	180	
2096	N/A	1823	2001	349	200	180	
2196	N/A	1933	2109	383	200	180	
\$2258	\$2803	N/A	N/A	\$317	\$200	\$180	
2545	3188	N/A	N/A	349	200	180	
2734	3442	N/A	N/A	383	200	180	

For additional top sizes see pages 176-197.

* W-22 available only in Natural finish.

Thirty (30) Year Warranty

TITAN Tables

Tubular Steel Leg

Titan Tables are manufactured with Berco's goal of quality and value and are ideally suited for use in a myriad of settings including corporate training rooms, cafeterias, educational settings and healthcare environments. Your choice of options make our Titan tables adapt to your specific requirements.

Table Height

All tables are 29" overall height within industry tolerances, including top and legs. Special heights are available.

Table Assembly

All stationary and folding tables come equipped with Phillips wood screws for attaching leg to table top. All folding tables have legs factory installed at no additional charge.

Table Top Specifications

Laminate Tops: Standard core is 1-1/8" thick 45# industrial grade particleboard. Tops are laminated under continuous pressure using cold PVA glue with HPL laminate and balanced with backing sheet. Standard laminate selections include Formica, Wilsonart, Nevamar and Pionite. Please consult Customer Service for pricing and availability for other brands of laminates.

Veneer Tops: Veneer is 0.025" thick, select quality, rotary cut or plain sliced. All faces are book matched and balanced. Panels are backed with a commercial balanced backer. Veneer tops are finished with a multicoated system of catalyzed, semi-gloss varnish.

Lightweight Tops: Our lightweight solid core material is 1-1/8" thick, and available on stationary and folding tables at an additional charge. These tops are approximately 30% lighter than our standard tops.

Edging: Offered in a variety of edge styles including self-edge, vinyl, PVC, and wood. Please refer to page 199 for vinyl and PVC colors, and page 202 for wood finishes.

Table Leg Specifications

Finishes: Available in 40+ standard resin powder coat finishes. Chrome plated and simulated metallic finishes are offered at an additional charge. Our unique mechanical construction enables a flawless seam when mixing column finishes with any base finish. Custom finishes available. Please contact Customer Service for quotation.

Glides and Casters: All tables are equipped with 1" diameter stainless steel, rubber cushioned glides with 1" long stem secured with full threaded rivets to maintain stability. Optional styles of glides and casters available at an upcharge. Please refer to page 213 for styles and pricing.

Titan Folding Table Leg Specifications

Our patented spring loaded folding mechanism is fully riveted to a steel mounting plate. Vinyl bumpers are integrated into the mechanism allowing for a non-marring, 3-1/2" stacking height. Equipped with molded release handle, teal covered for easy identification. Integral catch holds leg in folded position.

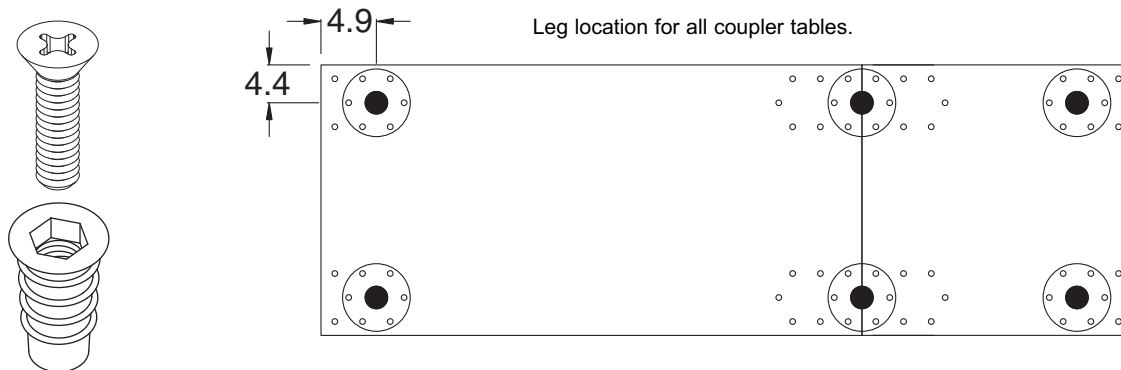
Titan Coupler

Titan Coupler tables utilize a system of threaded metal inserts in a specific pattern to allow the legs to be shared. The position of these inserts must be precise in order for the system to function properly. Berco utilizes a computer directed machine (CNC) to place these inserts so the accuracy is insured. The number of possible arrangements of Coupler tables is limited only by your imagination.

The Titan Coupler Table collection has been designed with flexibility and quality in mind. The table legs are not fixed into the table top, but easily removed and exchanged using machined screws or threaded thumb screws. With only few maneuvers, a single table can be transformed into a configuration to meet your needs and can be spontaneously extended, re-grouped or split according to your room changing requirement.

Titan Table Options

There are several options available on Titan stationary and folding tables. For detailed specifications on available options, please refer to Options Specifications on page 208-219.



Ordering Instructions for Titan Tables

Specify the table to be ordered using the following method:

1. Select **Table Model Number** TS-42
2. Select Top **Edge Profile** W22
3. Select Edge **Color/Name or Wood Finish** Natural
 3a. Indicate **Wood Species** Euro Wood
4. Select **Top Surface** – include
 4a. Manufacturer Wilsonart
 4b. Number and Finish 1573-60
 4c. Description Frosty White
5. Select **Pedestal Finish** – include
 5a. Color Number S10
 5b. Color Name Ebony
6. Select Any Applicable **Options** Casters

Refer to add-on options listed for each table model and pages 208-219 for additional options

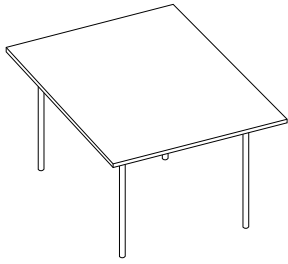
Powder Coat Finishes

Berco powder coating is a four step process: degreasing, conversion coating, electrostatic powder application, and oven curing above 350 degrees F. All powder coatings are epoxy resin formulations providing a very durable and hard finish.

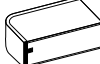

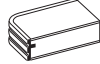


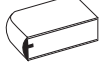


Textured Finishes		Metallic Finishes		Smooth Finishes		Chrome Finishes	
T01	Quartzite	M24	Chrometal	S10	Ebony	C10	Bright Chrome
T02	Speckled Salt	M33	Titanium	S11	Snow	C29	Satin Chrome
T03	Shubi Oxide	M34	Pewter	S14	Cappuccino		
T04	Dusty Ash	M35	Champagne	S15	Graphite		
T05	Black Wrinkle	M36	Cinnamon Sparkle	S18	Gray Luster		
T06	Brown Wrinkle	M37	Volcanic Bronze	S19	Mink		
T07	Winter Sky	M38	Gunmetal	S20	Monument Grey		
T08	Wahelo Red	M39	Moonlit Silver	S21	Tranquil		
T09	Grazor	M40	Oyster Pearl	S22	Caramello		
T12	Battleship Grey	M41	Pumice Stone	S23	Jet Black		
T13	Blue Montrose	M42	Pyrite	S24	Maritime		
T16	Charcoal Wrinkle			S25	Patriot Blue		
T17	Platinum Wrinkle			S26	Bonzai		
T32	Smoketone			S27	Nutmeg		
T37	Graytone			S28	Dusk		
				S29	Sky Grey		
				S30	Bittersweet		
				S31	Signature Purple		
				S32	Wasabi		

TITAN Stationary Tables

Tubular Steel Leg

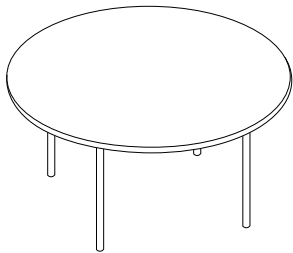


High Pressure Laminate Surface
Edge Style, Type and Size

Self	Vinyl T-Mold	Specialty PVC	
	 L-21		
 1/16"x1-1/4" L-10	 L-18	 L-23	
 P-12	 L-15	 L-20	 P-14
1/8"x1-1/4"	1/4"x1-1/4"	1/4"x1-3/4"	2mmx1-1/4"

Titan Tables

Table Model	Leg Model	Leg Tubing Style	List Price			
			Textured & Smooth Pedestal Finishes			
TS-4242	92S	2"	\$916	\$918	\$1044	\$961
TS-4848	92S	2"	952	955	1090	999
TS-6060	92S	2"	1480	1483	1773	1555



TS-36	92S	2"	\$753	\$752	\$835	\$791
TS-42	92S	2"	947	946	1076	994
TS-48	92S	2"	1034	1033	1173	1085
TS-60	92S	2"	1456	1455	1716	1529
TS-72 **	92S	2"	2132	2129	2558	2238

ADD 7% TO PRICES

† Shipped as a one piece top with center seam.

Berco Customer Service (888) 772-4788

Self, Vinyl, and PVC Laminate

For wood edge tables see pages 116-121.

Table Specifications	110
How to Order	111
Surface Selections	198
Edge Specifications	199-205
Pedestal Finish Selections	207
Table and Base Options	208-219
Power & Data Options	214-217
Design Data	220-227

Options - Add To List Price

Chrome	Metallic	Special Height	3" dia. Leg	Casters	Table Locks "A"
\$80	\$56	\$196	\$128	\$200	\$63 Per Lock Factory Installed Please Provide Table Layout Drawing Or See Page 218 For Table Configurations Recommended For Flat Edges Only L-10, L-18, L-20, L-21, P-12, P-14. Hardware only For Field Installation \$39
80	56	196	128	200	
80	56	196	128	200	
\$80	\$56	\$196	\$128	\$200	Hardware only For Field Installation \$39
80	56	196	128	200	
80	56	196	128	200	
80	56	196	128	200	
80	56	196	128	200	

Titan Tables

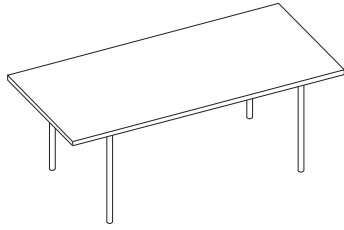
ADD 7% TO PRICES

For additional top sizes see pages 176-197.


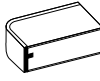





Thirty (30) Year Warranty

TITAN Stationary Tables

Tubular Steel Leg

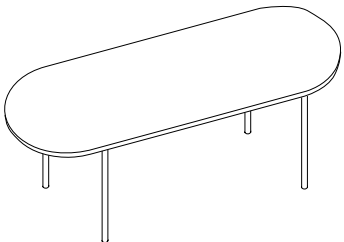


High Pressure Laminate Surface
Edge Style, Type and Size

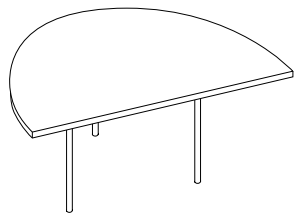
Self	Vinyl T-Mold		Specialty PVC
 1/16"x1-1/4" L-10	 L-21	 L-23	
 P-12	 L-18	 L-20	 P-14
1/8"x1-1/4"	1/4"x1-1/4"	1/4"x1-3/4"	2mmx1-1/4"

Titan Tables

Table Model	Leg Model	Leg Tubing Style	List Price Textured & Smooth Pedestal Finishes			
TS-3060	92S	2"	\$817	\$820	\$922	\$858
TS-3072	92S	2"	906	908	1030	950
TS-3084	92S	2"	1003	1005	1153	1052
TS-3096	92S	2"	1108	1111	1285	1163
TS-3660	92S	2"	907	909	1034	953
TS-3672	92S	2"	958	961	1094	1006
TS-3684	92S	2"	1176	1178	1369	1235
TS-3696	92S	2"	1290	1293	1511	1355
TS-4284	92S	2"	1369	1373	1612	1438
TS-4296	92S	2"	1530	1533	1812	1606
TS-4884	92S	2"	1531	1533	1812	1607
TS-4896	92S	2"	1658	1661	1974	1740



TSR-3060	92S	2"	C/F	\$1185	\$1323	C/F
TSR-3672	92S	2"	C/F	1231	1377	C/F
TSR-3684	92S	2"	C/F	1428	1644	C/F
TSR-3696	92S	2"	C/F	1635	1893	C/F
TSR-4284	92S	2"	C/F	1549	1744	C/F
TSR-4296	92S	2"	C/F	1783	2102	C/F
TSR-4896	92S	2"	C/F	1904	2212	C/F



TSH-2448	92S	2"	\$680	\$679	\$790	\$714
TSH-3060	92S	2"	797	796	941	838
TSH-3672	92S	2"	966	963	1159	1014

Berco Customer Service (888) 772-4788

Self, Vinyl, and PVC Laminate

For wood edge tables see pages 116-121.

Table Specifications	110
How to Order	111
Surface Selections	198
Edge Specifications	199-205
Pedestal Finish Selections	207
Table and Base Options	208-219
Power & Data Options	214-217
Design Data	220-227

Options - Add To List Price

Chrome	Metallic	Special Height	3" dia. Leg	Casters	Table Locks "A"
\$80	\$56	\$196	\$128	\$200	\$63 Per Lock Factory Installed Please Provide Table Layout Drawing Or See Page 218 For Table Configurations Recommended For Flat Edges Only L-10, L-18, L-20, L-21, P-12, P-14. Hardware only For Field Installation \$39
80	56	196	128	200	
80	56	196	128	200	
80	56	196	128	200	
80	56	196	128	200	
80	56	196	128	200	
80	56	196	128	200	
80	56	196	128	200	
80	56	196	128	200	
80	56	196	128	200	
80	56	196	128	200	
80	56	196	128	200	
80	56	196	128	200	
80	56	196	128	200	
\$80	\$56	\$196	\$128	\$200	
80	56	196	128	200	
80	56	196	128	200	
80	56	196	128	200	
80	56	196	128	200	
80	56	196	128	200	
80	56	196	128	200	
80	56	196	128	200	
\$60	\$39	\$147	\$96	\$150	
60	39	147	96	150	
60	39	147	96	150	

Titan Tables

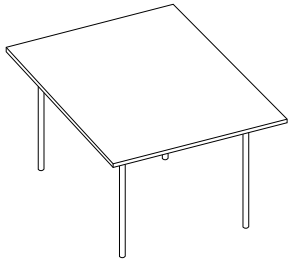
ADD 7% TO PRICES

For additional top sizes see pages 176-197.

Thirty (30) Year Warranty

TITAN Stationary Tables

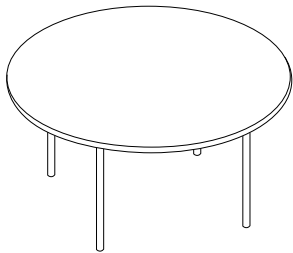
Tubular Steel Leg



High Pressure Laminate Surface			Veneer Surface (V)		
Edge Style, Type and Size			Edge Style, Type and Size		
Wood			Wood/Veneer		
	W-23			V-23	
	W-18	W-19		V-18	V-19
W-12 ††	W-16	W-17	V-12 ††	V-16	V-17
1/8"x1-1/4"	1-1/4"x1-1/4"	1-1/4"x1-3/4"	1/8"x1-1/4"	1-1/4"x1-1/4"	1-1/4"x1-3/4"

Titan Tables

Table Model	Leg Model	Leg Tubing Style	List Price					
			Textured & Smooth Pedestal Finishes					
TS-4242	92S	2"	\$1177	\$1489	\$1596	\$2015	\$2120	\$2242
TS-4848	92S	2"	1217	1662	1787	2228	2332	2475
TS-6060	92S	2"	N/A	2142	2474	2717	2852	3034



TS-36	92S	2"	\$1253	\$1388	\$1483	\$1864	\$1950	\$2066
TS-42	92S	2"	1565	1771	1904	2205	2309	2452
TS-48	92S	2"	1728	1912	2056	2437	2558	2717
TS-60	92S	2"	2173	2578	2795	2836	2987	3176
TS-72 **	92S	2"	2930	3840	4183	5642	5959	6365

ADD 7% TO PRICES

†† W-12 / V-12 Framed Edge. † Shipped as a one piece top with center seam.
Wood edges and veneers available in Red Oak, Maple, Mahogany, Walnut and Cherry. Warranty 1 year on veneer tops.

Wood Edge Laminate or Veneer

For self, vinyl, and PVC edge tables see pages 112-115.

Special Stain: Sample must be provided - Add \$553 Per Order

Table Specifications	110
How to Order	111
Surface Selections	198
Edge Specifications	199-205
Pedestal Finish Selections	207
Table and Base Options	208-219
Power & Data Options	214-217
Design Data	220-227

Options - Add To List Price

Chrome	Metallic	Special Height	3" dia. Leg	Casters	Table Locks "A"
\$80	\$56	\$196	\$128	\$200	\$63 Per Lock Factory Installed Please Provide Table Layout Drawing Or See Page 218 For Table Configurations Recommended For Flat Edges Only W-16, W-17, W-12, V-16, V-17, V-12
80	56	196	128	200	
80	56	196	128	200	
\$80	\$56	\$196	\$128	\$200	Hardware only For Field Installation \$39
80	56	196	128	200	
80	56	196	128	200	
80	56	196	128	200	
80	56	196	128	200	

Titan Tables

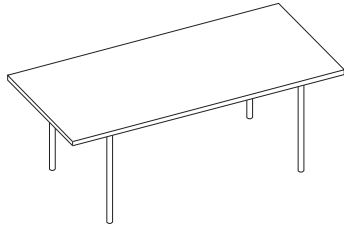
ADD 7% TO PRICES

For additional top sizes see pages 176-197.

Thirty (30) Year Warranty

TITAN Stationary Tables

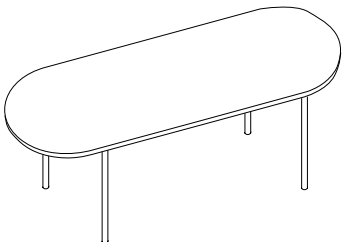
Tubular Steel Leg



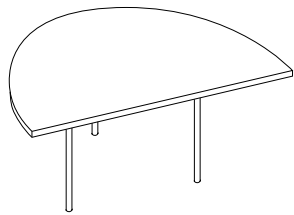
High Pressure Laminate Surface			Veneer Surface (V)		
Edge Style, Type and Size			Edge Style, Type and Size		
Wood			Wood/Veneer		
W-23	W-18	W-19	V-23	V-18	V-19
W-12 ††	W-16	W-17	V-12 ††	V-16	V-17
1/8"x1-1/4"	1-1/4"x1-1/4"	1-1/4"x1-3/4"	1/8"x1-1/4"	1-1/4"x1-1/4"	1-1/4"x1-3/4"

Titan Tables

Table Model	Leg Model	Leg Tubing Style	List Price					
			Textured & Smooth Pedestal Finishes					
TS-3060	92S	2"	\$1052	\$1344	\$1438	\$1994	\$2092	\$2214
TS-3072	92S	2"	1194	1464	1567	2181	2293	2431
TS-3084	92S	2"	1503	1733	1865	2431	2554	2714
TS-3096	92S	2"	1588	2080	2245	2742	2887	3068
TS-3660	92S	2"	1148	1455	1558	2415	2545	2699
TS-3672	92S	2"	1290	1594	1710	2514	2639	2805
TS-3684	92S	2"	1555	2008	2170	2799	2946	3128
TS-3696	92S	2"	1625	2129	2300	3048	3207	3409
TS-4284	92S	2"	1710	2452	2656	3064	3229	3434
TS-4296	92S	2"	1795	2742	2976	3409	3590	3824
TS-4884	92S	2"	2104	2560	2774	3275	3455	3675
TS-4896	92S	2"	2305	2803	3041	3651	3847	4096



TSR-3060	92S	2"	C/F	\$1891	\$2039	\$3375	\$3562	\$3791
TSR-3672	92S	2"	C/F	2204	2618	3677	3878	4130
TSR-3684	92S	2"	C/F	2548	2961	3949	4164	4438
TSR-3696	92S	2"	C/F	2774	3221	4315	4560	4862
TSR-4284	92S	2"	C/F	2950	3221	4452	4703	5012
TSR-4296	92S	2"	C/F	3234	3470	4977	5257	5607
TSR-4896	92S	2"	C/F	3330	3677	6094	6441	6885



TSH-2448	92S	2"	\$1258	\$1404	\$1512	\$2613	\$2505	\$2671
TSH-3060	92S	2"	1480	1739	1880	2821	2709	2887
TSH-3672	92S	2"	1873	2121	2300	3646	3492	3729

†† W-12 / V-12 Framed Edge.
 Wood edges and veneers available in Red Oak, Maple, Mahogany, Walnut and Cherry. Warranty 1 year on veneer tops.

Berco Customer Service (888) 772-4788

Wood Edge Laminate or Veneer

For self, vinyl, and PVC edge tables see pages 112-115.

Special Stain: Sample must be provided - Add \$553 Per Order

Table Specifications	110
How to Order	111
Surface Selections	198
Edge Specifications	199-205
Pedestal Finish Selections	207
Table and Base Options	208-219
Power & Data Options	214-217
Design Data	220-227

Options - Add To List Price

Chrome	Metallic	Special Height	3" dia. Leg	Casters	Table Locks "A"
\$80	\$56	\$196	\$128	\$200	\$63 Per Lock Factory Installed Please Provide Table Layout Drawing Or See Page 218 For Table Configurations Recommended For Flat Edges Only W-16, W-17, W-12, V-16, V-17, V-12 Hardware only For Field Installation \$39
80	56	196	128	200	
80	56	196	128	200	
80	56	196	128	200	
80	56	196	128	200	
80	56	196	128	200	
80	56	196	128	200	
80	56	196	128	200	
80	56	196	128	200	
80	56	196	128	200	
80	56	196	128	200	
80	56	196	128	200	
80	56	196	128	200	
80	56	196	128	200	
\$80	\$56	\$196	\$128	\$200	
80	56	196	128	200	
80	56	196	128	200	
80	56	196	128	200	
80	56	196	128	200	
80	56	196	128	200	
80	56	196	128	200	
\$60	\$39	\$147	\$96	\$150	
60	39	147	96	150	
60	39	147	96	150	

Titan Tables

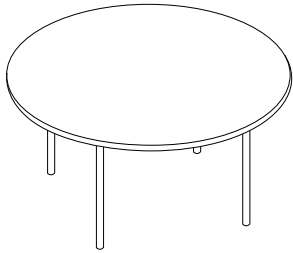
ADD 7% TO PRICES

For additional top sizes see pages 176-197.

Thirty (30) Year Warranty

TITAN Folding Tables

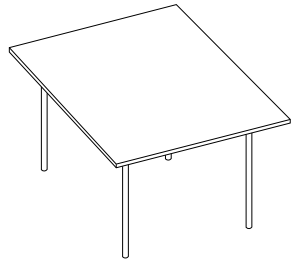
Tubular Steel Leg



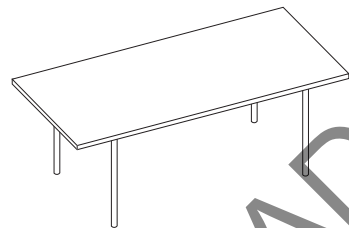
High Pressure Laminate Surface						
Edge Style, Type and Size						
Vinyl T-Mold		Rigid PVC	Wood			Specialty PVC
L-21				W-23		
L-18	L-23			W-18	W-19	
L-15	L-20	P-12	W-12 ††	W-16	W-17	P-14
1/4"x1-1/4"	1/4"x1-3/4"	1/8"x1-1/4"	1/8"x1-1/4"	1-1/4"x1-1/4"	1-1/4"x1-3/4"	2mmx1-1/4"

Titan Tables

Table Model	Leg Model	Leg Tubing Style	Unpacked Weight		List Price						
			Standard	Light Weight	Textured & Smooth Pedestal Finishes						
TF-48	EF-1	2"	93 lbs	68 lbs	\$1893	\$2033	\$1894	\$2589	\$2772	\$2916	\$1989
TF-60	EF-1	2"	131	91	2315	2577	2316	3034	3438	3655	2433
TF-72 **	EF-1	2"	N/A	120	2989	3419	2992	3790	4700	5043	3142



TF-4242	EF-1	2"	91 lbs	67 lbs	\$1778	\$1904	\$1776	\$2038	\$2349	\$2456	\$1865
TF-4848	EF-1	2"	111	79	1815	1951	1812	2078	2523	2647	1903
TF-6060	EF-1	2"	159	109	2344	2633	2340	C/F	3002	3334	2458



TF-3060	EF-1	2"	93 lbs	68 lbs	\$1681	\$1783	\$1677	\$1913	\$2205	\$2298	\$1762
TF-3072	EF-1	2"	106	76	1769	1890	1765	2054	2324	2427	1854
TF-3084	EF-1	2"	119	84	1865	2014	1863	2363	2593	2726	1956
TF-3096	EF-1	2"	133	93	1970	2144	1968	2449	2940	3105	2067
TF-3660	EF-1	2"	106	76	1770	1894	1767	2008	2315	2418	1855
TF-3672	EF-1	2"	122	86	1821	1954	1818	2150	2454	2570	1910
TF-3684	EF-1	2"	138	96	2039	2230	2037	2415	2869	3029	2139
TF-3696	EF-1	2"	154	106	2153	2372	2150	2485	2989	3161	2258
TF-4284	EF-1	2"	157	108	2591	2831	2589	2930	3672	3875	2718
TF-4296	EF-1	2"	174	119	2752	3031	2748	3013	3960	4195	2885
TF-4884	EF-1	2"	174	119	2752	3031	2749	3322	3778	3993	2887
TF-4896	EF-1	2"	195	133	2880	3192	2876	3523	4021	4260	3021

† Shipped as a one piece top with center seam. †† W-12 Framed Edge.
Wood edges available in Red Oak, Maple, Mahogany, Walnut and Cherry.

Berco Customer Service (888) 772-4788

PVC, Vinyl, and Wood Edge Laminate

* RMP / FMP - Removable / Folding Modesty Panel with laminate and PVC edge - standard.
 RMP with wood edge - Add \$103
 RMP with veneer and wood edge - Add \$383

Special Stain: Sample must be provided - Add \$553 Per Order

Table Specifications 110
 How to Order 111
 Surface Selections 198
 Edge Specifications 199-205
 Pedestal Finish Selections 207
 Table and Base Options 208-219
 Power & Data Options 214-217
 Design Data 220-227

Options - Add To List Price

Chrome	Metallic	Special Height	FMP*	RMP*	Casters	Light Weight Top	Table Locks "A"
\$168	\$111	\$196	N/A	N/A	\$200	\$180	\$63 Per Lock Factory Installed Please Provide Table Layout Drawing Or See Page 218 For Table Configurations Recommended For Flat Edges Only L-18,L-20, L-21, P-12, P-14, W-12, W-16. Hardware only For Field Installation \$39
168	111	196	N/A	N/A	200	192	
168	111	196	N/A	N/A	200	N/A	
\$168	\$111	\$196	N/A	N/A	\$200	\$180	
168	111	196	N/A	N/A	200	180	
168	111	196	N/A	N/A	200	192	
\$168	\$111	\$196	\$301	\$276	\$200	\$104	
168	111	196	341	317	200	149	
168	111	196	373	349	200	180	
168	111	196	408	383	200	180	
168	111	196	301	276	200	149	
168	111	196	341	317	200	180	
168	111	196	373	349	200	180	
168	111	196	408	383	200	180	
168	111	196	373	349	200	358	
168	111	196	408	383	200	358	
168	111	196	373	349	200	358	
168	111	196	408	383	200	358	
168	111	196	373	349	200	358	
168	111	196	408	383	200	358	

Titan Tables

ADD 7% TO PRICES

For additional top sizes see pages 176-197.

Thirty (30) Year Warranty

Excaliber and Olympia Tables were developed to offer you Quality and Styling. Stationary Pedestals made of Flat Solid Steel allow the ultimate in a base foundation with unparalleled durability. Folding aluminum legs are constructed with lightweight solid aluminum combined with our patented folding mechanism.

Table Height

All tables are 29" overall height within industry tolerances, including top and pedestal. Special heights are available.

Table Assembly

All stationary and flip top tables come equipped with Phillips wood screws for attaching pedestal to table top. All folding tables have legs factory installed at no additional charge. Shipped fully assembled and packaged individually. Flip-Top Tables: Pedestals and top shipped separately.

Table Top Specifications

Laminate Tops: Standard core is 1-1/8" thick 45# industrial grade particleboard. Tops are laminated under continuous pressure using cold PVA glue with HPL laminate and balanced with backing sheet. Standard laminate selections include Formica, Wilsonart, Nevamar and Pionite. Please consult Customer Service for pricing and availability for other brands of laminates.

Veneer Tops: Veneer is 0.025" thick, select quality, rotary cut or plain sliced. All faces are book matched and balanced. Panels are backed with a commercial balanced backer. Veneer tops are finished with a multicoated system of catalyzed, semi-gloss varnish.

Lightweight Tops: Our lightweight solid core material is 1-1/8" thick, and available on stationary and folding tables at an additional charge. These tops are approximately 30% lighter than our standard tops.

Edging: Offered in a variety of edge styles including self-edge, vinyl, PVC, and wood. Please refer to page 199 for vinyl and PVC colors, and page 202 for wood finishes.

Table Pedestal Specifications

Finishes: Available in 40+ standard resin powder coat finishes. Chrome plated and simulated metallic finishes are offered at an additional charge. Our unique mechanical construction enables a flawless seam when mixing column finishes with any base finish. Custom finishes available. Please contact Customer Service for quotation.

Glides and Casters: All tables are equipped with 1" diameter stainless steel, rubber cushioned glides with 1/2" long stem, fully threaded into solid steel base. Optional styles of glides and casters available at an upcharge. Please refer to page 213 for styles and pricing.

Stationary Table Pedestals Constructed of cold finished flat solid steel 3/4" x 2-1/4". Fully TIG welded for maximum support. Smaller pedestals equipped with powder coated 10" locking cast spider; larger pedestals equipped with cast spider, machined for column recess to insure levelness. 2" diameter (14 gauge) and 3" diameter (16 gauge) lathe cut columns constructed from welded, cold rolled flash controlled tubing. Factory assembled with 1/2"-13 threaded steel rod and flange nut at 60 ft/lb torque. Standard with square ends. Radius and beveled ends are available at an additional charge.

Excaliber/Olympia Folding Table Leg Specifications Our patented spring loaded folding mechanism is fully riveted to a steel mounting plate. Vinyl bumpers are integrated into the mechanism allowing for a non-marring, 3-1/2" stacking height. Equipped with molded release handle, teal covered for easy identification. Integral catch holds leg in folded position. Folding legs are constructed of 3/4" x 2" solid aluminum bar. Column is 2" diameter steel tube, permanently bolted to the base and fully TIG welded to the folding mechanism.

Excaliber/Olympia Table Options

There are several options available on Excaliber and Olympia tables. For detailed specifications on available options, please refer to Options Specifications on page 208-219.

Ordering Instructions for Excaliber and Olympia Tables

Specify the table to be ordered using the following method:

1. Select **Table Model Number** XFR-3072
2. Select Top **Edge Profile** L21
3. Select **Edge Color/Name or Wood Finish** E10 Ebony
 - 3a. Indicate **Wood Species**
4. Select **Top Surface** – include
 - 4a. Manufacturer Wilsonart
 - 4b. Number and Finish 4822-60
 - 4c. Description Beryl Brush
5. Select **Pedestal Finish** – include
 - 5a. Color Number S11
 - 5b. Color Name Snow
6. Select Any Applicable **Options** Radius Ends

Refer to add-on options listed for each table model and pages 208-219 for additional options

Powder Coat Finishes

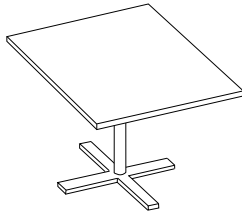
Berco powder coating is a four step process: degreasing, conversion coating, electrostatic powder application, and oven curing above 350 degrees F. All powder coatings are epoxy resin formulations providing a very durable and hard finish.

Textured Finishes		Metallic Finishes		Smooth Finishes		Chrome Finishes	
T01	Quartzite	M24	Chrometal	S10	Ebony	C10	Bright Chrome
T02	Speckled Salt	M33	Titanium	S11	Snow	C29	Satin Chrome
T03	Shubi Oxide	M34	Pewter	S14	Cappuccino		
T04	Dusty Ash	M35	Champagne	S15	Graphite		
T05	Black Wrinkle	M36	Cinnamon Sparkle	S18	Gray Luster		
T06	Brown Wrinkle	M37	Volcanic Bronze	S19	Mink		
T07	Winter Sky	M38	Gunmetal	S20	Monument Grey		
T08	Wahelo Red	M39	Moonlit Silver	S21	Tranquil		
T09	Grazor	M40	Oyster Pearl	S22	Caramello		
T12	Battleship Grey	M41	Pumice Stone	S23	Jet Black		
T13	Blue Montrose	M42	Pyrite	S24	Maritime		
T16	Charcoal Wrinkle			S25	Patriot Blue		
T17	Platinum Wrinkle			S26	Bonzai		
T32	Smoketone			S27	Nutmeg		
T37	Graytone			S28	Dusk		
				S29	Sky Grey		
				S30	Bittersweet		
				S31	Signature Purple		
				S32	Wasabi		

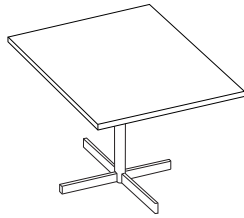
EXCALIBER / OLYMPIA Tables

Solid Steel Pedestals

Excaliber

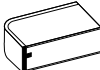

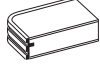


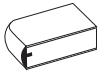




Olympia

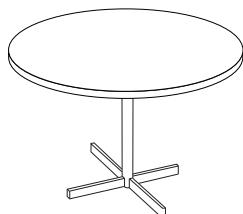
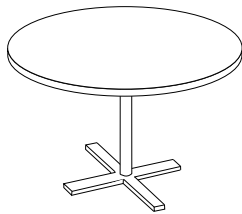


High Pressure Laminate Surface

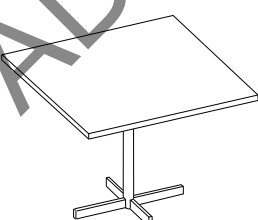
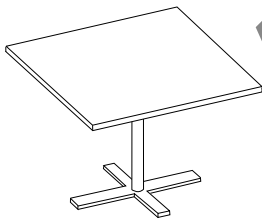
Edge Style, Type and Size

Self	Vinyl T-Mold	Specialty PVC	
	 L-21		
 1/16"x1-1/4" L-10	 L-18	 L-23	
 P-12	 L-15	 L-20	 P-14
1/8"x1-1/4"	1/4"x1-1/4"	1/4"x1-3/4"	2mmx1-1/4"

Excaliber Table Model	Olympia Table Model	Excaliber Base Model	Olympia Base Model	List Price Textured & Smooth Pedestal Finishes			
XS-2424	OS-2424	852D-20	872D-20	\$649	\$650	\$698	\$681
XS-3030	OS-3030	852D-26	872D-26	756	758	824	793
XS-3636	OS-3636	853D-30	873D-30	1030	1031	1116	1082
XS-4242	OS-4242	853D-36	873D-36	1269	1271	1399	1332
XS-4848	OS-4848	852D-36-4	872D-36-4	1539	1543	1681	1617
XS-6060	OS-6060	852D-42-4	872D-36-4	2157	2159	2455	2265



Excaliber Table Model	Olympia Table Model	Excaliber Base Model	Olympia Base Model	List Price Textured & Smooth Pedestal Finishes			
XS-24	OS-24	852D-20	872D-20	N/A	\$674	\$732	N/A
XS-30	OS-30	852D-26	872D-26	774	772	842	812
XS-36	OS-36	853D-30	873D-30	1032	1031	1116	1084
XS-42	OS-42	853D-30	873D-30	1230	1229	1361	1291
XS-48	OS-48	853D-36	873D-36	1389	1387	1530	1457
XS-54	OS-54	852D-36-4	872D-36-4	1949	1948	2187	2046
XS-60	OS-60	852D-36-4	872D-36-4	2053	2052	2318	2157
XS-72**	OS-72**	852D-42-4	872D-42-4	2820	2818	3254	2961



Excaliber Table Model	Olympia Table Model	Excaliber Base Model	Olympia Base Model	List Price Textured & Smooth Pedestal Finishes			
XSX-2430	OSX-2430	852D-2026	872D-2026	\$740	\$741	\$806	\$777
XSX-2436	OSX-2436	852D-2026	872D-2026	762	764	832	800
XSX-3042	OSX-3042	853D-2630	873D-2630	992	995	1076	1042
XSX-3642	OSX-3642	853D-3036	873D-3036	1117	1118	1217	1172

† Shipped as a one piece top with center seam.

Berco Customer Service (888) 772-4788

Self, Vinyl, and PVC Edge Laminate Surface

For wood edge table see pages 128-133.

	Page
Table Specifications	122
How to Order	123
Surface Selections	198
Edge Specifications	199-205
Finish Selections	207
Table and Base Options	208-219
Power & Data Options	214-217
Design Data	220-227

Options - Add To List Price

Chrome	Metallic	2nd Finish	Flip Top	Special Height	Radius or Beveled Ends	Equalizer Glides	Casters	Table Locks "A"
\$109	\$73	N/C	\$94	\$49	\$124	\$36	\$200	\$63 Per Lock Factory Installed Please Provide Table Layout Drawing Or See Page 218 For Table Configurations Recommended For Flat Edges Only L-10, L-18, L-20, L-21, P-12, P-14. Hardware only For Field Installation \$39
109	73	N/C	94	49	124	36	200	
109	73	N/C	94	64	124	36	200	
109	73	N/C	94	64	124	36	200	
192	128	N/C	N/A	194	124	36	200	
192	128	N/C	N/A	194	124	36	200	
\$109	\$73	N/C	\$94	\$49	\$124	\$36	\$200	
109	73	N/C	94	49	124	36	200	
109	73	N/C	94	64	124	36	200	
109	73	N/C	94	64	124	36	200	
192	73	N/C	N/A	194	124	36	200	
192	128	N/C	N/A	194	124	36	200	
\$109	\$73	N/C	\$94	\$49	\$124	\$36	\$200	
109	73	N/C	94	49	124	36	200	
109	73	N/C	94	64	124	36	200	
109	73	N/C	94	64	124	36	200	

Excaltiber / Olympia

ADD 7% TO PRICES

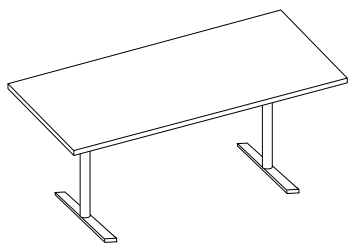
For additional top sizes see pages 176-197.

Thirty (30) Year Warranty

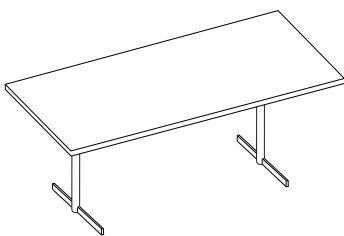
EXCALIBER / OLYMPIA Tables

Solid Steel Pedestals

Excaliber

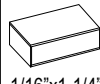
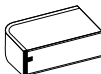
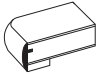
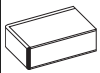
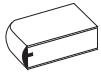
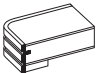
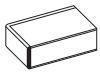


Olympia



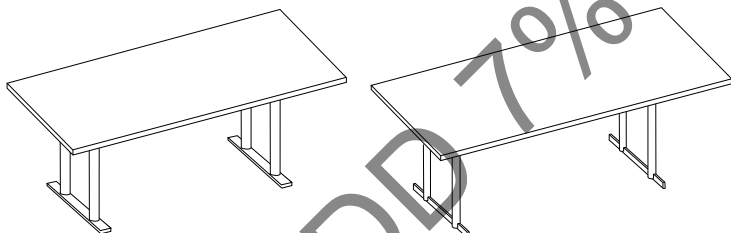
High Pressure Laminate Surface

Edge Style, Type and Size

Self	Vinyl T-Mold	Specialty PVC	
			
L-10	L-18	L-23	
			
P-12	L-15	L-20	P-14
1/8"x1-1/4"	1/4"x1-1/4"	1/4"x1-3/4"	2mmx1-1/4"

Excaliber Table Model	Olympia Table Model	Excaliber Base Model	Olympia Base Model	List Price Textured & Smooth Pedestal Finishes			
XS-1848	OS-1848	852D-16EB	872D-16EB	\$870	\$871	\$948	\$913
XS-1860	OS-1860	852D-16EB	872D-16EB	915	916	1006	960
XS-1872	OS-1872	852D-16EB	872D-16EB	933	972	1073	1018
XS-1884	OS-1884	852D-16EB	872D-16EB	1057	1061	1185	1111
XS-1896	OS-1896	852D-16EB	872D-16EB	1150	1153	1301	1208
XS-2448	OS-2448	852D-20EB	872D-20EB	936	938	1017	983
XS-2460	OS-2460	852D-20EB	872D-20EB	979	981	1071	1028
XS-2472	OS-2472	852D-20EB	872D-20EB	1094	1096	1214	1148
XS-2484	OS-2484	852D-20EB	872D-20EB	1165	1167	1303	1222
XS-2496	OS-2496	852D-20EB	872D-20EB	1334	1336	1513	1400
XS-3048	OS-3048	852D-26EB	872D-26EB	1078	1080	1167	1133
XS-3060	OS-3060	852D-26EB	872D-26EB	1129	1133	1236	1186
XS-3072	OS-3072	852D-26EB	872D-26EB	1220	1222	1346	1281
XS-3084	OS-3084	852D-26EB	872D-26EB	1318	1320	1472	1383
XS-3096	OS-3096	852D-26EB	872D-26EB	1425	1428	1604	1497

Excaliber / Olympia



XS-3648	OS-3648	852D-30EB-2	872D-30EB-2	\$1555	\$1558	\$1673	\$1633
XS-3660	OS-3660	852D-30EB-2	872D-30EB-2	1597	1600	1727	1677
XS-3672	OS-3672	852D-30EB-2	872D-30EB-2	1650	1652	1788	1733
XS-3684	OS-3684	852D-30EB-2	872D-30EB-2	1872	1874	2069	1965
XS-3696	OS-3696	852D-30EB-2	872D-30EB-2	1988	1990	2213	2087
XS-4248	OS-4248	852D-30EB-2	872D-30EB-2	1643	1646	1785	1726
XS-4260	OS-4260	852D-30EB-2	872D-30EB-2	1698	1701	1852	1783
XS-4272	OS-4272	852D-30EB-2	872D-30EB-2	1940	1943	2156	2038
XS-4284	OS-4284	852D-30EB-2	872D-30EB-2	2069	2071	2316	2172
XS-4296	OS-4296	852D-30EB-2	872D-30EB-2	2231	2235	2519	2343
XS-4872	OS-4872	852D-36EB-2	872D-36EB-2	2143	2146	2390	2250
XS-4884	OS-4884	852D-36EB-2	872D-36EB-2	2307	2309	2593	2422
XS-4896	OS-4896	852D-36EB-2	872D-36EB-2	2437	2440	2758	2558

Berco Customer Service (888) 772-4788

Self, Vinyl, and PVC Edge Laminate Surface

For wood edge table see pages 128-133.

* RMP - Removable Modesty Panel with laminate and PVC edge - standard.
 RMP with wood edge - Add \$103
 RMP with veneer and wood edge - Add \$383

	Page
Table Specifications	122
How to Order	123
Surface Selections	198
Edge Specifications	199-205
Finish Selections	207
Table and Base Options	208-219
Power & Data Options	214-217
Design Data	220-227

Options - Add To List Price

Chrome	Metallic	2nd Finish	2 Flip Tops w/bridge or Nesting	Special Height	Radius or Beveled Ends	Equalizer Glides	RMP*	Casters	Table Locks "A"
\$124	\$82	N/C	\$204	\$98	\$124	\$36	\$253	\$200	\$63 Per Lock Factory Installed Please Provide Table Layout Drawing Or See Page 218 For Table Configurations Recommended For Flat Edges Only L-10, L-18, L-20, L-21, P-12, P-14. Hardware only For Field Installation \$39
124	82	N/C	204	98	124	36	277	200	
124	82	N/C	204	98	124	36	317	200	
124	82	N/C	C/F	98	124	36	349	200	
124	82	N/C	C/F	98	124	36	383	200	
140	94	N/C	204	98	124	36	253	200	
140	94	N/C	204	98	124	36	277	200	
140	94	N/C	204	98	124	36	317	200	
140	94	N/C	C/F	98	124	36	349	200	
140	94	N/C	C/F	98	124	36	383	200	
162	108	N/C	204	98	124	36	253	200	
162	108	N/C	204	98	124	36	277	200	
162	108	N/C	204	98	124	36	317	200	
162	108	N/C	C/F	98	124	36	349	200	
162	108	N/C	C/F	98	124	36	383	200	
\$228	\$152	N/C	N/A	\$194	\$124	\$36	\$253	\$200	
228	152	N/C	N/A	194	124	36	277	200	
228	152	N/C	N/A	194	124	36	317	200	
228	152	N/C	N/A	194	124	36	349	200	
228	152	N/C	N/A	194	124	36	383	200	
228	152	N/C	N/A	194	124	36	253	200	
228	152	N/C	N/A	194	124	36	277	200	
228	152	N/C	N/A	194	124	36	317	200	
228	152	N/C	N/A	194	124	36	349	200	
228	152	N/C	N/A	194	124	36	383	200	
230	154	N/C	N/A	194	124	36	317	200	
230	154	N/C	N/A	194	124	36	349	200	
230	154	N/C	N/A	194	124	36	383	200	

For additional top sizes see pages 176-197.

* RMP - Removable Modesty panel with laminate and PVC edge - only.

Thirty (30) Year Warranty

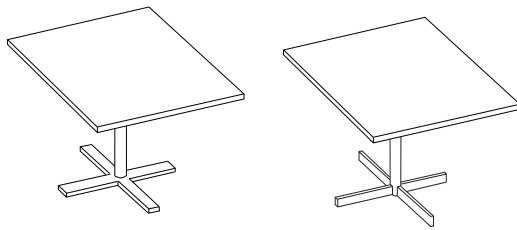
Excaliber / Olympia

EXCALIBER / OLYMPIA Tables

Solid Steel Pedestals

Excaliber

Olympia



High Pressure Laminate Surface

Veneer Surface (V)

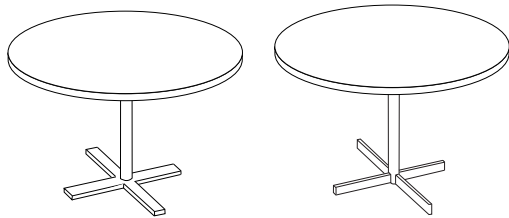
Edge Style, Type and Size

Edge Style, Type and Size


Wood			Wood/Veneer	
W-23	W-18	W-19	V-23	V-18
W-12 ††	W-16	W-17	V-12 ††	V-16
1/8"x1-1/4"	1-1/4"x1-1/4"	1-1/4"x1-3/4"	1/8"x1-1/4"	1-1/4"x1-1/4"

Excaliber Table Model	Olympia Table Model	Excaliber Base Model	Olympia Base Model	List Price Textured & Smooth Pedestal Finishes				
-----------------------	---------------------	----------------------	--------------------	---	--	--	--	--

XS-2424	OS-2424	852D-20	872D-20	\$867	\$990	\$1045	\$1561	\$1635
XS-3030	OS-3030	852D-26	872D-26	966	1159	1224	1635	1709
XS-3636	OS-3636	853D-30	873D-30	1180	1457	1535	1888	1964
XS-4242	OS-4242	853D-36	873D-36	1535	1852	1961	2388	2495
XS-4848	OS-4848	852D-36-4	872D-36-4	1810	2263	2390	2839	2945
XS-6060	OS-6060	852D-42-4	872D-36-4	N/A	2831	3169	3416	3555



XS-24	OS-24	852D-20	872D-20	N/A	\$1314	\$1401	\$1696	\$1769
XS-30	OS-30	852D-26	872D-26	1166	1403	1495	1828	1915
XS-36	OS-36	853D-30	873D-30	1540	1677	1776	2164	2251
XS-42	OS-42	853D-30	873D-30	1859	2069	2204	2511	2617
XS-48	OS-48	853D-36	873D-36	2095	2283	2430	2818	2940
XS-54	OS-54	852D-36-4	872D-36-4	2723	3114	3325	3260	3397
XS-60	OS-60	852D-36-4	872D-36-4	2783	3196	3416	3459	3612
XS-72**	OS-72**	852D-42-4	872D-42-4	3632	4560	4910	6396	6718





XSX-2430	OSX-2430	852D-2026	872D-2026	\$935	\$1071	\$1132	\$1708	\$1783
XSX-2436	OSX-2436	852D-2026	872D-2026	982	1140	1207	1783	1856
XSX-3042	OSX-3042	853D-2630	873D-2630	1216	1425	1503	2175	2263
XSX-3642	OSX-3642	853D-3036	873D-3036	1382	1512	1588	2432	2538

†† W-12 / V-12 Framed Edge. † Shipped as a one piece top with center seam.

Wood edges and veneers available in Red Oak, Maple, Mahogany, Walnut and Cherry. Warranty 1 year on veneer tops.

Berco Customer Service (888) 772-4788

**Wood Edge
Laminate Or Veneer Surface**

Veneer
 V-19
 V-17
1-1/4"x1-3/4"

For self, vinyl, and PVC edge tables see pages 124-127.

Special Stain: Sample must be provided - Add \$553 Per Order

	Page
Table Specifications	122
How to Order	123
Surface Selections	198
Edge Specifications	199-205
Finish Selections	207
Table and Base Options	208-219
Power & Data Options	214-217
Design Data	220-227

Options - Add To List Price

	Chrome	Metallic	2nd Finish	Flip Top	Special Height	Radius or Beveled Ends	Equalizer Glides	Casters	Table Locks "A"
\$1716	\$109	\$73	N/C	\$94	\$49	\$124	\$36	\$200	\$63 Per Lock Factory Installed Please Provide Table Layout Drawing Or See Page 218 For Table Configurations Recommended For Flat Edges Only W-16, W-17, W-12, V-16, V-17, V-12. Hardware only For Field Installation \$39
1798	109	73	N/C	94	49	124	36	200	
2060	109	73	N/C	94	64	124	36	200	
2618	109	73	N/C	94	64	124	36	200	
3091	192	128	N/C	N/A	194	124	36	200	
3739	192	128	N/C	N/A	194	124	36	200	
\$1865	\$109	\$73	N/C	\$94	\$49	\$124	\$36	\$200	
2020	109	73	N/C	94	49	124	36	200	
2369	109	73	N/C	94	64	124	36	200	
2763	109	73	N/C	94	64	124	36	200	
3102	109	73	N/C	94	64	124	36	200	
3574	192	128	N/C	N/A	194	124	36	200	
3805	192	128	N/C	N/A	194	124	36	200	
7132	192	128	N/C	N/A	194	124	36	200	
\$1877	\$109	\$73	N/C	\$94	\$49	\$124	\$36	\$200	
1960	109	73	N/C	94	49	124	36	200	
2381	109	73	N/C	94	64	124	36	200	
2671	109	73	N/C	94	64	124	36	200	

ADD 7% TO PRICES

Excaliber / Olympia

For additional top sizes see pages 176-197.

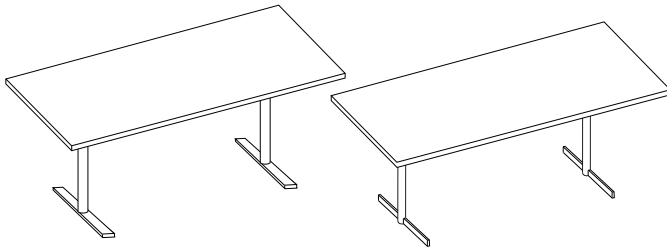
Thirty (30) Year Warranty

EXCALIBER / OLYMPIA Tables

Solid Steel Pedestals

Excaliber

Olympia



High Pressure Laminate Surface

Veneer Surface (V)

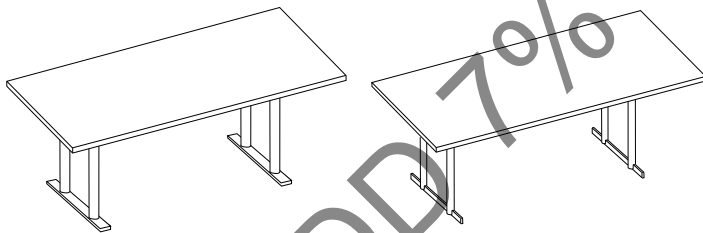
Edge Style, Type and Size

Edge Style, Type and Size

Wood			Wood/Veneer	
W-23	W-18	W-19	V-23	V-18
W-12 ††	W-16	W-17	V-12 ††	V-16
1/8"x1-1/4"	1-1/4"x1-1/4"	1-1/4"x1-3/4"	1/8"x1-1/4"	1-1/4"x1-1/4"

Excaliber Table Model	Olympia Table Model	Excaliber Base Model	Olympia Base Model	List Price Textured & Smooth Pedestal Finishes				
XS-1848	OS-1848	852D-16EB	872D-16EB	\$1124	\$1246	\$1314	\$1888	\$1977
XS-1860	OS-1860	852D-16EB	872D-16EB	1143	1295	1367	1938	2022
XS-1872	OS-1872	852D-16EB	872D-16EB	1255	1417	1502	2043	2141
XS-1884	OS-1884	852D-16EB	872D-16EB	1514	1745	1861	2229	2332
XS-1896	OS-1896	852D-16EB	872D-16EB	1642	1874	2003	2347	2449
XS-2448	OS-2448	852D-20EB	872D-20EB	1158	1403	1482	2101	2188
XS-2460	OS-2460	852D-20EB	872D-20EB	1180	1465	1548	2143	2240
XS-2472	OS-2472	852D-20EB	872D-20EB	1344	1587	1682	2254	2355
XS-2484	OS-2484	852D-20EB	872D-20EB	1583	1940	2073	2685	2818
XS-2496	OS-2496	852D-20EB	872D-20EB	1730	2188	2344	2906	3053
XS-3048	OS-3048	852D-26EB	872D-26EB	1327	1578	1665	2335	2439
XS-3060	OS-3060	852D-26EB	872D-26EB	1369	1666	1761	2328	2428
XS-3072	OS-3072	852D-26EB	872D-26EB	1513	1788	1893	2518	2632
XS-3084	OS-3084	852D-26EB	872D-26EB	1828	2062	2197	2774	2898
XS-3096	OS-3096	852D-26EB	872D-26EB	1915	2416	2583	3090	3238

Excaliber / Olympia





XS-3648	OS-3648	852D-30EB-2	872D-30EB-2	\$1788	\$1998	\$2086	\$2978	\$3097
XS-3660	OS-3660	852D-30EB-2	872D-30EB-2	1843	2156	2261	3133	3266
XS-3672	OS-3672	852D-30EB-2	872D-30EB-2	1988	2296	2416	3234	3361
XS-3684	OS-3684	852D-30EB-2	872D-30EB-2	2256	2719	2883	3525	3673
XS-3696	OS-3696	852D-30EB-2	872D-30EB-2	2328	2842	3017	3777	3940
XS-4248	OS-4248	852D-30EB-2	872D-30EB-2	2058	2561	2709	3033	3156
XS-4260	OS-4260	852D-30EB-2	872D-30EB-2	2178	2945	3129	3195	3317
XS-4272	OS-4272	852D-30EB-2	872D-30EB-2	2388	3008	3197	3548	3702
XS-4284	OS-4284	852D-30EB-2	872D-30EB-2	2416	3171	3379	3793	3961
XS-4296	OS-4296	852D-30EB-2	872D-30EB-2	2502	3466	3704	4146	4330
XS-4872	OS-4872	852D-36EB-2	872D-36EB-2	2648	3209	3411	3813	3982
XS-4884	OS-4884	852D-36EB-2	872D-36EB-2	2891	3355	3574	4083	4266
XS-4896	OS-4896	852D-36EB-2	872D-36EB-2	3095	3602	3845	4466	4666

†† W-12 / V-12 Framed Edge.

Wood edges and veneers available in Red Oak, Maple, Mahogany, Walnut and Cherry. Warranty 1 year on veneer tops.

Berco Customer Service (888) 772-4788

Wood Edge Laminate Or Veneer Surface

Veneer

V-19

V-17
1-1/4"x1-3/4"

For self, vinyl, and PVC edge tables see pages 124-127.

* RMP - Removable Modesty Panel with laminate and PVC edge - standard.
RMP with wood edge - Add \$103
RMP with veneer and wood edge - Add \$383

Special Stain: Sample must be provided - Add \$553 Per Order

	Page
Table Specifications	122
How to Order	123
Surface Selections	198
Edge Specifications	199-205
Finish Selections	207
Table and Base Options	208-219
Power & Data Options	214-217
Design Data	220-227

Options - Add To List Price

	Chrome	Metallic	2nd Finish	2 Flip Tops w/bridge or Nesting	Special Height	Radius or Beveled Ends	Equalizer Glides	RMP*	Casters	Table Locks "A"
\$2073	\$124	\$82	N/C	\$204	\$98	\$124	\$36	\$253	\$200	\$63 Per Lock Factory Installed Please Provide Table Layout Drawing Or See Page 218 For Table Configurations Recommended For Flat Edges Only W-16, W-17, W-12, V-16, V-17, V-12. Hardware only For Field Installation \$39
2127	124	82	N/C	204	98	124	36	277	200	
2255	124	82	N/C	204	98	124	36	317	200	
2458	124	82	N/C	C/F	98	124	36	349	200	
2591	124	82	N/C	C/F	98	124	36	383	200	
2307	140	94	N/C	204	98	124	36	253	200	
2355	140	94	N/C	204	98	124	36	277	200	
2481	140	94	N/C	204	98	124	36	317	200	
2972	140	94	N/C	C/F	98	124	36	349	200	
3225	140	94	N/C	C/F	98	124	36	383	200	
2566	162	108	N/C	204	98	124	36	253	200	
2553	162	108	N/C	204	98	124	36	277	200	
2774	162	108	N/C	204	98	124	36	317	200	
3061	162	108	N/C	C/F	98	124	36	349	200	
3422	162	108	N/C	C/F	98	124	36	383	200	
\$3244	\$229	\$153	N/C	N/A	\$195	\$124	\$36	\$253	\$200	
3422	229	153	N/C	N/A	195	124	36	277	200	
3530	229	153	N/C	N/A	195	124	36	317	200	
3860	229	153	N/C	N/A	195	124	36	349	200	
4146	229	153	N/C	N/A	195	124	36	383	200	
3302	229	153	N/C	N/A	195	124	36	253	200	
3486	229	153	N/C	N/A	195	124	36	277	200	
3894	229	153	N/C	N/A	195	124	36	317	200	
4170	229	153	N/C	N/A	195	124	36	349	200	
4568	229	153	N/C	N/A	195	124	36	383	200	
4184	229	154	N/C	N/A	195	124	36	317	200	
4491	229	154	N/C	N/A	195	124	36	354	200	
4919	229	154	N/C	N/A	195	124	36	383	200	

For additional top sizes see pages 176-197.

Thirty (30) Year Warranty

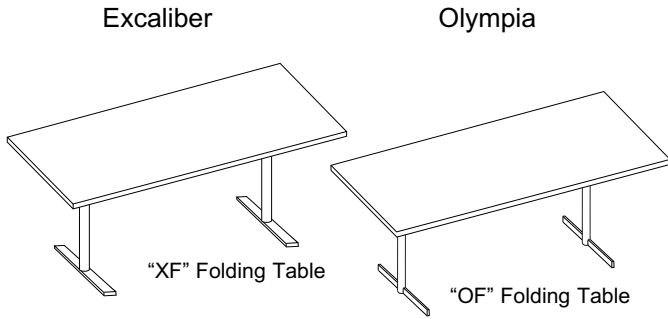
Excaliber / Olympia

EXCALIBER / OLYMPIA

Folding Tables-Solid Aluminum Pedestals

High Pressure Laminate Surface

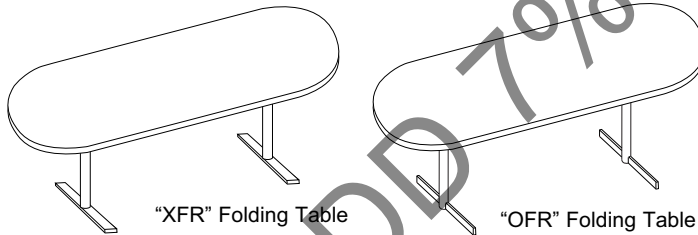
Edge Style, Type and Size



Vinyl T-Mold		Rigid PVC	Wood			Specialty PVC
L-21				W-23		
L-18	L-23			W-18	W-19	
L-15	L-20	P-12	W-12 †	W-16	W-17	P-14
1/4"x1-1/4"	1/4"x1-3/4"	1/8"x1-1/4"	1/8"x1-1/4"	1-1/4"x1-1/4"	1-1/4"x1-3/4"	2mmx1-1/4"

Excaliber Table Model	Olympia Table Model	Unpacked weight		List Price						
		Standard	Light Weight	Textured & Smooth Pedestal Finishes						
XF-1860	OF-1860	64 lbs.	44 lbs.	\$1053	\$1143	\$1052	\$1280	\$1432	\$1504	\$1104
XF-1872	OF-1872	72	49	1109	1210	1107	1392	1554	1639	1162
XF-1884	OF-1884	80	54	1198	1322	1195	1651	1882	1998	1255
XF-1896	OF-1896	88	59	1290	1438	1287	1779	2011	2140	1351
XF-2460	OF-2460	73	53	1125	1214	1122	1323	1609	1692	1178
XF-2472	OF-2472	84	60	1240	1358	1238	1487	1730	1825	1299
XF-2484	OF-2484	95	67	1311	1446	1308	1727	2084	2216	1374
XF-2496	OF-2496	105	73	1480	1656	1477	1874	2332	2487	1550
XF-3060	OF-3060	88	63	1298	1402	1296	1536	1833	1928	1361
XF-3072	OF-3072	101	71	1389	1513	1386	1680	1955	2060	1455
XF-3084	OF-3084	114	79	1487	1639	1484	1995	2229	2364	1559
XF-3096	OF-3096	128	83	1595	1771	1592	2082	2582	2750	1672

Excaliber / Olympia



XFR-3072	OFR-3072	94 lbs.	67 lbs.	\$1838	\$2011	C/F	C/F	\$2590	\$2759	C/F
XFR-3084	OFR-3084	107	75	2025	2235	C/F	C/F	3025	3238	C/F
XFR-3096	OFR-3096	121	83	2229	2477	C/F	C/F	3587	3854	C/F

†† W-12 Framed Edge.

Wood edges and veneers available in Red Oak, Maple, Mahogany, Walnut and Cherry.

Berco Customer Service (888) 772-4788

Vinyl, PVC and Wood Edge Laminate Surface

For self, vinyl, and PVC edge tables see pages 124-127.

* RMP / FMP - Removable / Folding Modesty Panel with laminate and PVC edge - standard.

RMP with wood edge - Add \$103
 RMP with veneer and wood edge - Add \$383

Special Stain: Sample must be provided - Add \$553 Per Order

	Page
Table Specifications	122
How to Order	123
Surface Selections	198
Edge Specifications	199-205
Finish Selections	207
Table and Base Options	208-219
Power & Data Options	214-217
Design Data	220-227

Options - Add To List Price

Metallic	2nd Finish	Special Height	Radius or Beveled Ends	Equalizer Glides	RMP*	FMP*	Casters	Light Weight Top
\$103	N/C	\$98	\$124	\$36	\$277	N/A	\$200	\$85
103	N/C	98	124	36	317	N/A	200	85
103	N/C	98	124	36	349	N/A	200	125
103	N/C	98	124	36	383	N/A	200	125
115	N/C	98	124	36	277	301	200	104
115	N/C	98	124	36	317	341	200	104
115	N/C	98	124	36	349	373	200	180
115	N/C	98	124	36	383	408	200	180
130	N/C	98	124	36	277	301	200	104
130	N/C	98	124	36	317	341	200	149
130	N/C	98	124	36	349	373	200	180
130	N/C	98	124	36	383	408	200	180
\$130	N/C	\$98	\$124	\$36	C/F	N/A	\$200	\$149
130	N/C	98	124	36	C/F	N/A	200	180
130	N/C	98	124	36	C/F	N/A	200	180

Table Locks "A"

\$63 Per Lock
 Factory Installed

Please Provide
 Table
 Layout Drawing
 Or
 See Page 218
 For Table
 Configurations

Recommended
 For
 Flat Edges Only
 L-18, L-20, L-21,
 P-12, P-14,
 W-16, W-17,
 W-12.

Hardware only
 For
 Field Installation
 \$39

Excaltiber / Olympia

ADD 7% TO PRICES

For additional top sizes see pages 176-197.

Thirty (30) Year Warranty

STARFIRE Tables

Cast Iron Pedestals

Starfire Tables with cast iron pedestals offer Berco's classic styling and are ideally suited for education and dining environments.

Table Height

All tables are 29" overall height within industry tolerances, including top and pedestal. Special heights are available.

Table Assembly

All stationary and flip top tables come equipped with Phillips wood screws for attaching pedestal to table top. Flip-Top Tables: Pedestals and top shipped separately.

Table Top Specifications

Laminate Tops: Standard core is 1-1/8" thick 45# industrial grade particleboard. Tops are laminated under continuous pressure using cold PVA glue with HPL laminate and balanced with backing sheet. Standard laminate selections include Formica, Wilsonart, Nevamar and Pionite. Please consult Customer Service for pricing and availability for other brands of laminates.

Veneer Tops: Veneer is 0.025" thick, select quality, rotary cut or plain sliced. All faces are book matched and balanced. Panels are backed with a commercial balanced backer. Veneer tops are finished with a multicoated system of catalyzed, semi-gloss varnish.

Lightweight Tops: Our lightweight solid core material is 1-1/8" thick, and available on stationary tables at an additional charge. These tops are approximately 30% lighter than our standard tops.

Edging: Offered in a variety of edge styles including self-edge, vinyl, PVC, and wood. Please refer to page 199 for vinyl and PVC colors, and page 202 for wood finishes.

Table Pedestals Specifications

Finishes: Available in 40+ standard resin powder coat finishes. Chrome plated and simulated metallic finishes are offered at an additional charge. Our unique mechanical construction enables a flawless seam when mixing column finishes with any base finish. Custom finishes available. Please contact Customer Service for quotation.

Glides and Casters: All tables are equipped with 1" diameter stainless steel, rubber cushioned glides with 1/2" long stem. Optional styles of glides and casters available at an upcharge. Please refer to page 213 for styles and pricing.

Columns: 2" diameter (14 gauge) and 3" diameter (16 gauge) lathe cut columns constructed from cold rolled flash controlled tubing.

Base Plate: All cast iron base plates are surface ground and machined for column recess, guaranteeing uniform height and wobble-free tables. Each casting is drilled and tapped for adjustable glides.

Spiders (Top Plates): All pedestals come standard with either a 10" or 18" cast spider, machined for column recess to insure levelness. Each spider is finished using recycled powder coat paint.

Starfire Table Options

There are several options available on Starfire tables. For detailed specifications on available options, please refer to Options Specifications on page 208-219.

STARFIRE Tables

Cast Iron Pedestals

Ordering Instructions for Starfire Tables

Specify the table to be ordered using the following method:

1. Select **Table Model Number** ST-4242
2. Select Top **Edge Profile** L15
3. Select **Edge Color/Name or Wood Finish** E10 Ebony
 - 3a. Indicate **Wood Species**
4. Select **Top Surface** – include
 - 4a. Manufacturer Formica
 - 4b. Number and Finish 689-58
 - 4c. Description Stellar
5. Select **Pedestal Finish** – include
 - 5a. Color Number T05
 - 5b. Color Name Black Wrinkle
6. Select Any Applicable **Options** Overall Height 42"

Refer to add-on options listed for each table model and pages 208-219 for additional options.

Powder Coat Finishes

Berco powder coating is a four step process: degreasing, conversion coating, electrostatic powder application, and oven curing above 350 degrees F. All powder coatings are epoxy resin formulations providing a very durable and hard finish.

Textured Finishes		Metallic Finishes		Smooth Finishes		Chrome Finishes	
T01	Quartzite	M24	Chrometal	S10	Ebony	C10	Bright Chrome
T02	Speckled Salt	M33	Titanium	S11	Snow	C29	Satin Chrome
T03	Shubi Oxide	M34	Pewter	S14	Cappuccino		
T04	Dusty Ash	M35	Champagne	S15	Graphite		
T05	Black Wrinkle	M36	Cinnamon Sparkle	S18	Gray Luster		
T06	Brown Wrinkle	M37	Volcanic Bronze	S19	Mink		
T07	Winter Sky	M38	Gunmetal	S20	Monument Grey		
T08	Wahelo Red	M39	Moonlit Silver	S21	Tranquil		
T09	Grazor	M40	Oyster Pearl	S22	Caramello		
T12	Battleship Grey	M41	Pumice Stone	S23	Jet Black		
T13	Blue Montrose	M42	Pyrite	S24	Maritime		
T16	Charcoal Wrinkle			S25	Patriot Blue		
T17	Platinum Wrinkle			S26	Bonzai		
T32	Smoketone			S27	Nutmeg		
T37	Graytone			S28	Dusk		
				S29	Sky Grey		
				S30	Bittersweet		
				S31	Signature Purple		
				S32	Wasabi		


STARFIRE Stationary Tables

Cast Iron Pedestals




High Pressure Laminate Surface			
Edge Style, Type and Size			
Self	Vinyl T-Mold	Specialty PVC	
1/16"x1-1/4" L-10	L-21 	L-23	
P-12	L-15	L-20	P-14
1/8"x1-1/4"	1/4"x1-1/4"	1/4"x1-3/4"	2mmx1-1/4"

Table Model	Base Model	List Price Textured & Smooth Pedestal Finishes			
ST-2424	32-22	\$386	\$387	\$435	\$406
ST-3030	32-22	457	459	524	480
ST-3636	32-26	548	550	633	576
ST-4242	33-32	752	754	880	790
ST-4848	33-42	966	969	1105	1014



ST-24	32-22	N/A	\$411	\$468	N/A
ST-30	32-22	474	473	540	498
ST-36	32-26	551	550	633	578
ST-42	33-32	783	782	914	822
ST-48	33-32	870	869	1010	914
ST-54	33-42	1368	1367	1601	1437
ST-60	33-42	1470	1469	1731	1544

ADD 7% TO PRICES



STX-2448	33-2431	\$558	\$559	\$637	\$585
STX-3048	33-2431	603	605	690	634

Starfire Tables

Berco Customer Service (888) 772-4788

Self, Vinyl, and PVC Edge Laminate

For wood edge tables see pages 140-143.

	Page
Table Specifications	134
How to Order	135
Surface Selections	198
Edge Specifications	199-205
Pedestal Finish Selections	207
Table and Base Options	208-219
Power & Data Options	214-217
Design Data	220-227

Options - Add To List Price

Chrome	Metallic	2nd Finish	Flip Top	Special Height	Equalizer Glides	Casters	Table Locks "A"
\$115	\$76	N/C	\$94	\$49	\$36	\$200	\$63 Per Lock Factory Installed Please Provide Table Layout Drawing Or See Page 218 For Table Configurations Recommended For Flat Edges Only L-10, L-18, L-20, L-21, P-12, P-14. Hardware only For Field Installation \$39
115	76	N/C	94	49	36	200	
124	83	N/C	94	49	36	200	
166	111	N/C	94	64	36	200	
218	145	N/C	N/A	64	36	200	
\$115	\$76	N/C	\$94	\$49	\$36	\$200	Hardware only For Field Installation \$39
115	76	N/C	94	49	36	200	
124	83	N/C	94	49	36	200	
166	111	N/C	94	64	36	200	
166	111	N/C	94	64	36	200	
218	145	N/C	N/A	64	36	200	
218	145	N/C	N/A	64	36	200	
\$135	\$90	N/C	\$94	\$64	\$36	\$200	
135	90	N/C	94	64	36	200	

ADD 7% TO PRICES

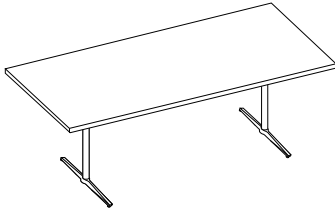
Starfire Tables

For additional top sizes see pages 176-197.

Thirty (30) Year Warranty

STARFIRE Stationary Tables

Cast Iron Pedestals



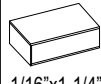
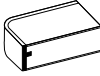
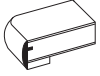
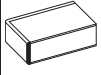

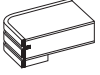
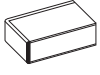
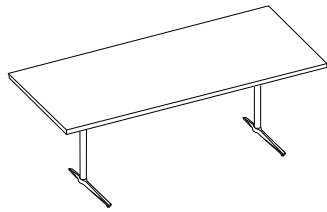
High Pressure Laminate Surface			
Edge Style, Type and Size			
Self	Vinyl T-Mold	Specialty PVC	
 1/16"x1-1/4" L-10	 L-21	 L-23	
 P-12	 L-18	 L-20	 P-14
1/8"x1-1/4"	1/4"x1-1/4"	1/4"x1-3/4"	2mmx1-1/4"

Table Model	Base Model	List Price Textured & Smooth Pedestal Finishes			
ST-2460	32-22EB	\$674	\$677	\$765	\$707
ST-2472	32-22EB	788	790	906	827
ST-2496	32-22EB	1022	1025	1199	1074
ST-3060	32-22EB	729	732	834	766
ST-3072	32-22EB	817	820	942	858
ST-3096	32-22EB	1020	1022	1196	1071
ST-3660	32-26EB	831	834	958	873
ST-3672	32-26EB	883	885	1019	927
ST-3696	32-26EB	1215	1217	1437	1276



4" Offset Legs

STO-2460	32-20EBOS	\$674	\$677	\$765	\$707
STO-2472	32-20EBOS	788	790	906	827
STO-2496	32-20EBOS	1022	1025	1199	1074
STO-3060	32-20EBOS	729	732	834	766
STO-3072	32-20EBOS	817	820	942	858
STO-3096	32-20EBOS	1020	1022	1196	1071

Self, Vinyl, and PVC Edge Laminate

For wood edge tables see pages 140-143.

* RMP - Removable Modesty Panel with laminate and PVC edge - standard.		
RMP with wood edge - Add		\$103
RMP with veneer and wood edge - Add		\$383

	Page
Table Specifications	134
How to Order	135
Surface Selections	198
Edge Specifications	199-205
Pedestal Finish Selections	207
Table and Base Options	208-219
Power & Data Options	214-217
Design Data	220-227

Options - Add To List Price

Chrome	Metallic	2nd Finish	2 Flip Tops w/bridge or Nesting	Special Height	Equalizer Glides	RMP*	Casters	Table Locks "A"
\$198	\$130	N/C	\$204	\$98	\$36	\$277	\$200	\$63 Per Lock Factory Installed Please Provide Table Layout Drawing Or See Page 218 For Table Configurations Recommended For Flat Edges Only L-10, L-18, L-20, L-21, P-12, P-14. Hardware only For Field Installation \$39
198	130	N/C	204	98	36	317	200	
198	130	N/C	204	98	36	383	200	
198	130	N/C	204	98	36	277	200	
198	130	N/C	204	98	36	317	200	
198	130	N/C	204	98	36	383	200	
206	138	N/C	204	98	36	277	200	
206	138	N/C	204	98	36	317	200	
206	138	N/C	204	98	36	383	200	
\$198	\$130	N/C	C/F	\$98	\$36	\$277	\$200	
198	130	N/C	C/F	98	36	317	200	
198	130	N/C	C/F	98	36	383	200	
198	130	N/C	C/F	98	36	277	200	
198	130	N/C	C/F	98	36	317	200	
198	130	N/C	C/F	98	36	383	200	

ADD 7% TO PRICES

Starfire Tables

For additional top sizes see pages 176-197.

* RMP - Removable Modesty panel with laminate and PVC edge - only.

Thirty (30) Year Warranty

STARFIRE Stationary Tables


Cast Iron Pedestals



High Pressure Laminate Surface Veneer Surface (V)
Edge Style, Type and Size Edge Style, Type and Size

Wood			Wood/Veneer	
W-23	W-18	W-19	V-23	V-18
W-12 ††	W-16	W-17	V-12 ††	V-16
1/8"x1-1/4"	1-1/4"x1-1/4"	1-1/4"x1-3/4"	1/8"x1-1/4"	1-1/4"x1-1/4"

Table Model	Base Model	List Price Textured & Smooth Pedestal Finishes				
ST-2424	32-22	\$601	\$722	\$776	\$1282	\$1356
ST-3030	32-22	663	853	917	1320	1393
ST-3636	32-26	695	969	1044	1391	1465
ST-4242	33-32	1013	1326	1432	1851	1957
ST-4848	33-42	1231	1676	1801	2242	2346



ST-24	32-22	C/F	\$1041	\$1125	\$1415	\$1486
ST-30	32-22	859	1093	1183	1509	1595
ST-36	32-26	1050	1185	1280	1661	1747
ST-42	33-32	1401	1607	1740	2041	2146
ST-48	33-32	1565	1748	1893	2274	2395
ST-54	33-42	2128	2512	2719	2655	2790
ST-60	33-42	2187	2592	2808	2850	3001



STX-2448	33-2431	\$775	\$1017	\$1093	\$1700	\$1786
STX-3048	33-2431	847	1094	1179	1838	1939



Starfire Tables

ADD 7% TO PRICES

†† W-12 / V-12 Framed Edge.
Wood edges and veneers available in Red Oak, Maple, Mahogany, Walnut and Cherry. Warranty 1 year on veneer tops.

Berco Customer Service (888) 772-4788

Wood Edge Laminate Or Veneer

Veneer
 V-19
 V-17
1-1/4"x1-3/4"

For self, vinyl, and PVC edge tables see pages 136-139.

Special Stain: Sample must be provided - Add \$553 Per Order

	Page
Table Specifications	134
How to Order	135
Surface Selections	198
Edge Specifications	199-205
Pedestal Finish Selections	207
Table and Base Options	208-219
Power & Data Options	214-217
Design Data	220-227

Options - Add To List Price

	Chrome	Metallic	2nd Finish	Flip Top	Special Height	Equalizer Glides	Casters	Table Locks "A"
\$1435	\$115	\$76	N/C	\$94	\$49	\$36	\$200	\$63 Per Lock Factory Installed Please Provide Table Layout Drawing Or See Page 218 For Table Configurations Recommended For Flat Edges Only W-12, W-16, W-17, V-12, V-16, V-17 Hardware only For Field Installation \$39
1480	115	76	N/C	94	49	36	200	
1559	124	83	N/C	94	49	36	200	
2078	166	111	N/C	94	64	36	200	
2489	218	145	N/C	N/A	64	36	200	
\$1581	\$115	\$76	N/C	\$94	\$49	\$36	\$200	
1698	115	76	N/C	94	49	36	200	
1864	124	83	N/C	94	49	36	200	
2289	166	111	N/C	94	64	36	200	
2553	166	111	N/C	94	64	36	200	
2963	218	145	N/C	N/A	64	36	200	
3190	218	145	N/C	N/A	64	36	200	
\$1903	\$135	\$90	N/C	\$94	\$64	\$36	\$200	
2064	135	90	N/C	94	64	36	200	

ADD 7% TO PRICES

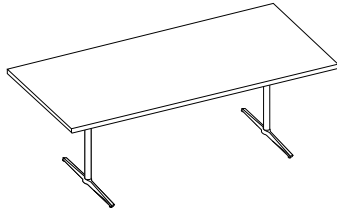
Starfire Tables

For additional top sizes see pages 176-197.

Thirty (30) Year Warranty

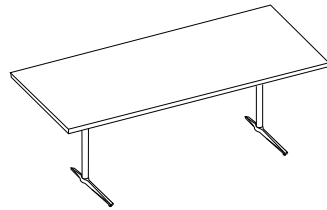
STARFIRE Stationary Tables

Cast Iron Pedestals



High Pressure Laminate Surface			Veneer Surface (V)	
Edge Style, Type and Size			Edge Style, Type and Size	
Wood		Wood/Veneer		
W-12 ††	W-16	W-17	V-12 ††	V-16
1/8"x1-1/4"	1-1/4"x1-1/4"	1-1/4"x1-3/4"	1/8"x1-1/4"	1-1/4"x1-1/4"

Table Model	Base Model	List Price				
		Textured & Smooth Pedestal Finishes				
ST-2460	32-22EB	\$871	\$1152	\$1234	\$1817	\$1913
ST-2472	32-22EB	1033	1272	1365	1927	2025
ST-2496	32-22EB	1413	1862	2015	2567	2711
ST-3060	32-22EB	965	1256	1350	1906	2004
ST-3072	32-22EB	1106	1376	1479	2093	2205
ST-3096	32-22EB	1501	1992	2157	2654	2799
ST-3660	32-26EB	1073	1380	1483	2339	2471
ST-3672	32-26EB	1215	1518	1635	2439	2563
ST-3696	32-26EB	1549	2054	2225	2972	3131





4" Offset Legs

STO-2460	32-20EBOS	\$871	\$1152	\$1234	\$1817	\$1913
STO-2472	32-20EBOS	1033	1272	1365	1927	2025
STO-2496	32-20EBOS	1413	1862	2015	2567	2711
STO-3060	32-20EBOS	965	1256	1350	1906	2004
STO-3072	32-20EBOS	1106	1376	1479	2093	2205
STO-3096	32-20EBOS	1501	1992	2157	2654	2799

†† W-12 / V-12 Framed Edge.

Wood edges and veneers available in Red Oak, Maple, Mahogany, Walnut and Cherry. Warranty 1 year on veneer tops.

Veneer
 V-19
 V-17
1-1/4"x1-3/4"

For self, vinyl, and PVC edge tables see pages 136-139.

* RMP - Removable Modesty Panel with laminate and PVC edge - standard.
RMP with wood edge - Add \$103
RMP with veneer and wood edge - Add \$383

Special Stain: Sample must be provided - Add \$553 Per Order

	Page
Table Specifications	134
How to Order	135
Surface Selections	198
Edge Specifications	199-205
Pedestal Finish Selections	207
Table and Base Options	208-219
Power & Data Options	214-217
Design Data	220-227

Options - Add To List Price

	Chrome	Metallic	2nd Finish	2 Flip Tops w/bridge or Nesting	Special Height	Equalizer Glides	RMP*	Casters	Table Locks "A"
\$2025	\$198	\$130	N/C	\$204	\$98	\$36	\$277	\$200	\$63 Per Lock Factory Installed Please Provide Table Layout Drawing Or See Page 218 For Table Configurations Recommended For Flat Edges Only W-12, W-16, W-17, V-12, V-16, V-17 Hardware only For Field Installation \$39
2149	198	130	N/C	204	98	36	317	200	
2880	198	130	N/C	204	98	36	383	200	
2127	198	130	N/C	204	98	36	277	200	
2344	198	130	N/C	204	98	36	317	200	
2980	198	130	N/C	204	98	36	383	200	
2624	206	138	N/C	204	98	36	277	200	
2729	206	138	N/C	204	98	36	317	200	
3334	206	138	N/C	204	98	36	383	200	
\$2025	\$198	\$130	N/C	C/F	\$98	\$36	\$277	\$200	
2149	198	130	N/C	C/F	98	36	317	200	
2880	198	130	N/C	C/F	98	36	383	200	
2127	198	130	N/C	C/F	98	36	277	200	
2344	198	130	N/C	C/F	98	36	317	200	
2980	198	130	N/C	C/F	98	36	383	200	

ADD 7% TO PRICES

Starfire Tables

For additional top sizes see pages 176-197.

Thirty (30) Year Warranty


VOYAGER

Tubular Steel Pedestals

PEDESTAL SPECIFICATIONS:

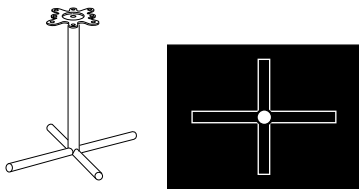
Base: 14 gauge steel tubing available in 2 sizes: 1-1/2" dia. - "A" stock; 2" dia. - "B" stock
Spider: Cast iron with locking feature, machined for column recess on 2", 3" and 4" columns. Stamped steel mounting plate on 1-1/4" columns.
Columns: 2" columns are 14 gauge, 1-1/4", 3" and 4" columns are 16 gauge. All columns are cold rolled steel tubing and square cut to insure levelness.
Tie Rod: Steel rod 1/2"-13 threads.
Glides: Adjustable 1" dia. stainless steel. Stem is 1/4" - 20 x 1".
Overall Height: 27-3/4" with stainless steel glides.
Packaging: Shipped fully assembled and cartoned individually.
Table Top Screws: Set of 8 screws furnished per spider on each pedestal.

All end bases priced as each.



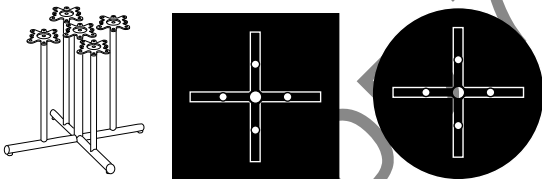
Includes 4 glides

Base Model	Base Spread	Column Dia.	Unpacked Weight	Top Capacity	Spider Size	List Price Each Textured & Smooth Pedestal Finishes
P2-22	22 X 22"	2"	19 lbs	24" sq 24" rd"	10"	\$294
P2-26	26" X 26"	2"	20	30" sq 30" rd	10"	305
P3-32	32" X 32"	3"	24	36" sq 42" rd	10"	398
P4-38	38" X 38"	4"	32	42" sq 60" rd	18"	425



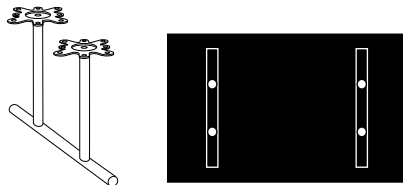
Includes 4 glides

P2-2226	22" X 26"	2"	19 lbs	24" X 36"	10"	\$306
P4-2638	26" X 38"	4"	29	30" X 48"	18"	413
P4-3238	32" X 38"	4"	30	36" X 48"	18"	441



Includes 4 glides

P3-38-5	38" X 38"	(4) 2" & (1) 3"	62 lbs	60" sq 72" rd	(5) 10"	\$709
---------	-----------	-----------------	--------	---------------	---------	-------



Includes 2 glides

PEB-32-2	32"	2"	26 lbs	42" X 96"	(2) 10"	\$258
PEB-38-2	38"	2"	27	48" X 96"	(2) 10"	267
PEB-42-2	42"	2"	28	60" X 96"	(2) 10"	285

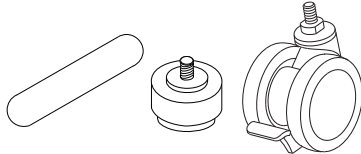
Use 2 pedestals for tops to 96". Add additional pedestals for tops longer than 96".

VOYAGER

Tubular Steel Pedestals

	Page
Pedestal Finish Selections	207
Design Data	220-227
Additional Options	208-219

Voyager Pedestals



Options - Add To List Price

Chrome	Metallic	2nd Finish	Flip Top	Special Height	Bullnose Ends	Equalizer Glides	Casters
\$384	\$354	N/C	\$94	\$49	\$77	\$36	\$200
395	365	N/C	94	49	77	36	200
488	458	N/C	94	64	77	36	200
515	485	N/C	94	82	77	36	200
\$396	\$366	N/C	\$94	\$49	\$77	\$36	\$200
503	473	N/C	94	82	77	36	200
531	501	N/C	94	82	77	36	200
\$861	\$811	N/C	N/A	\$259	\$77	\$36	\$200
\$322	\$302	N/C	N/A	\$98	\$39	\$18	\$100
337	315	N/C	N/A	98	39	18	100
360	335	N/C	N/A	98	39	18	100

ADD 7% TO PRICES

Thirty (30) Year Warranty

VOYAGER

Tubular Steel Pedestals

PEDESTAL SPECIFICATIONS:

Base: 14 gauge steel tubing available in 2 sizes: 1-1/2" dia., 2" dia.

Spider: Cast iron with locking feature, machined for column recess on 2", 3" and 4" columns. Stamped steel mounting plate on 1-1/4" columns.

Columns: 2" columns are 14 gauge, 1-1/4", 3" and 4" columns are 16 gauge. All columns are cold rolled steel tubing and square cut to insure levelness.

Tie Rod: Steel rod 1/2"-13 threads.

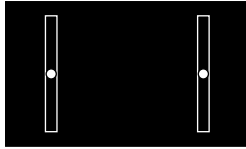
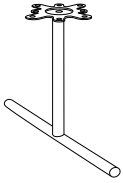
Glides: Adjustable 1" dia. stainless steel. Stem is 1/4" - 20 x 1".

Overall Height: 27-3/4" with stainless steel glides.

Packaging: Shipped fully assembled and cartoned individually.

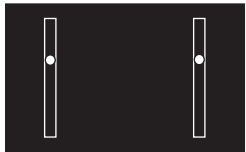
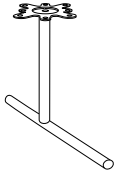
Table Top Screws: Set of 8 screws furnished per spider on each pedestal.

All end bases priced as each.



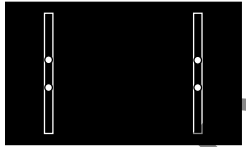
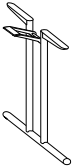
Includes 2 glides

Base Model	Base Spread	Column Dia.	Unpacked Weight	Top Capacity	Spider Size	List Price Each Textured & Smooth Pedestal Finishes
PEB-16	16"	2	13 lbs	18" X 96"	10"	\$158
PEB-20	20"	2	14	24" X 96"	10"	166
PEB-26	26"	2	23	36" X 96"	10"	176



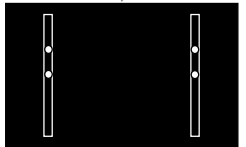
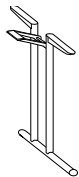
Includes 2 glides
2" standard offset

PEBO-16	16"	2	13 lbs	18" X 96"	10"	\$187
PEBO-20	20"	2	14	24" X 96"	10"	191
PEBO-26	26"	2	23	36" X 96"	10"	204



Includes 2 glides

PEB2-16	16"	1-1/4"	10 lbs	18" X 96"	(S) 14"	\$187
PEB2-20	20"	1-1/4"	10	24" X 96"	(S) 14"	191
PEB2-26	26"	1-1/4"	16	36" X 96"	(S) 14"	204



Includes 2 glides
2" standard offset

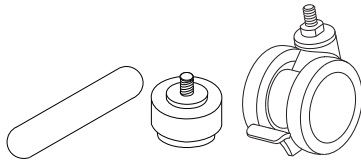
PEBO2-16	16"	1-1/4"	10 lbs	18 X 96"	(S) 14"	\$194
PEBO2-20	20"	1-1/4"	10	24" X 96"	(S) 14"	203
PEBO2-26	26"	1-1/4"	16	36" X 96"	(S) 14"	212

Use 2 pedestals for tops to 96". Add additional pedestals for tops longer than 96".

VOYAGER

Tubular Steel Pedestals

	Page
Pedestal Finish Selections	207
Design Data	220-227
Additional Options	208-219



Options - Add To List Price

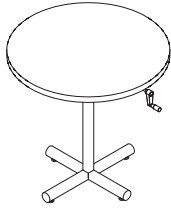
Chrome	Metallic	2nd Finish	2 Flip Tops w/bridge or Nesting	Special Height	Bullnose Ends	Equalizer Glides	Casters
\$211	\$193	N/C	\$204	\$49	\$39	\$18	\$100
225	205	N/C	204	49	39	18	100
240	220	N/C	204	49	39	18	100
\$211	\$193	N/C	\$204	\$49	\$39	\$18	\$100
225	205	N/C	204	49	39	18	100
240	220	N/C	204	49	39	18	100
\$251	\$231	N/C	\$204	\$84	\$39	\$18	\$100
261	237	N/C	204	84	39	18	100
278	254	N/C	204	84	39	18	100
\$251	\$231	N/C	\$204	\$84	\$39	\$18	\$100
261	237	N/C	204	84	39	18	100
278	254	N/C	204	84	39	18	100

ADD 7% TO PRICES

Thirty (30) Year Warranty

VOYAGER

Adjustable Height Pedestals



Includes 4 glides

PEDESTAL SPECIFICATIONS:

Base: 2" diameter 13 gauge tubular steel with welded end caps.

Stretcher: 1-1/2" diameter 13 gauge steel (end bases only).

Hand Crank: Retractable.

Range: 13-3/8"

Minimum Standard Height (base only): 26" with glides

Maximum Standard Height (base only): 39-3/8" with glides

Travel Speed: 8 turns per inch.

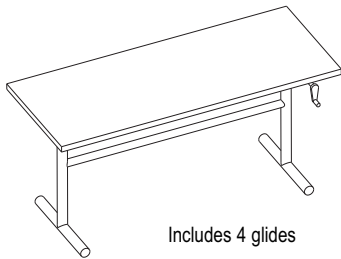
Glides: Adjustable 1" dia. steel. Stem is 1/4" - 20 x 1".

Shipped: Bases assembled at factory, stretcher shipped KD.

Assembly Instructions and Hardware: Hardware supplied to assemble stretcher and 8 wood screws to mount each pedestal.

Prices shown are for base only.

Base Model	Base Spread	Column Dia.	Top Capacity	List Price Textured & Smooth Pedestal Finishes
P3A-22	22"	3"	24" dia to 24" sq.	\$1139
P3A-26	26"	3"	30" dia. To 30" sq.	1157
P3A-32	36"	3"	36" dia	1283



Includes 4 glides

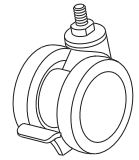
PEBA-2036	20"	2"	24" x 48"	\$1366
PEBA-2048	20"	2"	24" x 60" to 24" x 72"	1366
PEBA-2636	26"	2"	30" x 48" to 36" x 48"	1386
PEBA-2648	26"	2"	30" x 60" to 36" x 72"	1386

ADD 7% TO PRICES

VOYAGER

Adjustable Height Pedestals

	Page
Pedestal Finish Selections	207
Design Data	220-227
Additional Options	208-219



Options - Add To List Price

Chrome	Casters
\$383	\$200
395	200
486	200

Note: Casters add 2.75" to minimum overall height of adjustable height bases.

\$448	\$200
448	200
478	200
478	200

Note: Casters add 2.75" to minimum overall height of adjustable height bases.

ADD 7% TO PRICES

JUPITER

Solid Steel Pedestals

PEDESTAL SPECIFICATIONS:

Base: Cold finished solid steel available 2" dia.

Spider: Cast iron with locking feature, machined for column recess.

Columns: 2" columns are 14 gauge, 3" columns are 16 gauge. All columns are cold rolled steel tubing and square cut to insure levelness.


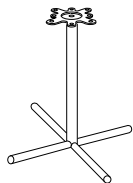
Tie Rod: Steel rod 1/2"-13 threads.

Glides: Adjustable 1" dia. stainless steel. Stem is 1/4" - 20 x 1/2".

Overall Height: 27-3/4" with stainless steel glides.

Packaging: Shipped fully assembled and cartoned individually.

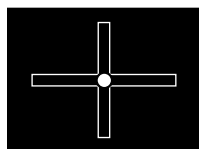
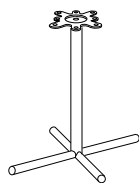
Table Top Screws: Set of 8 screws furnished per spider on each pedestal.



Includes 4 glides

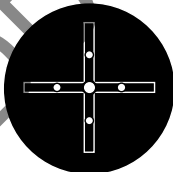
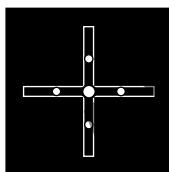
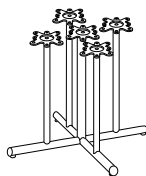
Base Model	Base Spread	Column Dia.	Unpacked Weight	Top Capacity	Spider Size	List Price
E3-20	20" X 20"	2"	36 lbs	30" rd, 30"sq	10"	\$458
E3-26	26" X 26"	3"	68	42" rd, 42" sq	18"	722
E3-30	30" X 30"	3"	76	54" rd, 48" sq	18"	827
E3-36	36" X 36"	3"	97	60" rd, 48" sq	18"	880

Jupiter Pedestals



Includes 4 glides

E2-2026	20" X 26"	2"	39 lbs	30" x 36"	10"	\$477
E3-2630	26" x 30"	3"	70	36" x 42"	10"	803
E3-2636	26" x 36"	3"	78	36" x 48"	18"	843



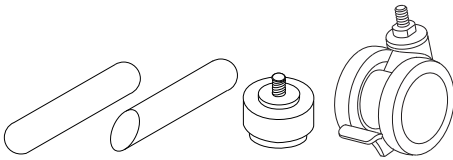
Includes 4 glides

E3-36-5	36" x 36"	(1)3" & (4)2"	124	72" rd, 60" sq	(5)10"	\$1298
---------	-----------	---------------	-----	----------------	--------	--------

JUPITER

Solid Steel Pedestals

	Page
Pedestal Finish Selections	207
Design Data	220-227
Additional Options	208-219



Options - Add To List Price

Chrome	Metallic	2nd Finish	Flip Top	Special Height	Bullnose Ends	Bevel Ends	Equalizer Glides	Casters
\$566	\$530	N/C	\$94	\$64	\$124	\$124	\$36	\$200
830	794	N/C	94	64	124	124	36	200
935	899	N/C	94	64	124	124	36	200
988	952	N/C	94	64	124	124	36	200
ADD 7% TO PRICES								
\$585	\$549	N/C	\$94	\$49	\$124	\$124	\$36	\$200
911	875	N/C	94	64	124	124	36	200
951	915	N/C	94	64	124	124	36	200
\$1490	\$1426	N/C	N/A	\$259	\$124	\$124	\$36	\$200

Jupiter Pedestals

Thirty (30) Year Warranty

JUPITER

Solid Steel Pedestals

PEDESTAL SPECIFICATIONS:

Base: Cold finished solid steel available 2" dia.

Spider: Cast iron with locking feature, machined for column recess.

Columns: 2" columns are 14 gauge, 3" columns are 16 gauge. All columns are cold rolled steel tubing and square cut to insure levelness.

Tie Rod: Steel rod 1/2"-13 threads.

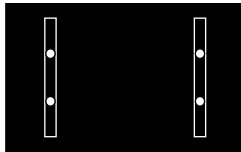
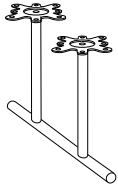
Glides: Adjustable 1" dia. stainless steel. Stem is 1/4" - 20 x 1/2".

Overall Height: 27-3/4" with stainless steel glides.

Packaging: Shipped fully assembled and cartoned individually.

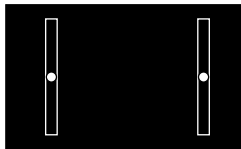
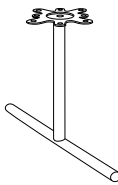
Table Top Screws: Set of 8 screws furnished per spider on each pedestal.

All end bases priced as each.



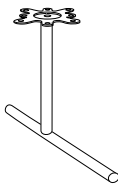
Includes 2 glides

Base Model	Base Spread	Column Dia.	Unpacked Weight	Top Capacity	Spider Size	List Price Textured & Smooth Pedestal Finishes
EEB-36-2	36"	(2) 2"	60 lbs	48" x 96"	(2)10"	\$599
EEB-42-2	42"	(2) 2"	67	60" x 96"	(2)10"	620



Includes 2 glides

EEB-16	16"	2"	31 lbs	18" x 96"	10"	\$314
EEB-20	20"	2"	34	24" x 96"	10"	335
EEB-26	26"	2"	40	30" & 36" x 96"	10"	357
EEB-36	36"	2"	56	42" x 96"	18"	398



Includes 2 glides
2" standard offset

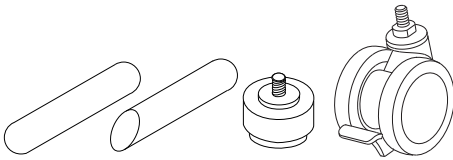
EEBO-16	16"	2"	31 lbs	18" x 96"	10"	\$322
EEBO-20	20"	2"	34	24" x 96"	10"	343
EEBO-26	26"	2"	40	36" x 96"	10"	369

Use 2 pedestals for tops to 96". Add additional pedestals for tops longer than 96".

JUPITER

Solid Steel Pedestals

	Page
Pedestal Finish Selections	207
Design Data	220-227
Additional Options	208-219



Options - Add To List Price

Chrome	Metallic	2nd Finish	Special Height	Bullnose Ends	Bevel Ends	Equalizer Glides	Casters
\$715	\$676	N/C	\$96	\$62	\$62	\$18	\$100
737	698	N/C	96	62	62	18	100
\$377	\$356	N/C	\$49	\$62	\$62	\$18	\$100
405	382	N/C	49	62	62	18	100
437	410	N/C	49	62	62	18	100
506	470	N/C	49	62	62	18	100
\$385	\$364	N/C	\$49	\$62	\$62	\$18	\$100
413	390	N/C	49	62	62	18	100
449	422	N/C	49	62	62	18	100

ADD 7% TO PRICES

Jupiter Pedestals

Thirty (30) Year Warranty

EXCALIBER

Solid Steel Pedestals

PEDESTAL SPECIFICATIONS:

Base: Cold finished solid steel available in 3/4" x 2-1/4"

Spider: Cast iron, machined for column recess.

Columns: 2" columns are 14 gauge, 3" columns are 16 gauge. All columns are cold rolled steel tubing and square cut to insure levelness.

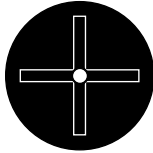

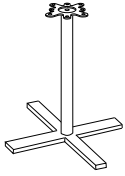
Tie Rod: Steel rod 1/2"-13 threads.

Glides: Adjustable 1" dia. stainless steel. Stem is 1/4" - 20 x 1/2".

Overall Height: 27-3/4" with stainless steel glides.

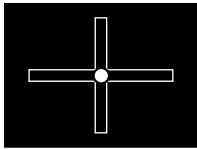
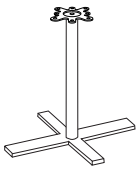
Packaging: Shipped fully assembled and cartoned individually.

Table Top Screws: Set of 8 screws furnished per spider on each pedestal.



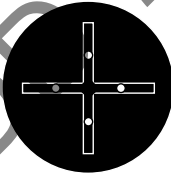
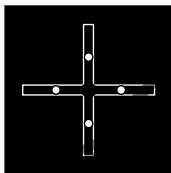

Includes 4 glides

Base Model	Base Spread	Column Dia.	Unpacked Weight	Top Capacity	Spider Size	List Price
852D-20	20" x 20"	2"	32 lbs	24" rd, 24" sq	10"	\$452
852D-26	26" x 26"	2"	37	30" rd, 30" sq	10"	488
853D-30	30" x 30"	3"	47	42" rd, 36" sq	10"	691
853D-36	36" x 36"	3"	53	54" rd, 48" sq	18"	761



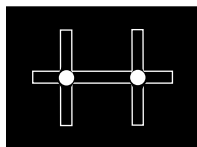

Includes 4 glides

852D-2026	20" x 26"	2"	34 lbs	24" x 30"	10"	\$481
852D-2030	20" x 30"	2"	36	24" x 42"	10"	537
853D-2630	26" x 30"	3"	45	30" x 42"	10"	659
853D-3036	30" x 36"	3"	51	36" x 42"	10"	725



Includes 4 glides

852D-36-4	36" x 36"	(4) 2"	74 lbs	60" rd, 48" sq	(4)10"	\$996
852D-42-4	42" x 42"	(4) 2"	80	72" rd, 60" sq	(4)10"	1075



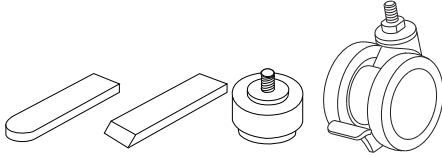
Includes 6 glides

852D-2036-2	20" x 36"	(2) 2"	49 lbs	24" x 48"	(2)10"	\$842
852D-2636-2	26" x 36"	(2) 2"	53	30" x 48"	(2)10"	928

EXCALIBER

Solid Steel Pedestals

	Page
Pedestal Finish Selections	207
Design Data	220-227
Additional Options	208-219



Options - Add To List Price

Chrome	Metallic	2nd Finish	Flip Top	Special Height	Radius Ends	Bevel Ends	Equalizer Glides	Casters
\$561	\$525	N/C	\$94	\$49	\$124	\$124	\$36	\$200
597	561	N/C	94	49	124	124	36	200
800	764	N/C	94	64	124	124	36	200
870	834	N/C	94	64	124	124	36	200
ADD 7% TO PRICES								
\$590	\$554	N/C	\$94	\$49	\$124	\$124	\$36	\$200
646	610	N/C	94	49	124	124	36	200
768	732	N/C	94	64	124	124	36	200
834	798	N/C	94	64	124	124	36	200
ADD 7% TO PRICES								
\$1188	\$1124	N/C	N/A	\$194	\$124	\$124	\$36	\$200
1267	1203	N/C	N/A	194	124	124	36	200
ADD 7% TO PRICES								
\$958	\$914	N/C	N/A	\$97	\$186	\$186	\$54	\$299
1044	999	N/C	N/A	97	186	186	54	299

Excaliber Pedestals

Thirty (30) Year Warranty

EXCALIBER

Solid Steel Pedestals

PEDESTAL SPECIFICATIONS:

Base: Cold finished solid steel available in 3/4" x 2-1/4"

Spider: Cast iron, machined for column recess.

Columns: 2" columns are 14 gauge, 3" columns are 16 gauge. All columns are cold rolled steel tubing and square cut to insure levelness.

Tie Rod: Steel rod 1/2"-13 threads.

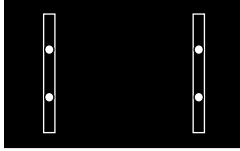
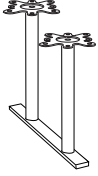
Glides: Adjustable 1" dia. stainless steel. Stem is 1/4" - 20 x 1/2".

Overall Height: 27-3/4" with stainless steel glides.

Packaging: Shipped fully assembled and cartoned individually.

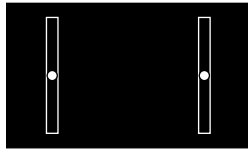
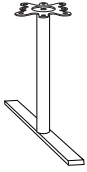
Table Top Screws: Set of 8 screws furnished per spider on each pedestal.

All end bases priced as each.



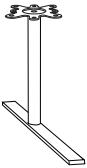
Includes 2 glides

Base Model	Base Spread	Column Dia.	Unpacked Weight	Top Capacity	Spider Size	List Price Textured & Smooth Pedestal Finishes
852D-30EB-2*	30"	(2) 2"	34 lbs	36", 42" x 96"	(2) 10"	\$549
852D-36EB-2*	36"	(2) 2"	37	48" x 96"	(2) 10"	587



Includes 2 glides

852D-16EB	16"	2"	16 lbs	18" x 96"	10"	\$282
852D-20EB	20"	2"	17	24" x 96"	10"	314
852D-26EB	26"	2"	20	30" x 96"	10"	361



Includes 2 glides
2" standard offset

852D-16EBO	16"	2"	16 lbs	18" x 96"	10"	\$282
852D-20EBO	20"	2"	17	24" x 96"	10"	314
852D-26EBO	26"	2"	20	30" x 96"	10"	361

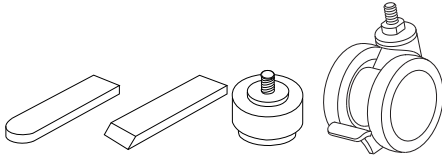
Use 2 pedestals for tops to 96". Add additional pedestals for tops longer than 96".

Berco Customer Service (888) 772-4788

EXCALIBER

Solid Steel Pedestals

	Page
Pedestal Finish Selections	207
Design Data	220-227
Additional Options	208-219



Options - Add To List Price

Chrome	Metallic	2nd Finish	2 Flip Tops w/bridge or Nesting	Special Height	Radius Ends	Bevel Ends	Equalizer Glides	Casters
\$663	\$625	N/C	N/A	\$97	\$62	\$62	\$18	\$100
701	664	N/C	N/A	97	62	62	18	100
\$344	\$323	N/C	\$204	\$49	\$62	\$62	\$18	\$100
384	361	N/C	204	49	62	62	18	100
442	415	N/C	204	49	62	62	18	100
\$334	\$323	N/C	\$204	\$49	\$62	\$62	\$18	\$100
384	361	N/C	204	49	62	62	18	100
442	415	N/C	204	49	62	62	18	100

ADD 7% TO PRICES

Excaliber Pedestals

Thirty (30) Year Warranty

OLYMPIA

Solid Steel Pedestals

PEDESTAL SPECIFICATIONS:

Base: Cold finished solid steel available in 3/4" x 2-1/4"

Spider: Cast iron with locking feature, machined for column recess.

Columns: 2" columns are 14 gauge, 3" columns are 16 gauge. All columns are cold rolled steel tubing and square cut to insure levelness.

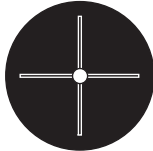
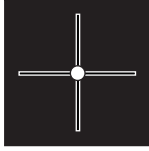
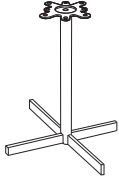
Tie Rod: Steel rod 1/2"-13 threads.

Glides: Adjustable 1" dia. stainless steel. Stem is 1/4" - 20 x 1/2".

Overall Height: 27-3/4" with stainless steel glides.

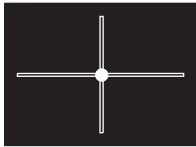
Packaging: Shipped fully assembled and cartoned individually.

Table Top Screws: Set of 8 screws furnished per spider on each pedestal.



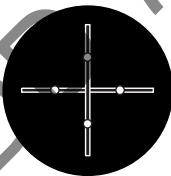

Includes 4 glides

Base Model	Base Spread	Column Dia.	Unpacked Weight	Top Capacity	Spider Size	List Price
872D-20	20" x 20"	2"	34 lbs	24" rd, 30" sq	10"	\$452
872D-26	26" x 26"	2"	37	36" rd, 36" sq	10"	488
873D-26	26" x 26"	3"	38	42" rd, 36" sq	10"	712
873D-30	30" x 30"	3"	47	54" rd, 42" sq	18"	691
873D-36	36" x 36"	3"	53	60" rd, 48" sq	18"	761



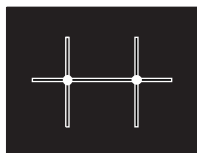

Includes 4 glides

872D-2026	20" x 26"	2"	34 lbs	24" x 36"	10"	\$481
873D-2630	26" x 30"	3"	45	30" 36" x 42"	18"	659
873D-2636	26" x 36"	3"	48	36" x 48"	18"	725



Includes 4 glides

872D-36-4	36" x 36"	(4) 2"	75 lbs	72" rd, 60" sq	(4)10"	\$996
-----------	-----------	--------	--------	----------------	--------	-------



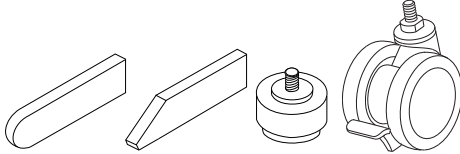
Includes 6 glides

872D-2036-2	20" x 36"	(2) 2"	49 lbs	24" X 60"	(2)10"	\$842
872D-2636-2	26" x 36"	(2) 2"	53	36" x 72"	(2)10"	928

OLYMPIA

Solid Steel Pedestals

	Page
Pedestal Finish Selections	207
Design Data	220-227
Additional Options	208-219



Options - Add To List Price

Chrome	Metallic	2nd Finish	Flip Top	Special Height	Radius Ends	Bevel Ends	Equalizer Glides	Casters
\$561	\$525	N/C	\$94	\$49	\$124	\$124	\$36	\$200
597	561	N/C	94	49	124	124	36	200
821	785	N/C	94	64	124	124	36	200
800	764	N/C	94	64	124	124	36	200
870	834	N/C	94	64	124	124	36	200
\$590	\$554	N/C	\$94	\$49	\$124	\$124	\$36	\$200
768	732	N/C	94	64	124	124	36	200
834	798	N/C	94	64	124	124	36	200
\$1188	\$1124	N/C	N/A	\$194	\$124	\$124	\$36	\$200
\$958	\$914	N/C	N/A	\$97	\$186	\$186	\$54	\$299
1044	999	N/C	N/A	97	186	186	54	299

ADD 7% TO PRICES

Thirty (30) Year Warranty

OLYMPIA

Solid Steel Pedestals

PEDESTAL SPECIFICATIONS:

Base: Cold finished solid steel available in 3/4" x 2-1/4"

Spider: Cast iron with locking feature, machined for column recess.

Columns: 2" columns are 14 gauge, 3" columns are 16 gauge. All columns are cold rolled steel tubing and square cut to insure levelness.

Tie Rod: Steel rod 1/2"-13 threads.

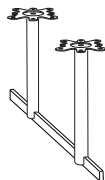
Glides: Adjustable 1" dia. stainless steel. Stem is 1/4" - 20 x 1/2".

Overall Height: 27-3/4" with stainless steel glides.

Packaging: Shipped fully assembled and cartoned individually.

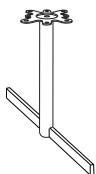
Table Top Screws: Set of 8 screws furnished per spider on each pedestal.

All end bases priced as each.



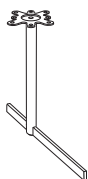
Includes 2 glides

Base Model	Base Spread	Column Dia.	Unpacked Weight	Top Capacity	Spider Size	List Price
872D-30EB-2	30"	(2) 2"	34 lbs	48" x 96"	(2)10"	\$549
872D-36EB-2	36"	(2) 2"	37 lbs	48" x 96"	(2)10"	587
872D-42EB-2	42"	(2) 2"	40	60" x 96"	(2)10"	662



Includes 2 glides

872D-16EB	16"	2"	16 lbs	18" x 96"	10"	\$282
872D-20EB	20"	2"	17	24" x 96"	10"	314
872D-26EB	26"	2"	20	30",36" x 96"	10"	361
872D-36EB	36"	2"	34	42" x 96"	18"	430



Includes 2 glides
2" standard offset

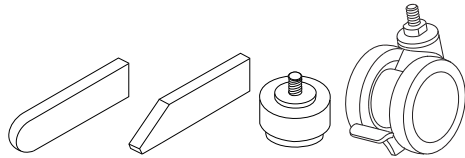
872D-16EBO	16"	2"	16 lbs	18" x 96"	10"	\$282
872D-20EBO	20"	2"	17	24" x 96"	10"	314
872D-26EBO	26"	2"	20	30",36" x 96"	10"	361

Use 2 pedestals for tops to 96". Add additional pedestals for tops longer than 96".

OLYMPIA

Solid Steel Pedestals

	Page
Pedestal Finish Selections	207
Design Data	220-227
Additional Options	208-219



Options - Add To List Price

Chrome	Metallic	2nd Finish	2 Flip Tops w/bridge or Nesting	Special Height	Radius Ends	Bevel Ends	Equalizer Glides	Casters
\$673	\$625	N/C	N/A	\$97	\$62	\$62	\$18	\$100
701	664	N/C	N/A	97	62	62	18	100
776	739	N/C	N/A	97	62	62	18	100
<div style="position: absolute; top: 50%; left: 50%; transform: translate(-50%, -50%); opacity: 0.1; font-size: 4em; pointer-events: none;"> ADD 7% TO PRICES </div>								
\$344	\$323	N/C	\$204	\$49	\$62	\$62	\$18	\$100
384	361	N/C	204	49	62	62	18	100
442	415	N/C	204	49	62	62	18	100
503	477	N/C	204	49	62	62	18	100
<div style="position: absolute; top: 50%; left: 50%; transform: translate(-50%, -50%); opacity: 0.1; font-size: 4em; pointer-events: none;"> ADD 7% TO PRICES </div>								
\$344	\$323	N/C	\$204	\$49	\$62	\$62	\$18	\$100
384	361	N/C	204	49	62	62	18	100
442	415	N/C	204	49	62	62	18	100

Olympia Pedestals

Thirty (30) Year Warranty

STARFIRE

Cast Iron Pedestals

PEDESTAL SPECIFICATIONS:

Base: Cast iron, machined for column recess.

Spider: Cast iron, machined for column recess.

Columns: 2" columns are 14 gauge, 3" columns are 16 gauge. All columns are cold rolled steel tubing and square cut to insure levelness.

Carriage Bolt: Steel rod 1/2"-13 threads.


Glides: Adjustable 1" dia. stainless steel. Stem is 1/4" - 20 x 1/2".

Overall Height: 27-3/4" with stainless steel glides.

Packaging: Shipped fully assembled and cartoned individually.

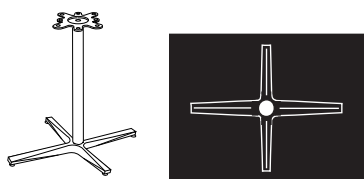
Table Top Screws: Set of 8 screws furnished per spider on each pedestal.

All end bases priced as each.



Includes 4 glides

Model	Base Spread	Column Dia.	Unpacked Weight	Top Capacity	Spider Size	List Price	
						Textured	Smooth
32-22	22" x 22"	2"	30 lbs	30" rd, 30" sq	10"	\$152	\$194
32-26	26" x 26"	2"	33	36" rd, 36" sq	10"	165	215
33-32	32" x 32"	3"	32	51" rd, 42" sq	10"	191	254
33-42	42" x 42"	3"	60	60" rd, 48" sq	18"	363	432



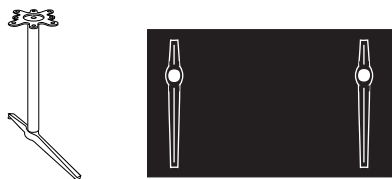
Includes 4 glides

33-2431	24" x 31"	3"	31 lbs	30" x 48"	10"	\$191	\$254
---------	-----------	----	--------	-----------	-----	-------	-------



Includes 2 glides

32-22EB	22"	2"	22 lbs	(24) 30" x 96"	10"	\$142	\$165
32-26EB	26"	2"	24	36" x 96"	10"	150	171



Includes 2 glides
4" standard offset

32-20EBOS	20"	2"	22 lbs	(24) 30" x 96"	10"	\$142	\$165
-----------	-----	----	--------	----------------	-----	-------	-------

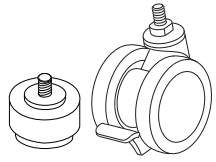
Use 2 pedestals for tops to 96". Add additional pedestals for tops longer than 96".

STARFIRE

Cast Iron Pedestals

	Page
Pedestal Finish Selections	207
Design Data	220-227
Additional Options	208-219

Starfire Pedestals



Options - Add To List Price

Chrome	Metallic	2nd Finish	2 Flip Tops w/bridge or Nesting	Flip Top	Special Height	Equalizer Glides	Casters
\$309	\$270	N/C	N/A	\$94	\$49	\$36	\$200
339	298	N/C	N/A	94	49	36	200
420	365	N/C	N/A	94	64	36	200
650	577	N/C	N/A	94	64	36	200
\$389	\$344	N/C	N/A	\$94	\$64	\$36	\$200
\$264	\$230	N/C	\$204	N/A	\$49	\$18	\$100
274	240	N/C	204	N/A	49	18	100
\$264	\$230	N/C	\$204	N/A	\$49	\$18	\$100

ADD 7% TO PRICES

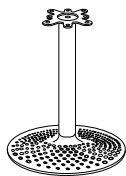
Thirty (30) Year Warranty

MARBLEHEAD

Cast Iron Pedestals

Specify in the following sequence:

- 1) quantity6
- 2) base model503-28
- 3) descriptionMarblehead Pedestal
- 4) base and column finishS10 Ebony
- 5) optionFlip Top
- 6) optionalProvide Top Size



Includes 5 glides

PEDESTAL SPECIFICATIONS:

Base: Cast iron, machined for column recess.

Spider: Cast iron, machined for column recess.

Columns: 2" columns are 14 gauge, 3" columns are 16 gauge. All columns are cold rolled steel tubing and square cut to insure levelness.

Carriage Bolt: Steel rod 1/2"-13 threads.

Glides: Adjustable 1" dia. stainless steel. Stem is 1/4" - 20 x 1/2".

Casters: Not available.

Overall Height: 27-3/4" with stainless steel glides.

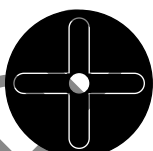
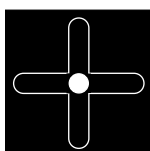
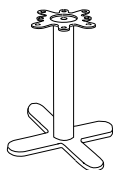
Packaging: Shipped fully assembled and cartoned individually.

Table Top Screws: Set of 8 screws furnished per spider on each pedestal.

Model	Base Spread	Column Dia.	Unpacked Weight	Top Capacity	Spider Size	List Price	
						Textured	Smooth
502-18	18" dia	2"	41 lbs	30" rd, 24" sq	10"	\$196	\$260
502-22	22" dia	2"	53	42" rd, 36" sq	10"	275	347
503-28	28" dia"	3"	99	60" rd, 48" sq	18"	457	537

POPSTIK

Cast Iron Pedestals



Includes 4 glides

PEDESTAL SPECIFICATIONS:

Base: Cast iron, machined for column recess.

Spider: Cast iron, machined for column recess.

Columns: 3" and 4" columns are 16 gauge. All columns are cold rolled steel tubing and square cut to insure levelness.

Tie Rod: Steel rod 1/2"-13 threads.

Glides: Adjustable 1" dia. stainless steel. Stem is 1/4" - 20 x 1/2".

Casters: Not available.


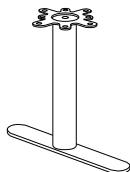
Overall Height: 27-3/4" with stainless steel glides.

Packaging: Shipped fully assembled and cartoned individually.

Table Top Screws: Set of 8 screws furnished per spider on each pedestal.

All end bases priced as each.

Model	Base Spread	Column Dia.	Unpacked Weight	Top Capacity	Spider Size	List Price	
						Textured	Smooth
53-22	22"	3"	47 lbs	30" rd, 30" sq	10"	\$237	\$354
53-26	26"	3"	47	36" rd, 36" sq	10"	252	369
54-32	32"	4"	52	51" rd, 42" sq	15"	326	469
54-42	42"	4"	80	60" rd, 48" sq	18"	469	627



Includes 2 glides

53-22EB	22"	3"	30	30" x 96"	10"	\$206	\$322
53-26EB	26"	3"	30	36" x 96"	10"	214	331

Use 2 pedestals for tops to 96". Add additional pedestals for tops longer than 96".

Berco Customer Service (888) 772-4788

MARBLEHEAD

Cast Iron Pedestals

	Page
Pedestal Finish Selections	207
Design Data	220-227
Additional Options	208-219



Options - Add To List Price

Chrome	2 Finishes* or Metallic	Different Column Finish	Flip Top	Special Height	Equalizer Glides
\$424	\$339	N/C	\$94	\$49	\$44
543	439	N/C	94	49	44
N/A	677	N/C	94	64	44

POPSTIK

Cast Iron Pedestals

	Page
Pedestal Finish Selections	207
Design Data	220-227
Additional Options	208-219



Options - Add To List Price

Chrome	Metallic	2nd Finish	2 Flip Tops w/bridge	Flip Top	Special Height	Equalizer Glides
\$623	\$467	N/C	N/A	\$94	\$64	\$36
641	481	N/C	N/A	94	64	36
754	565	N/C	N/A	94	82	36
N/A	877	N/C	N/A	94	82	36
\$586	\$439	N/C	\$204	N/A	\$64	\$18
598	448	N/C	204	N/A	64	18

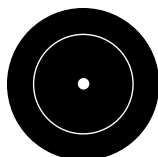
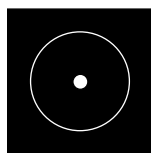
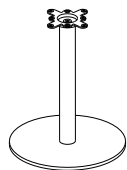
Thirty (30) Year Warranty

Marblehead/Popstik

ADD 7% TO PRICES

DISCUS

Steel Spinning Pedestals



Includes 6 glides

PEDESTAL SPECIFICATIONS:

Base: Cast iron with 18 gauge spun steel cover.

Spider: Cast iron, machined for column recess.

Columns: 3" and 4" columns are 16 gauge. All columns are cold rolled steel tubing and square cut to insure levelness.

Carriage Bolt: Steel rod 1/2"-13 threads.

Glides: Adjustable 1" dia. stainless steel. Stem is 1/4" - 20 x 1/2".

Casters: Not available.

Overall Height: 27-3/4" with stainless steel glides.

Packaging: Shipped fully assembled and cartoned individually.

Table Top Screws: Set of 8 screws furnished per spider on each pedestal.

Discs: 16 gauge cold finished steel available in many sizes.

Bullnose Plug: 3/4" thick solid steel.

Fluted Plug: 1-1/2" thick solid steel.


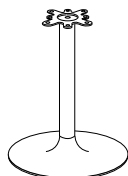
Bell Plug: 1-1/2" thick solid steel.

Model	Base Spread	Column Dia.	Unpacked Weight	Top Capacity	Spider Size	Textured	List Price	Smooth
753-18	18" dia	3"	40 lbs	24" rd, 24" sq	10"	\$350		\$369
753-22	22" dia	3"	50	36" rd, 30" sq	10"	356		422
754-28	28" dia	4"	83	54" rd, 42" sq	18"	527		590

Discus / Vortex

VORTEX

Steel Spinning Pedestals



No Glides

PEDESTAL SPECIFICATIONS:

Base: 14 gauge (.083") spun steel, bases are specially weighted for maximum stability.

Spider: Cast iron, machined for column recess.

Columns: 2" columns are 14 gauge, 3" columns are 16 gauge. All columns are cold rolled steel tubing and square cut to insure levelness.

Carriage Bolt: Steel rod 1/2"-13 threads.

Glides and Casters: NOT AVAILABLE.

Overall Height: 27-3/4"

Packaging: Shipped fully assembled and cartoned individually.

Table Top Screws: Set of 8 screws furnished per spider on each pedestal.

Model	Base Spread	Column Dia.	Unpacked Weight	Top Capacity	Spider Size	Textured	List Price	Smooth
72-18	18" dia	2"	33 lbs	30" rd, 30" sq	10"	\$350		\$369
73-24	4" dia	3"	60	48" rd, 36" sq	18"	434		457
73-30	30" dia	3"	64	60" rd, 42" sq"	18"	615		650

Use 2 pedestals for tops to 96". Add additional pedestals for tops longer than 96".

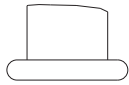
Berco Customer Service (888) 772-4788

DISCUS

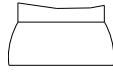
Steel Spinning Pedestals

	Page
Pedestal Finish Selections	207
Design Data	220-227
Additional Options	208-219

Plug Option



Model - R
Bullnose Plug (R)



Model - B
Bell Plug (B)



Model - F
Fluted Plug (F)



Options - Add To List Price

Chrome	2nd Metallic	Finish	Powder	Chrome	Metallic	Flip Top	Special Height	Equalizer Glides
\$516	\$468	N/C	\$88	\$103	\$99	\$94	\$64	\$55
595	537	N/C	88	103	99	94	64	55
766	707	N/C	N/A	N/A	N/A	94	82	55

ADD 7% TO PRICES

VORTEX

Steel Spinning Pedestals

Discus / Vortex

Chrome	2nd Metallic	2nd Finish	Special Height
\$527	\$474	N/C	\$49
620	565	N/C	64
861	791	N/C	64

Thirty (30) Year Warranty

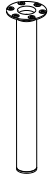
TITAN

Tubular Steel Leg Pedestals

PEDESTAL SPECIFICATIONS

Spider: Cast iron, machined for column recess.
Columns: 2" columns are 14 gauge, 3" and 4" columns are 16 gauge. All columns are cold rolled steel tubing and square cut to insure levelness.
Glide: Adjustable 1" dia. stainless steel. Stem is 5/16"-18 x 3/4".
Tie Rod: Steel rod 1/2"-13 threads.
Casters: Consult factory for availability.
Overall Height: 27-3/4".
Packaging: Shipped fully assembled and cartoned in units of 1, 2 or 4.
Table Top Screws: Set of 6 or 8 screws furnished per spider on each pedestal.
Flat Plug: 1/4" thick solid steel (Series 90).
Bell Plug: 1-1/2" thick solid steel (Series 95).
Fluted Plug: 1-1/2" thick solid steel (Series 97).

30" Minimum Top Width

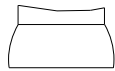
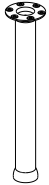


Flat Plug

Includes 1 Glide

Base Model	Leg Dia.	Unpacked Weight	Spider Size	List Price
92S	2"	14 lbs	6"	\$104
93S	3"	15	6"	136
94S	4"	20	15"	234

30" Minimum Top Width



Bell Plug

Includes 1 Glide

Distance between legs should not exceed 48"

952S	2"	15	6"	\$136
953S	3"	16	6"	187

30" Minimum Top Width



Fluted Plug

Includes 1 Glide

Distance between legs should not exceed 48"

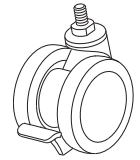
973S	3"	16	6"	\$206
------	----	----	----	-------

ADD 7% TO PRICES

TITAN

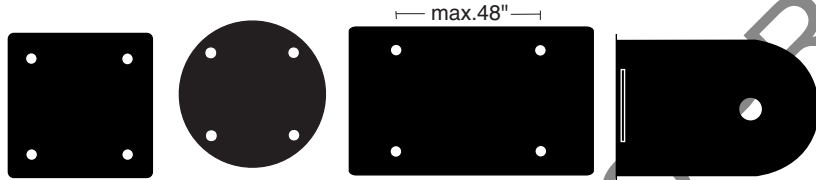
Tubular Steel Leg Pedestals

	Page
Pedestal Finish Selections	207
Design Data	220-227
Additional Options	208-219



Options - Add To List Price


Chrome	Metallic	Different Plug Finish	Corner Spider †	Special Height	Casters
\$124	\$118	\$24	\$17	\$49	\$50
163	154	24	17	64	50
271	258	24	17	82	50



\$175	\$162	\$24	\$17	\$49	\$50
228	214	24	17	64	50

† 30" Minimum Top Width
48"x 48" maximum top capacity.

92S with corner spider



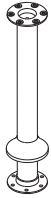
\$250	\$235	\$24	\$17	\$64	\$50
-------	-------	------	------	------	------

Titan Pedestals

Thirty (30) Year Warranty

FIXED PEDESTALS

Permanent Mount Pedestals



PMB



PMBE

PEDESTAL SPECIFICATIONS:

Spider: Machined cast iron 6" dia.

Column: 3" dia. 16 gauge.

Steel Spinning: 16 gauge movable steel spinning covers floor mounted spider.

Tie Rod: Steel rod 1/2"-13 threads.

Overall Height: 27-3/4"

Weight: 14 lbs.

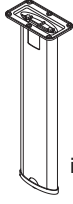
Packaging: Shipped fully assembled.

Table Top Screws: Set of 6 screws furnished per spider. Floor hardware for installation Not Provided.

Model	Maximum Top Size With One Side Wall Mounted	Maximum Top Size Self Supporting	Spider Size	List Price Textured & Smooth Pedestal Finishes
Titan PMB (Bolt Down)	36" x 60"	30" sq, 36" rd	6"	\$158
Titan PMBE Bolt Down	36' x 60"			272



iO Plus PMB



iO Plus PMBE1



iO Plus PMBE2

PEDESTAL SPECIFICATIONS:

Spider: Cast Aluminum 5" x 9"

Column: Oval 2" x 6-3/4" .080" thick aluminum extrusion

Steel Cover: 18 gauge movable steel covers floor mounted spider.

Hex Rod: 2 Steel bolts 3/8"-16 threads.

Overall Height: 27-3/4"

Weight: 9.5 lbs.


Packaging: Shipped fully assembled.

Table Top Screws: Set of 6 screws furnished per spider. Floor hardware for installation Not Provided.

iO Plus PMB (Bolt Down)	36" x 60"	30" sq, 36" rd	6"	\$201
iO PLUS PMBE (Bolt down)	Application dependant consult customer service			241

FIXED PEDESTALS

Permanent Mount Pedestals



	Page
Pedestal Finish Selections	207
Design Data	220-227
Additional Options	208-219

Fixed Pedestals-Permanent

Options - Add To List Price

Chrome	Metallic	Special Height
\$207	\$191	C/F
321	299	CF



	Page
Pedestal Finish Selections	207
Design Data	220-227
Additional Options	208-219

N/A	\$251	N/A
N/A	302	N/A

ADD TO PRICES

Curved Modesty Panels Available. Contact Customer Service for details.

Thirty (30) Year Warranty

VOLUMA

Cylinder Pedestals

PEDESTAL SPECIFICATIONS:

Base: This specially constructed cylinder is fabricated from high grade particleboard and plywood, and can be covered with high pressure laminate or wood veneer. Veneer is book matched and finished without visible joinery. Cylinders may have 1 or 2 seams.

Mounting Plate: 3/4" MDF

Glides: Adjustable 1" dia. stainless steel. Stem is 1/4" - 20 x 1".

Overall Height: 27-3/4" with self leveling glides.

Packaging: Shipped fully assembled and cartoned individually. 65-36C crated in units of 2.

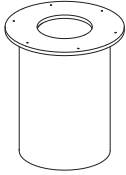
Table Top Screws: Set of 6 screws furnished for each mounting plate.

Ballast: Cylinder pedestals are shipped without ballast for lower shipping cost. Ballast may be added by removing mounting plate. 70-80 lbs.

Special Heights: Heights less than 27-3/4", any model add \$62

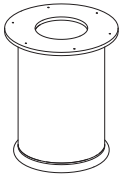
Heights over 27-3/4" - Consult Customer Service (not available on steel finishes)

Foot: Lathe turned hardwood 1-3/4" thick, stained, and available in two styles: Bullnose
Fluted



Includes 5 glides

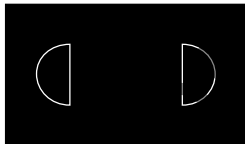
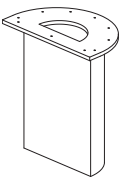
Model	Base Spread	Unpacked Weight	Top Capacity	Mounting Plate Size	Laminate	List Price Veneer	Metal Laminate
65-18	18" dia	46	(2)48" x 144"	24"	\$982	\$1255	\$2530
65-24	24" dia	77	(2)60" x 144"	36"	1032	1391	2583



Includes 5 glides

Matches W-19 edge

69-18	18" dia	61	48" rd., 42" sq.	24"	\$1592	\$1757	\$3171
69-24	24" dia	92	72" rd., 54" sq.	36"	1765	1875	3290



Use 2 Half cylinders for tops to 120" long.
Tops over 120" long use additional full cylinder pedestal.

Includes 5 glides.

65-18EB	18" dia	30	(2) 48" x 120"	24"	\$1027	\$1314	\$1834
65-24EB	24" dia	34	(2) 60" x 120"	36"	1081	1456	2648

Cylinder Pedestals not suitable for glass tops.
All mounting plates are unfinished surfaces.

Berco Customer Service (888) 772-4788

VOLUMA

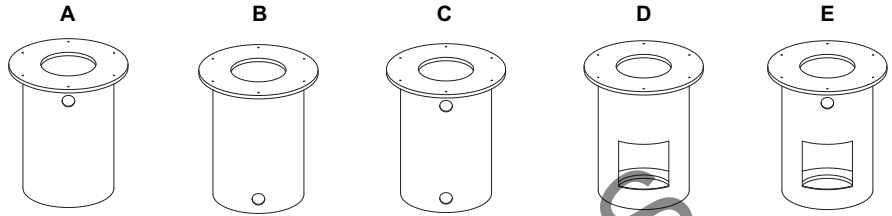
Cylinder Pedestals Options

PEDESTAL OPTIONS:

The customer may specify the location for doors and grommets. If no specification is sent, Berco will submit a drawing for approval which will have to be signed and returned before an order can be entered.

	Page
Pedestal Finish Selections	207
Design Data	220-227
Additional Options	208-219

Special Stain: Sample must be provided - Add \$553 Per Order

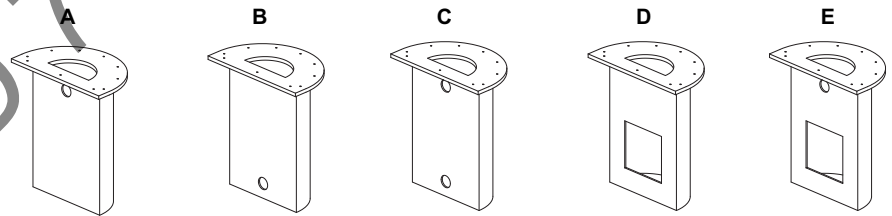


Options - Add To List Price

2nd Finish	Grommet Top	Grommet Bottom	Two Grommets	Access Door	Access Door With Grommet
N/A	\$81	\$81	\$159	\$518	\$599
N/A	81	81	159	518	599

NOTE: Above options are ONLY available on Cylinder Pedestals with Laminate and Veneer finishes.

\$40	\$81	\$81	\$159	\$518	\$599
40	81	81	159	518	599



\$81	\$81	\$81	\$159	\$518	\$599
81	81	81	159	518	599

All cylinders have top & bottom openings.

Voluma Pedestals-Cylinder

ADD 7% TO PRICES

Thirty (30) Year Warranty


VOLUMA

Panel End Pedestals

Pedestal Finish Selections	Page 207
Design Data	220-227
Additional Options	208-219

PEDESTAL SPECIFICATIONS:

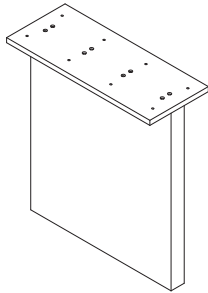
Panels: Constructed of 2 layers of 1-1/8" thick core with laminate or veneer face.
 Panel is 2-1/4" thick.
Mounting Plate: 3/4" MDF
Carriage Bolt: Steel rod 1/2"-13 threads.
Glides: Adjustable 1" dia stainless steel. Stem is 1/4"- 20 x 1/2".
Casters: Not Available.
Overall Height: 27-3/4" with stainless steel glides.
Packaging: Shipped fully assembled and packed individually in cardboard cartons.
Table Top Screws: Set of 16 screws furnished per each panel.
Foot: Solid wood available in Square Style (W17/V17).



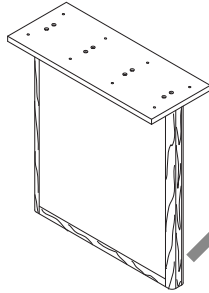
Top Width	30" to 36"	42" to 48"	54" to 60"
Panel Width	24"	32"	36"
Panel Thickness	2-1/4"	2-1/4"	2-1/4"
Unpacked Weight	92lbs.	102lbs.	112lbs.

Voluma Pedestals-Panel End

Model	Description	List Price - Each			Add Multiple Finishes
		Standard	Laminate, Wood, Veneer With Standard Finishes		
L-10	Laminate self edge	\$796	\$828	\$863	N/A
W-17	Laminate with square hardwood edge and square wood foot	1021	1056	1099	N/A
V-10	Veneer self edge	1033	1056	1090	N/A
V-17	Veneer with square hardwood edge and square wood foot	1021	1056	1099	\$205



L-10 / V-10



W-17 / V-17

ADD 7% TO PRICES

Special Stain - sample must be provided - Add \$500 List Per Order.

Use 2 pedestals for tops to 96".
 Add additional pedestals for tops longer than 96".

SEQUOIA

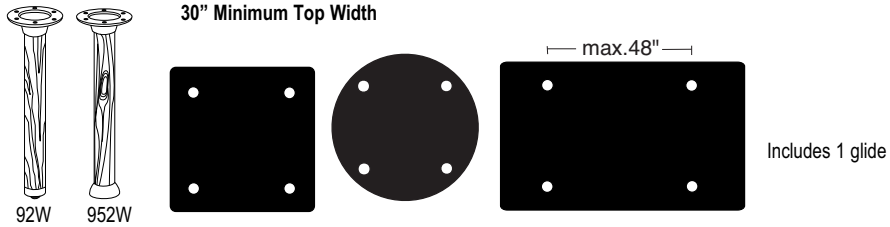
Solid Hardwood Legs

LEG SPECIFICATIONS:

Leg: Laminated select solid red and white oak, ash, maple or cherry.
Spider: Cast iron.
Tie Rod: Steel rod 1/2"-13 threads
Glides: Adjustable 1" dia. stainless steel. Stem is 1/4"- 20 x 1/2".
Casters: **Not Available.**
Overall Heights: 27-3/4" with stainless steel glide.
 Custom heights to maximum of 32".
Packaging: Shipped fully assembled and cartoned in units of 4.
Table Top Screws: Set of 6 screws furnished with each leg.
Flat Plug: 1" thick solid steel.
Bell Plug: 1-1/2" thick solid steel.

	Page
Pedestal Finish Selections	207
Design Data	220-227
Additional Options	208-219

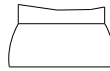
Special Stain: Sample must be provided - Add \$553 Per Order



Model	Leg Dia.	Unpacked Weight	Top Capacity	Spider Size	Textured, Smooth Plug				Chrome or Metallic Plug			
					Red Oak	White Oak & Ash	Maple	Cherry	Red Oak	White Oak or Ash	Maple	Cherry
92W	2"	7 lbs	48" x 96"	6"	\$238	\$275	\$284	\$333	\$256	\$294	\$308	\$358
93W	3"	10	48" x 96"	6"	255	293	306	356	277	319	332	388
952W	2"	8	48" x 96"	6"	282	324	339	395	302	347	362	424
953W	3"	12	48" x 96"	6"	302	347	362	424	322	370	387	451



Flat Plug
92W, 93W



Bell Plug
952W, 953W

ADD 7% TO PRICES

Walnut and Mahogany - Not available.
 Distance between legs should not exceed 48".

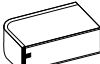

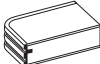
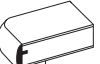



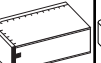
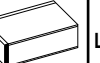
Thirty (30) Year Warranty

Sequoia Pedestals

Laminate Table Tops Self, Vinyl & PVC Edge

	Page
Surface Selections	198
Edge Specifications	199-205
Table and Base Options	208-219
Power & Data Options	214-217
Design Data	220-227

Edge Style, Type and Size

SelfRigid	PVC	Vinyl T-Mold			Specialty PVC	Option
				Padded *		
						
						Light Weight Top
L-10	P-12	L-15	L-20	L-24	P-14	
1/16"x1-1/4"	1/8"x1-1/4"	1/4"x1-1/4"	1/4"x1-3/4"	1/4"x1-1/4"	2mm x1-1/4"	

Square

Top Size	Unpacked Weight		List Price					Add	
	Standard	Light Weight	Standard	Standard	Standard	Standard	Standard		
18 x 18	14 lbs	10 lbs	\$183	\$183	\$184	\$231	N/A	\$202	\$64
24 x 24	24	16	192	192	194	242	242	212	64
30 x 30	37	24	263	263	266	331	331	289	64
36 x 36	52	34	333	333	334	418	418	367	85
42 x 42	70	45	498	498	500	626	626	548	180
48 x 48	91	58	535	535	537	673	673	588	180
54 x 54	114	68	921	921	923	1154	N/A	1012	192
60 x 60	140	84	1062	1062	1065	1356	N/A	1169	192

Round

18 dia	11 lbs	8 lbs	N/A	N/A	\$208	\$259	N/A	N/A	\$64
24 dia	19	13	N/A	N/A	218	275	275	N/A	64
30 dia	29	19	280	280	279	347	347	308	64
36 dia	41	27	335	335	334	418	418	369	85
42 dia	55	35	529	529	528	659	659	583	180
48 dia	71	46	616	616	615	756	756	678	180
54 dia	90	51	937	937	935	1170	1170	1031	192
60 dia	110	66	1038	1038	1037	1299	N/A	1143	192
72 dia††	N/A	97	1714	1714	1712	2141	N/A	1886	---
84 dia†	213	128	N/A	N/A	3028	3598	N/A	N/A	717
96 dia†	276	168	N/A	N/A	3483	4048	N/A	N/A	717

Rectangle

18 x 48	36 lbs	24 lbs	\$301	\$301	\$302	\$378	N/A	\$331	\$64
18 x 60	45	29	344	344	346	434	N/A	379	85
18 x 72	53	35	398	398	401	500	N/A	438	85
18 x 84	62	41	485	485	488	610	N/A	534	125
18 x 96	71	46	575	575	578	724	N/A	634	125
24 x 30	30	20	255	255	256	319	319	281	64
24 x 36	36	23	277	277	278	346	346	381	64
24 x 42	41	27	290	290	292	363	363	399	104
24 x 48	47	31	304	304	305	382	382	421	104

Please Note: PK-2/4 Contact factory for application and size requirements

* L-24 available in P11 Snow Only – top surface is NAUGAHYDE® Brand Fabric.

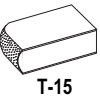
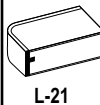

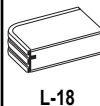

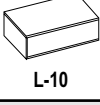
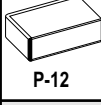
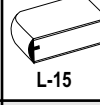
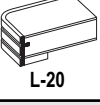
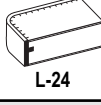
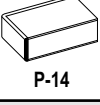
† Shipped as a one piece top with center seam. †† Two piece top with center seam.

Berco Customer Service (888) 772-4788

Laminate Table Tops Self, Vinyl & PVC Edge

Page	
Surface Selections	198
Edge Specifications	199-205
Table and Base Options	208-219
Power & Data Options	214-217
Design Data	220-227

Edge Style, Type and Size

Self	Rigid PVC	Vinyl T-Mold			Specialty PVC	Option
				Padded *		
						
						Light Weight Top
1/16"x1-1/4"	1/8"x1-1/4"	1/4"x1-1/4"	1/4"x1-3/4"	1/4"x1-1/4"	3mm x1-1/4"	

Rectangle

Top Size	Unpacked Weight		List Price					Add	
	Standard	Light Weight	Standard	Standard	Laminates	Laminates			
24 x 60	58 lbs	38 lbs	\$345	\$345	\$347	\$435	N/A	\$379	\$104
72	70	45	458	458	460	576	N/A	503	104
84	81	52	527	527	529	663	N/A	579	180
96	93	60	693	693	695	869	N/A	763	180
120	115	N/A	853	853	858	1073	N/A	939	N/A
144	138	N/A	1052	1052	1057	1318	N/A	1158	N/A
30 x 36	44	29	309	309	310	386	386	341	85
42	51	33	329	329	330	410	410	361	90
48	58	37	349	349	350	436	436	384	90
60	72	46	400	400	403	505	N/A	439	104
72	86	55	488	488	490	613	N/A	537	149
84	100	64	585	585	587	736	N/A	643	180
96	114	73	690	690	693	867	N/A	760	180
120	142	N/A	1096	1096	1099	1375	N/A	1205	N/A
144	170	N/A	1216	1216	1220	1524	N/A	1338	N/A
36 x 42	61	39	385	385	386	483	483	423	149
48	69	44	448	448	450	563	563	493	149
60	86	55	489	489	492	616	947	538	149
72	112	65	540	540	544	677	N/A	595	180
84	119	76	758	758	761	952	N/A	834	180
96	136	86	872	872	876	1094	N/A	960	180
120	169	N/A	1222	1222	1225	1532	N/A	1343	N/A
144	203	N/A	1498	1498	1502	1878	N/A	1648	N/A
42 x 48	80	51	535	535	537	673	N/A	588	180
60	99	63	588	588	591	740	N/A	648	252
72	119	75	827	827	829	1037	N/A	909	329
84	138	88	952	952	955	1195	N/A	1047	358
96	157	100	1112	1112	1115	1395	N/A	1223	358
120	196	N/A	1457	1457	1461	1828	N/A	1604	N/A
144	235	N/A	1650	1650	1654	2069	N/A	1815	N/A
48 x 60	113	72	754	754	757	947	N/A	830	252
72	135	86	952	952	955	1195	N/A	1047	358
84	157	99	1113	1113	1115	1395	N/A	1224	358
96	179	113	1240	1240	1243	1556	N/A	1364	358
120	223	N/A	1555	1555	1558	1949	N/A	1710	N/A
144	267	N/A	1863	1863	1867	2336	N/A	2048	N/A
168†	311	N/A	2624	2624	2630	3400	N/A	2886	C/F
192†	355	N/A	2788	2788	2793	3540	N/A	3067	C/F
216†	399	N/A	3221	3221	3227	4388	N/A	3543	N/A
240†	443	N/A	3458	3458	3463	4604	N/A	3803	N/A
60 x 96	222	133	1544	1544	1548	2072	N/A	1699	329

Please Note: T-15 is available in 48, 60, 72, 84 inch width and 18, 24, and 30 inch depth only.

* L-24 available in P11 Snow Only – top surface is NAUGAHYDE® Brand Fabric.

❖Two piece top with center seam.

Thirty (30) Year Warranty

Tops-Self, Vinyl and PVC Edge

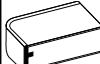
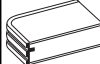


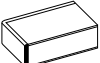



Laminate Table Tops Self, Vinyl & PVC Edge

Edge Style, Type and Size


	Page
Surface Selections	198
Edge Specifications	199-205
Table and Base Options	208-219
Power & Data Options	214-217
Design Data	220-227



Rectangle

Self	Rigid PVC	Vinyl T-Mold		Specialty PVC	Option
					
					
					Light Weight Top
1/16"x1-1/4"	1/8"x1-1/4"	1/4"x1-1/4"	1/4"x1-3/4"	2mm x1-1/4"	

Top Size	Unpacked Weight				List Price				Add
	Standard	Light Weight			Standard	Laminates			
60 x 120	277 lbs	N/A	\$1705	C/F	\$1821	\$2440	C/F	N/A	
144	332	N/A	2085	C/F	2237	3403	C/F	N/A	
168†	386	N/A	3120	C/F	3094	4004	C/F	C/F	
192†	441	N/A	3224	C/F	3288	4164	C/F	C/F	
216†	495	N/A	3337	C/F	3796	5160	C/F	N/A	
60 x 240†	550	N/A	3715	C/F	4074	5415	C/F	N/A	



Racetrack

30 x 60	65 lbs	42 lbs	\$588	C/F	\$767	\$906	C/F	\$104
36 x 72	93	59	800	C/F	814	959	C/F	180
84	109	70	988	C/F	1010	1226	C/F	180
96	126	81	1183	C/F	1217	1476	C/F	180
120	160	N/A	1501	C/F	1413	1843	C/F	N/A
144	193	N/A	1820	C/F	1619	2076	C/F	N/A
42 x 84	125	80	1133	C/F	1132	1326	C/F	358
96	144	92	1438	C/F	1365	1684	C/F	358
120	183	N/A	1668	C/F	1620	2054	C/F	N/A
144	222	N/A	2141	C/F	1903	2443	C/F	N/A
48 x 96	161	141	1662	C/F	1486	1795	C/F	358
120	183	N/A	2133	C/F	1918	2285	C/F	N/A
144	250	N/A	2537	C/F	2332	2769	C/F	N/A
168†	294	N/A	3966	C/F	3368	4094	C/F	C/F
192†	338	N/A	4471	C/F	3913	4749	C/F	C/F
216†	382	N/A	4937	C/F	4281	5378	C/F	N/A
240†	426	N/A	5349	C/F	4732	5935	C/F	N/A
60 x 96	194	121	2029	C/F	2168	2903	C/F	329
120	249	N/A	2856	C/F	2575	3380	C/F	N/A
144	304	N/A	3438	C/F	3147	4057	C/F	N/A
168†	359	N/A	4666	C/F	3961	4815	C/F	C/F
192†	413	N/A	5261	C/F	4604	5587	C/F	C/F
216†	468	N/A	5807	C/F	5037	6328	C/F	N/A
240†	523	N/A	6292	C/F	5566	6981	C/F	N/A

❖Two piece top with center seam.

Berco Customer Service (888) 772-4788

Laminate Table Tops Self, Vinyl & PVC Edge

Edge Style, Type and Size


	Page
Surface Selections	198
Edge Specifications	199-205
Table and Base Options	208-219
Power & Data Options	214-217
Design Data	220-227



Boat

Self	Rigid PVC	Vinyl T-Mold		Specialty PVC	Option
					Light Weight Top
1/16"x1-1/4"	1/8"x1-1/4"	1/4"x1-1/4"	1/4"x1-3/4"	2mm x1-1/4"	

Top Size	Unpacked Weight		List Price				Add	
	Standard	Light Weight	Standard Laminates					
36 x 48 x 96	105 lbs	68 lbs	\$1662	C/F	\$1486	\$1795	C/F	\$358
120	157	N/A	2133	C/F	1918	2285	C/F	N/A
144	192	N/A	2537	C/F	2332	2769	C/F	N/A
42 x 54 x 120	170	N/A	2537	C/F	2332	2769	C/F	N/A
144	210	N/A	3026	C/F	2781	3456	C/F	N/A
48 x 60 x 144	226	N/A	3438	C/F	3147	4057	C/F	N/A
168†	269	N/A	4666	C/F	3961	4815	C/F	N/A
192†	313	N/A	5261	C/F	4604	5587	C/F	N/A
216†	356	N/A	5807	C/F	5037	6328	C/F	N/A
240†	400	N/A	6292	C/F	5566	6981	C/F	N/A



Oval

36 x 60	84 lbs	45 lbs	\$663	C/F	\$745	\$892	C/F	\$149
72	105	53	800	C/F	814	959	C/F	180
84	110	62	988	C/F	1010	1226	C/F	180
96	118	70	1183	C/F	1217	1476	C/F	180
42 x 72	115	61	979	C/F	987	1115	C/F	329
84	125	71	1133	C/F	1132	1326	C/F	358
96	137	183	1438	C/F	1365	1684	C/F	358
48 x 84	142	80	1465	C/F	1326	1555	C/F	358
96	154	91	1662	C/F	1486	1795	C/F	358
120	196	N/A	2133	C/F	1918	2285	C/F	N/A
144	239	N/A	2537	C/F	2332	2769	C/F	N/A
60 x 120	238	N/A	2856	C/F	2575	3380	C/F	N/A
144	287	N/A	3438	C/F	3147	4057	C/F	N/A
60 x 168†	272	N/A	4666	C/F	3961	4815	C/F	N/A

Tops-Self, Vinyl Edge & PVC

❖Two piece top with center seam.

Thirty (30) Year Warranty

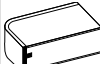



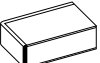
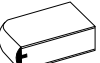
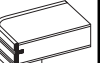

Laminate Table Tops Self, Vinyl & PVC Edge

Edge Style, Type and Size


	Page
Surface Selections	198
Edge Specifications	199-205
Table and Base Options	208-219
Power & Data Options	214-217
Design Data	220-227



Trapezoid


Self	Rigid PVC	Vinyl T-Mold		Specialty PVC	Option
					
					
					Light Weight Top
1/16"x1-1/4"	1/8"x1-1/4"	1/4"x1-1/4"	1/4"x1-3/4"	2mm x1-1/4"	

Top Size	Unpacked Weight		List Price				Add	
	Standard	Light Weight	Standard	Laminates	Standard	Laminates		
24 x 24 x 48	31 lbs	21 lbs	\$365	\$365	\$366	\$476	\$401	\$104
24 x 36 x 60	42	27	416	416	418	544	457	104
30 x 30 x 60	48	31	481	481	483	627	528	104
30 x 42 x 72	74	48	586	586	588	765	644	149
36 x 36 x 72	68	44	648	648	650	845	713	180



Half Round

24 x 48	37 lbs	24 lbs	\$367	\$367	\$366	\$476	\$404	\$104
30 x 60	57	37	484	484	483	627	533	104
36 x 72	81	52	653	653	650	845	718	180



Quarter Round



Corner Filler

24 x 24	19 lbs	12 lbs	\$254	\$254	\$232	\$303	\$280	\$64
30 x 30	29	19	319	319	318	412	352	64
36 x 36	41	26	403	403	400	521	443	85



Crescent

24 x 24 x 48	53 lbs	34 lbs	\$692	\$692	\$677	\$878	\$761	\$149
30 x 30 x 60	82	52	1280	1280	1277	1655	1408	252
36 x 36 x 72	118	N/A	1698	1698	1696	2198	1867	358

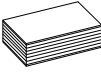
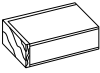
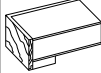
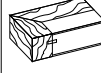
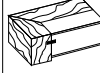

Tops-Self, Vinyl and PVC Edge

Laminate Table Tops

Wood Edge

Surface Selections	Page
Edge Specifications	198
Table and Base Options	199-205
Power & Data Options	208-219
Design Data	214-217
	220-227

Edge Style, Type and Size


Euro Wood	Wood					Option
						Light Weight Top
W-22 *	W-12 ††	W-11	W-16	W-17	W-32	
1-1/4"	1/8"x1-1/4"	1/8"x1-3/4"	1-1/4"x1-1/4"	1-1/4"x1-3/4"	1-1/4"x1-3/4"	

Tops-Wood Edge



Square

Top Size	Unpacked Weight		List Price					Add	
	Standard	Light Weight	Standard	Laminates					
18 x 18	14 lbs	10 lbs	\$201	\$347	\$468	\$449	\$493	\$545	\$64
24 x 24	24	16	238	408	551	528	583	639	64
30 x 30	37	24	327	469	618	659	724	796	64
36 x 36	52	34	422	481	679	753	829	911	85
42 x 42	70	45	705	760	895	1072	1178	1295	180
48 x 48	91	58	840	800	969	1246	1369	1507	180
54 x 54	114	68	C/F	N/A	N/A	1646	1811	1991	192
60 x 60	140	84	1550	N/A	N/A	1724	2056	2262	192



Round

18 dia	11 lbs	8 lbs	N/A	N/A	N/A	\$720	\$793	\$870	\$64
24 dia	19	13	252	N/A	N/A	846	932	1025	64
30 dia	29	19	356	665	N/A	899	988	1089	64
36 dia	41	27	505	835	933	970	1065	1171	85
42 dia	55	35	832	1147	1263	1353	1486	1635	180
48 dia	71	46	928	1311	1468	1494	1638	1799	180
54 dia	90	51	1352	1697	1925	2080	2288	2516	192
60 dia	110	66	1535	1756	1965	2160	2377	2614	192
72 dia††	N/A	97	N/A	2512	N/A	3422	3766	4141	---
84 dia†	213	128	N/A	C/F	N/A	5946	6953	7649	717
96 dia†	276	168	N/A	C/F	N/A	6725	7497	8248	717



Rectangle

18 x 48	36 lbs	24 lbs	\$419	\$550	\$634	\$671	\$737	\$809	\$64
60	45	29	614	569	733	718	789	868	85
72	53	35	726	679	854	838	921	1012	85
84	62	41	792	933	1111	1160	1274	1402	126
96	71	46	860	1059	1337	1287	1414	1557	126
24 x 30	30	20	306	447	559	579	639	703	64
36	36	23	365	493	618	648	713	784	64
42	41	27	394	506	661	701	773	847	104
48	47	31	422	521	724	762	839	922	104

* W-22 available only in Natural Finish.

Wood edges available in Red Oak Maple, Mahogany or Walnut and Cherry.

†† W-12 Framed Edge. ❖ Two piece top with center seam.

† Shipped as a one piece top with center seam.

Special Stain: Sample must be provided - Add \$553 Per Order

Thirty (30) Year Warranty

Laminate Table Tops


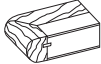

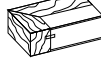

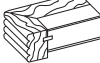
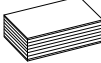
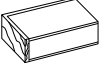



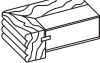
Wood Edge

Page	
Surface Selections	198
Edge Specifications	199-205
Table and Base Options	208-219
Power & Data Options	214-217
Design Data	220-227



Rectangle

Edge Style, Type and Size

Euro Wood	Wood					Option
						
						
						Light Weight Top
						
1-1/4"	1/8"x1-1/4"	1/8"x1-3/4"	1-1/4"x1-1/4"	1-1/4"x1-3/4"	1-1/4"x1-3/4"	

Top Size	Unpacked Weight		List Price						Add
	Standard	Light Weight	Standard	Laminates	Standard	Laminates	Standard	Laminates	
24 x 60	58 lbs	38 lbs	\$599	\$543	\$752	\$822	\$904	\$995	\$104
72	70	45	758	703	962	942	1035	1138	104
84	81	52	878	939	1208	1289	1419	1559	180
96	93	60	1022	1083	1330	1532	1685	1854	180
120	115	N/A	N/A	1542	1825	1783	1962	2157	N/A
144	138	N/A	N/A	1740	2135	2135	2350	2587	N/A
30 x 36	44	29	422	499	634	727	801	882	85
42	51	33	467	547	704	753	829	911	90
48	58	37	526	593	757	840	926	1017	90
60	72	46	664	635	882	927	1020	1121	104
72	86	55	822	776	1058	1046	1149	1266	149
84	100	64	1044	1085	1234	1315	1447	1590	180
96	114	73	1328	1171	1435	1662	1827	2009	180
120	142	N/A	N/A	1824	2194	2392	2632	2895	N/A
144	170	N/A	N/A	2260	2702	2634	2898	3187	N/A
36 x 42	61	39	523	646	821	773	847	933	149
48	69	44	576	677	919	883	970	1068	149
60	86	55	702	730	1006	1037	1140	1255	149
72	102	65	930	872	1183	1176	1293	1421	180
84	119	76	1271	1137	1550	1591	1752	1927	180
96	136	86	1368	1208	1605	1712	1882	2071	180
120	169	N/A	N/A	2055	2440	2451	2697	2966	N/A
144	203	N/A	N/A	2412	2859	2707	2978	3275	N/A
42 x 48	80	51	949	941	1115	1437	1581	1738	180
60	99	63	1326	1059	1282	1812	1993	2194	252
72	119	75	1554	1265	1409	1874	2060	2265	329
84	138	88	1753	1293	1578	2035	2238	2464	358
96	157	100	1961	1377	1672	2324	2558	2812	358
120	196	N/A	N/A	1718	2120	2654	2918	3209	N/A
144	235	N/A	N/A	2111	2542	2890	3179	3499	N/A
48 x 60	113	72	1439	1012	1333	1463	1609	1771	252
72	135	86	1685	1447	1737	1999	2197	2418	358
84	157	99	1890	1686	2231	2142	2357	2592	358
96	179	113	2102	1887	2488	2385	2624	2886	358
120	223	N/A	N/A	2745	3037	3322	3655	4021	N/A
144	267	N/A	N/A	2997	3587	3987	4386	4826	N/A
168†	311	N/A	N/A	C/F	N/A	5157	5621	6185	C/F
192†	355	N/A	N/A	C/F	N/A	5671	6185	6802	C/F
216†	399	N/A	N/A	C/F	N/A	5963	6518	7166	N/A
240†	443	N/A	N/A	C/F	N/A	6188	6818	7500	N/A
60 x 96	222	133	N/A	C/F	N/A	3126	3475	3824	329

* W-22 available only in Natural Finish.
 Wood edges available in Red Oak, Maple, Mahogany, Walnut and Cherry.
 †† W-12 Framed Edge.
 ♦ Two piece top with center seam.


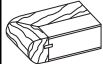
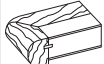





Special Stain: Sample must be provided - Add \$553 Per Order

Laminate Table Tops

Wood Edge

Page	
Surface Selections	198
Edge Specifications	199-205
Table and Base Options	208-219
Power & Data Options	214-217
Design Data	220-227

Edge Style, Type and Size

Wood					Option
 W-23					
					
					Light Weight Top
1-1/4"x1-1/4"	1-1/4"x1-3/4"	2"x1-1/4"	2-1/2"x1-1/4"	2"x1-1/4"	

Tops-Wood Edge

Rectangle

Top Size	Unpacked Weight		List Price					Add
	Standard	Light Weight	Standard	Laminates				
60 x 120	277 lbs	N/A	\$3676	\$4088	\$4498	\$6498	\$5213	N/A
144	332	N/A	4202	4825	5308	6509	5481	N/A
168†	386	N/A	6066	6614	7276	10392	8355	C/F
192†	441	N/A	6672	7276	8002	11436	9180	C/F
216†	495	N/A	7015	7668	8433	11579	9422	N/A
240†	550	N/A	7280	8021	8824	12684	10108	N/A

Racetrack

30 x 60	65 lbs	42 lbs	\$1475	\$1621	\$1783	\$1744	\$1734	\$104
36 x 72	93	59	1786	2201	2421	3692	2865	180
84	109	70	2131	2543	2796	4198	3290	180
96	126	81	2357	2804	3082	4618	3613	180
120	160	N/A	2804	3271	3597	5334	4195	N/A
144	193	N/A	3310	3630	3993	5724	4644	N/A
42 x 84	125	80	2533	2804	3082	4442	3613	358
96	144	92	2818	3052	3357	4779	3924	358
120	183	N/A	3294	3604	3966	5673	4609	N/A
144	222	N/A	3893	4272	4699	6738	5441	N/A
48 x 96	161	141	2913	3260	3588	5205	4185	358
120	183	N/A	3347	3859	4245	6257	4928	N/A
144	205	N/A	3994	4523	4978	7264	5755	N/A
168†	250	N/A	5641	6125	6736	9602	7747	C/F
192†	338	N/A	6045	6489	7140	10109	8203	C/F
216†	382	N/A	6575	6920	7612	10647	8738	N/A
240†	426	N/A	6988	7327	8060	11247	9244	N/A
60 x 96	194	121	3595	3996	4396	6348	5097	329
120	249	N/A	3970	4727	5199	7794	6008	N/A
144	304	N/A	4727	5635	6201	9293	7136	N/A
168†	359	N/A	6636	7205	7926	11294	9090	C/F
192†	413	N/A	7111	7635	8400	11887	9625	C/F
216†	468	N/A	7735	8142	8956	12524	10255	N/A
240†	523	N/A	8224	8620	9482	13229	10852	N/A

Wood edges available in Red Oak, Maple, Mahogany, Walnut and Cherry.
 ♦Two piece top with center seam.

Special Stain: Sample must be provided - Add \$553 Per Order

Thirty (30) Year Warranty


Laminate Table Tops

Wood Edge


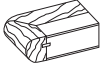
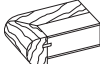


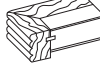
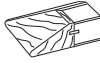

Edge Style, Type and Size

Tops-Wood Edge


	Page
Surface Selections	198
Edge Specifications	199-205
Table and Base Options	208-219
Power & Data Options	214-217
Design Data	220-227



Boat

Wood					Option
 W-23					
					
					Light Weight Top
1-1/4"x1-1/4"	1-1/4"x1-3/4"	2"x1-1/4"	2-1/2"x1-1/4"	2"x1-1/4"	

Top Size	Unpacked Weight		List Price					Add
	Standard	Light Weight	Standard	Laminates				
36 x 48 x 96	105 lbs	68 lbs	\$2913	\$3260	\$3588	\$5205	\$4185	\$358
120	157	N/A	3347	3859	4245	6257	4928	N/A
144	192	N/A	3994	4523	4978	7264	5755	N/A
42 x 54 x 120	170	N/A	3994	4523	4978	7264	5755	N/A
144	210	N/A	4400	5097	5589	8323	6487	N/A
48 x 60 x 144	226	N/A	4727	5635	6201	9293	7136	N/A
168†	269	N/A	6636	7205	7926	11294	9090	C/F
192†	313	N/A	7111	7635	8400	11887	9625	C/F
216†	356	N/A	7735	8142	8956	12524	10255	N/A
240†	400	N/A	8224	8620	9482	13229	10852	N/A



Oval

36 x 60	84 lbs	45 lbs	\$1618	\$1983	\$2180	\$3190	\$2529	\$149
72	105	53	1786	2201	2421	3692	2865	180
84	110	62	2131	2543	2796	4198	3290	180
96	118	70	2357	2804	3082	4618	3613	180
42 x 72	115	61	2322	2591	2863	4196	3384	329
84	125	71	2533	2804	3082	4442	3613	358
96	137	81	2818	3052	3357	4779	3924	358
48 x 84	142	80	2599	3065	3374	5031	3941	358
96	154	91	2913	3260	3588	5205	4185	358
120	196	N/A	3347	3859	4245	6257	4928	N/A
144	239	N/A	3994	4523	4978	7264	5755	N/A
60 x 120	238	N/A	3970	4727	5199	7794	6008	N/A
144	287	N/A	4727	5635	6201	9293	7136	N/A
168†	272	N/A	6636	7205	7926	11294	9090	C/F

Wood edges available in Red Oak, Maple, Mahogany, Walnut and Cherry.
 ♦Two piece top with center seam.

Special Stain: Sample must be provided - Add \$553 Per Order

Berco Customer Service (888) 772-4788

Laminate Table Tops

Wood Edge

	Page
Surface Selections	198
Edge Specifications	199-205
Table and Base Options	208-219
Power & Data Options	214-217
Design Data	220-227




Trapezoid

Top Size	Unpacked Weight		List Price					Add
	Standard	Light Weight	Standard	Laminates	Standard	Laminates	Standard	
24 x 24 x 48	31 lbs	21 lbs	\$678	\$838	\$1036	\$1051	\$1156	\$104
24 x 36 x 60	42	27	786	878	1075	1218	1338	104
30 x 30 x 60	48	31	885	1034	1260	1374	1510	104
30 x 42 x 72	74	48	1000	1239	1515	1549	1706	149
36 x 36 x 72	68	44	1123	1383	1690	1740	1914	180



Half Round

24 x 48	37 lbs	24 lbs	\$703	\$945	\$1149	\$1090	\$1200	\$104
30 x 60	57	37	921	1167	1400	1426	1567	104
36 x 72	81	52	1166	1559	1878	1809	1987	180



Quarter Round

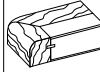
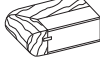
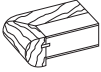
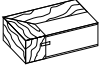

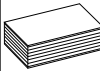
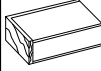

24 x 24	9 lbs	12 lbs	\$254	\$602	\$788	\$729	\$801	\$64
30 x 30	29	19	319	695	885	907	998	64
36 x 36	41	26	417	716	972	1037	1143	85



Crescent

24x24x48	53 lbs	34 lbs	\$729	\$1448	\$1752	\$1674	\$1840	\$149
30x30x60	82	52	907	2096	2479	3081	3390	252
36x36x72	118	N/A	1037	3445	3965	4004	4401	358

Edge Style, Type and Size

Euro Wood	Wood				Option
					
					
					
					Light Weight Top
1-1/4"	1/8"x1-1/4"	1/8"x1-3/4"	1-1/4"x1-1/4"	1-1/4"x1-3/4"	

Tops-Wood Edge

* W-22 available only in Natural Finish.

Wood edges available in Red Oak, Maple, Mahogany, Walnut and Cherry.

** W-12 Framed Edge.

Special Stain: Sample must be provided - Add \$553 Per Order

Thirty (30) Year Warranty

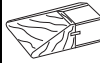
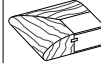
Laminate Table Tops

Wood Edge

Edge Style, Type and Size

Tops-Wood Edge


	Page
Surface Selections	198
Edge Specifications	199-205
Table and Base Options	208-219
Power & Data Options	214-217
Design Data	220-227

Wood		Option
		Light Weight Top
W-34	W-35	
2-1/2"x1-1/4"	2"x1-1/4"	



Square

Top Size	Unpacked Weight		List Price		Add
	Standard	Light Weight	Standard	Laminates	
18 x 18	14 lbs	10 lbs	\$615	\$615	\$64
24 x 24	24	16	703	703	64
30 x 30	37	24	845	845	64
36 x 36	52	34	948	948	85
42 x 42	70	45	1295	1295	180
48 x 48	91	58	1484	1484	180
54 x 54	114	68	1943	1920	192
60 x 60	140	84	3395	2685	192



Round

18 dia	11 lbs	8 lbs	\$911	\$911	\$64
24 dia	19	13	1050	1050	64
30 dia	29	19	1108	1108	64
36 dia	41	27	1184	1184	85
42 dia	55	35	1604	1604	180
48 dia	71	46	1761	1753	180
54 dia	90	51	2458	2395	192
60 dia	110	66	2445	2482	192
72 dia††	N/A	97	4051	3863	---
84 dia†	213	128	10366	8282	717
96 dia†	276	168	10865	8921	717

ADD 7% TO PRICES

† Shipped as a one piece top with center seam.

‡ Two piece top with center seam.

Wood edges available in Red Oak, Maple, Mahogany, Walnut and Cherry.

Special Stain: Sample must be provided - Add \$553 Per Order

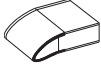

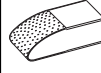
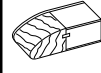
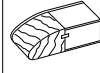
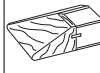
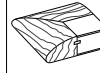
Berco Customer Service (888) 772-4788

Laminate Table Tops Comfort Edge

Edge Style, Type and Size

	Page
Surface Selections	198
Edge Specifications	199-205
Table and Base Options	208-219
Power & Data Options	214-217
Design Data	220-227

Rectangle

Aluminum	Post Form		Wood*			
Aluminum w/ PVC Edge 3 Sides E10 Ebony (PVC Only)	Laminate w/ PVC Edge 3 Sides E10 Ebony (PVC Only)	Textured Tough Edge 3 Sides PVC	Wood w/ Wood Edge 3 Sides	Wood w/ PVC Edge E10 Ebony (PVC Only)	Wood 4 Sides	Wood 4 Sides
						
AC-9	LC-9	TC-9	WC-11	WC-9	W-34	W-35
2"x1-1/4"	2"x1-1/4"	2"x1-1/4"	2"x1-1/4"	2"x1-1/4"	2-1/2"x1-1/4"	2"x1-1/4"

Top Size	Unpacked Weight		List Price						
	Standard	Light Weight	Standard	Laminates	Standard	Laminates			
24 X 36	36		N/A	N/A	N/A	\$693	\$693	\$832	\$832
42	41		N/A	N/A	N/A	751	751	891	891
48	47		379	354	403	776	655	958	958
60	58		425	394	485	843	710	1024	1024
72	70		533	485	534	923	789	1153	1153
84	81		N/A	563	631	1043	869	1533	1533
96	93		N/A	695	N/A	1137	935	1814	1799
30 X 36	44		N/A	341	N/A	710	615	919	919
42	51		N/A	380	N/A	762	655	948	948
48	58		425	394	403	803	681	1043	1043
60	72		481	445	460	923	749	1138	1138
72	86		574	512	576	1057	856	1267	1267
84	100		N/A	603	699	1111	949	1561	1561
96	114		N/A	695	N/A	1203	1043	1967	1941
36 X 36	52		N/A	367	N/A	806	806	948	948
42	61		N/A	406	N/A	803	695	967	967
48	69		523	420	N/A	843	710	1088	1088
60	86		570	524	N/A	963	843	1258	1258
72	102		626	590	N/A	1057	909	1408	1408
84	119		N/A	753	N/A	1177	1004	1886	1864
96	136		N/A	853	N/A	1285	1111	2026	1994

Tops-Comfort Edge

ADD 7% TO PRICES

Wood edges available in Red Oak, Maple, Mahogany, Walnut and Cherry.

Special Stain: Sample must be provided - Add \$553 Per Order

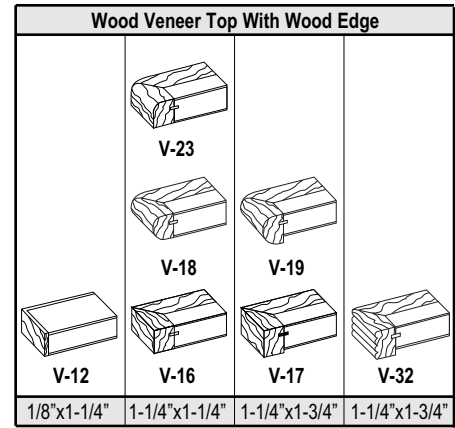
Thirty (30) Year Warranty

Veneer Table Tops

Wood Edge

Edge Style, Type and Size

	Page
Surface Selections	198
Edge Specifications	199-205
Table and Base Options	208-219
Power & Data Options	214-217
Design Data	220-227



Top Size	Unpacked Weight	List Price			
18 x 18	14 lbs	N/A	N/A	N/A	N/A
24 x 24	24	\$1089	\$1162	\$1241	\$1366
30 x 30	37	1127	1200	1287	1409
36 x 36	52	1176	1250	1344	1476
42 x 42	70	1597	1702	1824	2005
48 x 48	91	1810	1914	2057	2261
54 x 54	14	2073	2192	2358	2592
60 x 60	140	2299	2435	2616	2879



18 dia	11 lbs	\$1037	\$1100	\$1179	\$1297
24 dia	19	1222	1293	1388	1526
30 dia	29	1315	1401	1504	1649
36 dia	41	1446	1532	1649	1810
42 dia	55	1787	1891	2035	2231
48 dia	71	2020	2141	2299	2526
54 dia	90	2223	2358	2531	2782
60 dia	110	2418	2569	2758	3029
72 dia††	157	5224	5541	5948	6543
84 dia†	213	7944	8441	9053	9958
96 dia†	276	8645	9174	9845	10824



18 x 48	36 lbs	\$1301	\$1388	\$1481	\$1635
60	45	1350	1432	1535	1689
72	53	1453	1549	1661	1825
84	62	1635	1736	1860	2047
96	71	1751	1851	1991	2186
24 x 30	30	1207	1279	1373	1510
36	36	1279	1351	1453	1597
42	41	1344	1430	1532	1685
48	47	1446	1532	1649	1810

Wood edges and veneers available in Red Oak, Maple, Mahogany, Walnut and Cherry.
 † Shipped as a one piece top with center seam. †† Laminate has center seam.
 Warranty 1 year on veneer tops.

Special Stain: Sample must be provided - Add \$553 Per Order

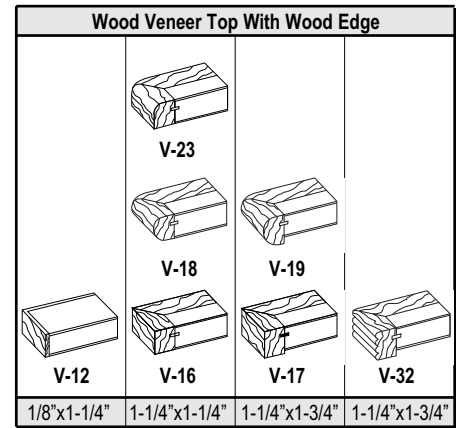
Berco Customer Service (888) 772-4788

Veneer Table Tops

Wood Edge

Edge Style, Type and Size

	Page
Surface Selections	198
Edge Specifications	199-205
Table and Base Options	208-219
Power & Data Options	214-217
Design Data	220-227



Rectangle

Top Size	Unpacked Weight	List Price			
24 x 60	58 lbs	\$1488	\$1583	\$1696	\$1869
72	70	1597	1696	1820	1999
84	81	2020	2150	2302	2536
96	93	2237	2382	2551	2804
120	115	2805	2986	3197	3520
144	138	3242	3437	3693	4056
30 x 36	44	1306	1395	1495	1642
42	51	1489	1575	1692	1860
48	58	1583	1685	1810	1982
60	72	1578	1674	1797	1992
72	86	1763	1875	2014	2214
84	100	2014	2136	2297	2526
96	114	2324	2471	2652	2911
120	142	3242	3437	3693	4056
144	170	4077	4336	4652	5110
36 x 42	61	1676	1780	1911	2101
48	69	1845	1962	2107	2310
60	86	1997	2128	2282	2505
72	102	2096	2221	2387	2622
84	119	2382	2528	2710	2986
96	136	2630	2790	2992	3292
120	169	3565	3792	4063	4471
144	203	4478	4749	5095	5608
42 x 48	80	1899	2020	2163	2382
60	99	2057	2179	2345	2569
72	119	2404	2555	2744	3016
84	138	2646	2811	3016	3318
96	157	2992	3174	3406	3745
120	196	3942	4185	4494	4938
144	235	4695	4983	5345	5881
48 x 60	113	2331	2479	2653	2925
72	135	2592	2758	2956	3248
84	157	2858	3037	3257	3581
96	179	3233	3430	3679	4047
120	223	4085	4341	4659	5119
144	267	4974	5276	5663	6227
168†	311	7224	7675	8232	9048
192†	355	7304	7752	8318	9151
216†	399	7926	8413	9027	9926
240†	443	8599	9137	9796	10776
60 x 96	222	4017	4259	4574	5028

Tops - Veneer

Wood edges and veneers available in Red Oak, Maple, Mahogany, Walnut and Cherry.
 ♦Two piece top with center seam. Warranty 1 year for veneer tops.

Special Stain: Sample must be provided - Add \$553 Per Order

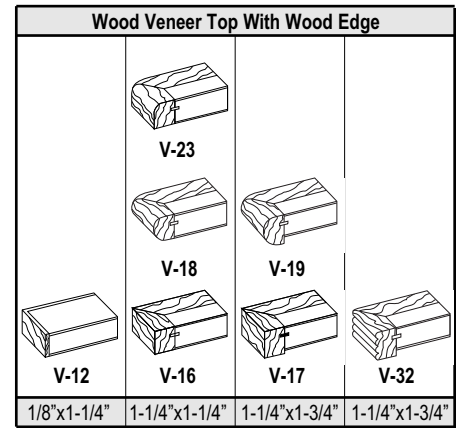
Berco Customer Service (888) 772-4788

Veneer Table Tops

Wood Edge

Edge Style, Type and Size

	Page
Surface Selections	198
Edge Specifications	199-205
Table and Base Options	208-219
Power & Data Options	214-217
Design Data	220-227



Rectangle

Top Size	Unpacked Weight	List Price			
60 x 120	277 lbs	\$5072	\$5389	\$5782	\$6355
144	332	6257	6649	7131	7839
168†	386	7726	8209	8804	9679
192†	441	8594	9121	9785	10763



Racetrack

30 x 60	65 lbs	\$2958	\$3144	\$3373	\$3704
36 x 72	93	3260	3460	3712	4085
84	109	3532	3747	4020	4420
96	126	3897	4143	4444	4881
120	160	5096	5413	5808	6383
144	193	6077	6456	6924	7617
42 x 84	125	4035	4286	4594	5055
96	144	4559	4839	5190	5707
120	183	6009	6375	6842	7523
144	222	7150	7595	8148	8959
48 x 96	161	5677	6023	6469	7107
120	183	6621	7030	7537	8286
144	205	8809	9354	10035	11034
168†	250	9179	9752	10459	11497
192†	338	9659	10259	11002	12099
216†	382	10275	10911	11703	12870
240†	426	10948	11618	12467	13711
60 x 96	194	6562	6330	7472	8219
120	249	8565	9097	9756	10726
144	304	9389	9965	10697	11758
168†	359	10797	11472	12305	13526
192†	413	11363	12067	12944	14234

Tops - Veneer

ADD 7% TO PRICES

Wood edges and veneers available in Red Oak, Maple, Mahogany, Walnut and Cherry.
 †Two piece top with center seam. Warranty 1 year for veneer tops.

Special Stain: Sample must be provided - Add \$553 Per Order


Berco Customer Service (888) 772-4788

Veneer Table Tops

Wood Edge

Edge Style, Type and Size


	Page
Surface Selections	198
Edge Specifications	199-205
Table and Base Options	208-219
Power & Data Options	214-217
Design Data	220-227



Boat

Wood Veneer Top With Wood Edge			
V-12	V-16	V-17	V-32
1/8"x1-1/4"	1-1/4"x1-1/4"	1-1/4"x1-3/4"	1-1/4"x1-3/4"

Top Size	Unpacked Weight	List Price			
36 x 48 x 96	184 lbs	\$5206	\$5522	\$5922	\$6518
120	183	6418	6820	7316	8040
144	226	8550	9080	9742	10710
42 x 54 x 120	200	9311	9893	10610	11665
144	245	10467	11113	11923	13108



Oval

36 x 60	84 lbs	\$2871	\$3052	\$3271	\$3597
72	105	3324	3537	3792	4167
84	110	3858	4100	4393	4839
96	118	4228	4485	4815	5293
42 x 72	115	4319	4592	4923	5412
84	125	4507	4794	5142	5653
96	137	4810	5110	5481	6022
48 x 84	142	5005	5313	5700	6271
96	154	5706	6060	6497	7146
120	196	7350	7802	8374	9204
144	239	9521	10108	10840	11925
60 x 120	238	9753	10357	11110	12218

Tops - Veneer

Wood edges and veneers available in Red Oak, Maple, Mahogany, Walnut and Cherry.

† Shipped as a one piece top with center seam.

Warranty 1 year for veneer tops.

Special Stain: Sample must be provided - Add \$553 Per Order

Berco Customer Service (888) 772-4788

Laminate Table Tops

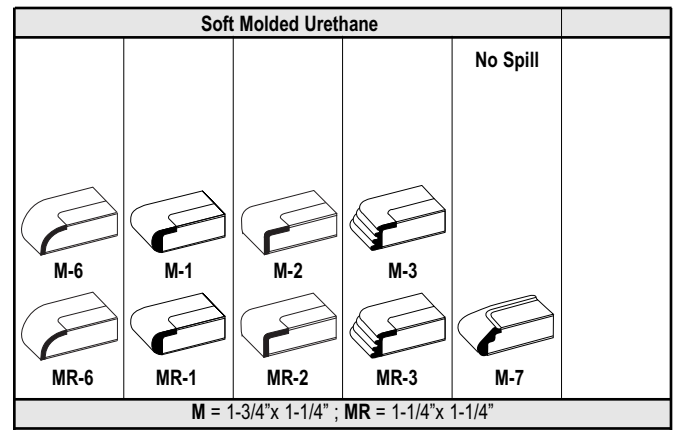
Soft Molded Urethane Edge

	Page
Surface Selections	198
Edge Specifications	199-205
Table and Base Options	208-219
Power & Data Options	214-217
Design Data	220-227




Square

Edge Style, Type and Size




Top Size	Unpacked Weight Standard	List Price				
		Standard	Laminates	Standard Edge Colors		
24 x 24	24 lbs.	\$544	\$591	\$630	\$658	\$625
30 x 30	37	675	744	753	845	764
36 x 36	52	713	843	878	935	878
42 x 42	70	909	1007	1113	1048	1007
48 x 48	91	949	1044	1044	1156	1135



Round

24 dia	18 lbs.	\$637	\$687	\$665	\$699	\$673
30 dia	29	675	777	764	795	764
36 dia	41	713	931	915	949	915
42 dia	55	909	1021	1003	1044	1003
48 dia	71	949	1230	1209	1254	1196
54 dia	90	1405	1559	1531	1591	1531
60 dia	110	1517	1662	1631	1697	N/A



Rectangle

24 x 30	27 lbs.	\$527	\$699	\$687	\$680	N/A
36	32	641	742	728	718	N/A
42	37	643	764	750	744	N/A
48	42	656	764	768	764	N/A
60	53	687	902	885	878	N/A
72	64	869	1003	983	973	N/A
30 x 42	46	729	869	854	845	N/A
48	53	729	943	885	917	N/A
60	66	816	1251	1227	1214	N/A
72	80	864	1271	1247	1230	N/A
36 x 48	64	845	943	954	946	N/A
60	80	1247	1381	1357	N/A	N/A
72	96	1265	1431	1405	1388	N/A
96	127	1974	2273	2166	2208	N/A

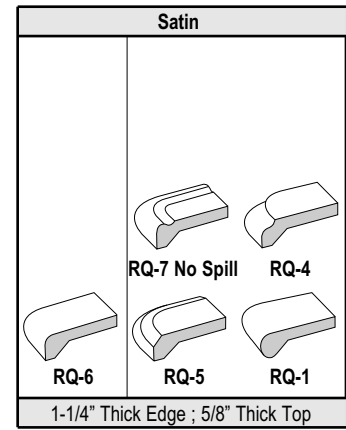
Warranty 1 year on Soft Mold Urethane Edge Tops.

Berco Customer Service (888) 772-4788

Quarry Resin Tops Solid Resin

Edge Style, Type and Size

	Page
Surface Selections	198
Edge Specifications	199-205
Table and Base Options	208-219
Power & Data Options	214-217
Design Data	220-227



Tops-Solid Resin



Square

Top Size	Unpacked Weight Standard	List Price	
		Standard	Finishes
24 x 24	27 lbs	\$531	\$635
30 x 30	41	835	963
36 x 36	55	1139	1285
42 x 42	80	1814	1974
48 x 48	125	2357	2530




Round

18	16 lbs	\$305	\$360
24	22	531	611
30	35	835	934
36	45	1139	1253
42	66	1814	1946
48	94	2357	2504
54	120	3953	4132
60	145	5018	5205



Rectangle

24 x 30	35 lbs	\$669	\$780
36	48	1065	1191
42	52	1094	1226
48	60	1399	1554
60	86	N/A	N/A
30 x 36	47	1369	1504
42	53	1157	1304
48	78	1338	1499
60	98	2068	2255
72	119	2510	2719
36 x 48	88	1338	1499
60	111	2068	2255
72	134	2510	2719
42 x 54	118	2735	2926
78	170	4013	4262
96	234	5475	5759



Oval

42 x 54	98 lbs	\$2434	\$2593
42 x 78	136	3192	3412
48 x 78	221	3709	3974

Standard Corners - 3" Radius.
Warranty 1 year on Solid Resin Tops.

Berco Customer Service (888) 772-4788

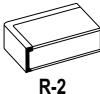
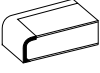
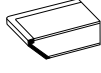

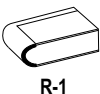
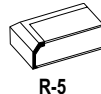
Laminate Table Tops Rainbow Resin Edge

Edge Style, Type and Size

Page
Surface Selections 198
Edge Specifications 199-205
Table and Base Options 208-219
Power & Data Options 214-217
Design Data 220-227




Square

1/4"x1-1/4"		3/4"x1-1/4"		3/4"x1-1/4"		1-1/4"x1-1/4"		Option
 R-2		 R-6		 R-9*		No Spill  R-7		
		 R-1		 R-5				
Matte	Polished	Matte	Polished	Matte	Polished	Matte	Polished	

Tops-Rainbow Resin Edge

Top Size	Unpacked Weight Standard	List Price								Add
		Standard Laminates								
24 x 24	21 lbs	\$672	\$738	\$705	\$801	\$773	\$846	\$977	\$1070	15%
30 x 30	33	712	781	749	847	821	899	1037	1138	15%
36 x 36	48	843	928	886	1005	973	1070	1228	1353	15%
42 x 42	65	1170	1286	1227	1377	1346	1480	1706	1875	15%
48 x 48	85	1518	1668	1591	1780	1748	1925	2216	2440	15%
54 x 54	108	1906	2097	2018	2229	2219	2418	2814	3072	15%
60 x 60	133	2348	2586	2465	2742	2708	2980	3437	3787	15%



Round

24 dia	17 lbs	\$737	\$807	\$773	\$846	\$846	\$928	\$1070	\$1175	N/A
30 dia	26	780	858	821	901	899	987	1138	1250	N/A
36 dia	38	927	1019	973	1070	1068	1173	1351	1485	N/A
42 dia	51	1285	1413	1349	1481	1480	1626	1875	2062	N/A
48 dia	67	1668	1831	1749	1925	1919	2115	2437	2681	N/A
54 dia	84	2093	2306	2219	2416	2439	2656	3094	3372	N/A
60 dia	104	2581	2838	2708	2980	2976	3277	3780	4163	N/A



Rectangle

24 x 30	27 lbs	\$709	\$776	\$740	\$808	\$807	\$886	\$1013	\$1111	15%
36	32	736	805	769	840	839	921	1054	1156	15%
48	42	822	899	859	943	937	1032	1179	1298	15%
60	53	970	1067	1014	1113	1111	1220	1399	1539	15%
72	64	1152	1264	1207	1328	1320	1454	1665	1836	15%
84	74	1335	1464	1400	1534	1534	1681	1937	2126	15%
96	85	1518	1665	1591	1748	1741	1915	2204	2424	15%
30 x 36	40	769	840	805	884	882	963	1106	1212	15%
42	46	856	942	898	985	981	1076	1233	1354	15%
48	53	970	1067	1014	1113	1111	1220	1399	1539	15%
60	66	1196	1315	1254	1378	1375	1510	1733	1906	15%
72	80	1421	1563	1491	1638	1635	1796	2065	2271	15%
84	93	1657	1823	1737	1910	1906	2095	2410	2650	15%

Standard Corners - Square.

Warranty 1 year on Rainbow Resin Edge Tops.

Berco Customer Service (888) 772-4788

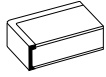
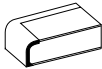

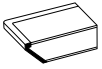
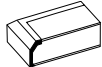
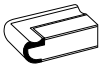
Laminate Table Tops Rainbow Resin Edge

Edge Style, Type and Size

	Page
Surface Selections	198
Edge Specifications	199-205
Table and Base Options	208-219
Power & Data Options	214-217
Design Data	220-227



Rectangle

1/4"x1-1/4"		3/4"x1-1/4"		3/4"x1-1/4"		1-1/4"x1-1/4"		
 R-2		 R-6  R-1		 R-9*  R-5		No Spill  R-7		1-3/4" Rad. Corners

Top Size	Unpacked Weight Standard	List Price Standard Laminates								Add
30 x 96	106 lbs	\$1882	\$2070	\$1975	\$2172	\$2167	\$2385	\$2742	\$3020	15%
36 x 48	64	1152	1264	1207	1328	1320	1454	1665	1836	15%
60	80	1421	1563	1491	1638	1635	1796	2065	2271	15%
72	96	1698	1869	1780	1958	1953	2148	2472	2718	15%
84	112	1978	2175	2073	2284	2275	2506	2882	3175	15%
96	127	2246	2474	2358	2594	2589	2850	3279	3610	15%
42 x 60	93	2005	2208	2104	2314	2309	2539	2923	3216	15%
72	112	2395	2637	2512	2769	2758	3041	3495	3853	15%
84	130	2784	3065	2922	3216	3208	3532	4067	4480	15%
96	149	3175	3495	3333	3664	3660	4024	4642	5107	15%
120	186	3983	4382	4177	4598	4586	5049	5813	6404	15%
48 x 60	106	2005	2208	2104	2314	2309	2539	2923	3216	15%
72	127	2395	2637	2512	2769	2758	3041	3495	3853	15%
84	149	2784	3065	2922	3216	3208	3532	4067	4480	15%
96	170	3175	3495	3333	3664	3660	4024	4642	5107	15%
120	212	3983	4382	4177	4598	4586	5049	5813	6404	15%
60 x 72	159	2980	3280	3128	3443	3435	3782	4355	4798	15%



Racetrack

36 x 48	53 lbs	\$1779	\$1954	\$1865	\$2053	\$2047	\$2252	\$2591	\$2850	N/A
60	69	2211	2431	2318	2551	2543	2799	3222	3547	N/A
72	85	2640	2906	2769	3046	3041	3345	3855	4243	N/A
96	117	3673	4047	3853	4245	4234	4663	5372	5922	N/A
42 x 48	60	2066	2271	2168	2379	2378	2614	3012	3310	N/A
96	135	4648	5118	4877	5371	5361	5901	6806	7496	N/A
48 x 96	152	4648	5118	4877	5371	5361	5901	6806	7496	N/A

Standard Corners - Square.

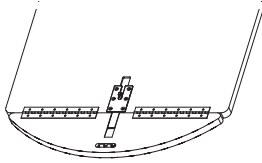
Warranty 1 year on Rainbow Resin Edge Tops.

Berco Customer Service (888) 772-4788


Tops-Rainbow Resin Edge

Drop Leaf Tops

Drop Leaf Hardware



Style "A" Round



Style "B" Two Leaves



Edge Style, Type and Size

Vinyl T-Mold		Wood
L-21	L-24	W-16
1/4" x 1-1/4"		1-1/4" x 1-1/4"

Top Size	Unpacked Weight Standard	List Price		
		Standard	Laminates	
30"x 30" opening to 42" rd. (With 4 Leaves)	80 lbs	\$1426	\$1554	\$2540
36"x 36" opening to 51" rd. (With 4 Leaves)	111	1536	1673	2736
42"x 42" opening to 60" rd. (With 4 Leaves)	130	1713	1953	3052
30"x 30" opening to 30"x 42" (With 2 Leaves)	75	\$1065	\$1138	\$2008

* Tops are covered with NAUGAHYDE® Brand Fabric L-24 available only in E11.

Drop Leaf Hardware Only - \$88 list per leaf.


Specifications:	Top	Leaves
T-Mold edge radii	1"	5/8"
W-16 Wood Edge	1/4"	1/4"

Note: Wood edges on straight sections 5/8" x 1-1/4"
Wood edges on curved sections 1-1/4" x 1-1/4"

Pedestal Application Guide for Drop Leaf Tops

Pedestal Model	Drop Leaf Opening to 42" Round	Drop Leaf Opening to 51" Round	Drop Leaf Opening to 60" Round
Voyager	P3-32 *	P4-38 *	P4-38
Jupiter	E3-26	E3-30	E3-36
Excaliber	853D-30 *	853D-36 *	N/A
Olympia	873D-26	873D-30	873D-36
Starfire	33-32 *	33-32	33-42 *
Popstik	54-32 *	54-32	54-42 *
Marblehead	502-22	503-28	503-28
Discus	754-22	754-28	N/A

* These pedestals require positioning of base plate toward corners. (See Diagram)



Wood edge available in Red Oak, Maple, Mahogany, Walnut and Cherry.

Special Stain: Sample must be provided - Add \$553 Per Order

Berco Customer Service (888) 772-4788

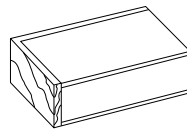
Linoleum

As a leader in the design and manufacturer of environmentally friendly products, Berco offers Linoleum as a replacement for laminate per the following:

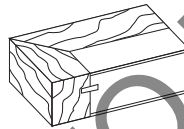
**Linoleum Add-On per Square Foot
\$14.00 per Square Foot List Price**

Size and shape restrictions apply. Contact Customer Service.

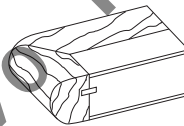
**Recommended table tops that can have
Linoleum substituted for Laminate:**



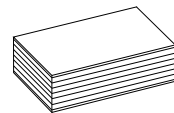
W-12



W-16



W-18



W-22

ADD 7% TO PRICES

Linoleum available only in patterned Marmoleum.

Wood edges with linoleum are available only with Natural Finish.

Berco Customer Service (888) 772-4788

Surface Selections

Laminate & Linoleum

Berco Inc., offers table tops made with horizontal grade, high pressure plastic laminates. The following list shows selections available from Formica®, Wilsonart®, Nevamar®, and Pionite®. Most standard laminates do not have up-charge costs and are usually available at normal lead times. Non-standard laminates may require additional lead time, are subject to availability, and are subject to an additional charge. Call Berco's Customer Service Department for details.

FORMICA®: **Standard finishes:** -58 (matte finish) (with exceptions)
Thickness: Grade 10, .050
Non-standard finishes: -11 Corrugation, -15 Quilted, -42 Sparkle, -46 Etchings, -77 Honed, -MC Micro Dot, -NT Naturelle, -43 Artisan, -90 Polished

WILSONART®: **Standard finishes:** -38 Fine Velvet Texture, -60 matte (with exceptions)
Thickness: 107 General Purpose, .050
Non-standard finishes: -35 Mirage, -50 Touchstone, -52 Quarry, -90 Crystal, -01 Gloss, -07 Textured Gloss, -45 High Def

NEVAMAR®: **Standard finishes:** T textured, V velvet (with exceptions)
Thickness: H-5 General Purpose, .048
Non-standard finishes: CR - Crystal, -G Gloss, -N Hi Luster, -PV Polished Velvet

PIONITE®: **Standard finishes:** N (suede) (with exceptions)
Thickness: G48 General Purpose, .048
Non-standard finishes: J - Crystal, W - Slate, Z - Ashwood, -G Gloss, -H Hi-Brite

Laminart®, Abet Laminati®, and ARPA, as well as other brand laminates are also available. Call Berco's Customer Service at 888-772-4788 for details or additional information.

Due to inherent problems presented by certain finishes, Berco will add an upcharge to table tops manufactured with laminates with non standard finishes.

This upcharge may also apply to finishes or laminates not listed above.

MARMOLEUM® LINOLEUM By Forbo

- * Environmentally Friendly
- * Biodegradable
- * Warm and comfortable to the touch
- * All natural ingredients

Marmoleum contains renewable raw materials such as linseed oil, rosin binders, wood flour and dry pigments, mixed and calendared onto a natural jute backing. These ingredients are biodegradable and 100% recyclable. As a result, when a tabletop has outlived its effective usefulness, it presents no harmful threat to the environment.

Added Benefits: Impact Sound Reduction - 6db

Fire Resistant: Marmoleum will not self-ignite. In the event of fire, it will not contribute to the initial spread of surface flames. For specific standards call Berco Customer Service at 888-772-4788.

Easy to Maintain: Marmoleum is easily maintained with mild detergent and water. It does not absorb or visually show oils from fingerprints or hands.

Resistance to Bacteria: Marmoleum provides a self-sanitizing quality in the form of a bactericidal effect. Tests indicate that there is a sterile zone around the material, inhibiting contaminants such as staphylococcus aureus.

Naturally Anti-static: It has natural anti-static properties to repel dust and dirt, making it easy to maintain a clean and healthy environment. Marmoleum's anti-static properties make it suitable as a finishing material on areas where magnetic, electronic control and measuring equipment is used.

Standard Finishes: Patterns only – not available in solid colors

EDGE Specifications

Self, Vinyl & PVC Edge

Vinyl T-Mold Edge Colors: (10 colors)

E01	Chocolate
E02	Raincloud
E03	Ashen Gray
E04	Chromium
E05	Cashmere
E06	Graphite
E07	Nightfall
E08	Mushroom
E10	Ebony
E11	Snow

PVC Edge Colors: (15 colors)

E01	Chocolate
E02	Raincloud
E03	Ashen Gray
E04	Chromium
E05	Cashmere
E06	Graphite
E07	Nightfall
E08	Mushroom
E09	Mocha Cherry
E10	Ebony
E11	Snow
E12	Fusion Maple
E13	Wild Cherry
E14	Field Cherry
E15	Vosges Pear

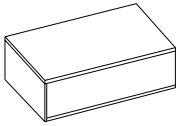
Other colors available.
 Minimum Quantity Required
 Contact Customer Service for quotation.

Specialty PVC Edge Colors: (3 colors)

E16	Silver Ribbon
E17	Beech Ribbon
E18	Aluminum

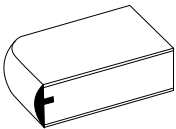
Edge Specifications

L-10 Self Edge



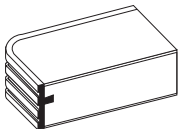
1/16" x 1-1/4" Edge laminate same as top
 Square corners with edges filed smooth

L-15 Vinyl Edge



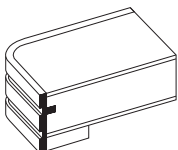
1/4" x 1-1/4" Bullnose vinyl t-mold edge
 1" radius corners

L-18 Vinyl Edge



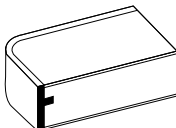
1/4" x 1-1/4" Flat grooved vinyl t-mold edge
 1" radius corners

L-20 Vinyl Edge



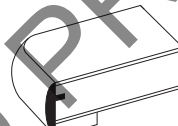
1/4" x 1-3/4" Flat grooved vinyl t-mold edge
 1" radius corners

L-21 Vinyl Edge



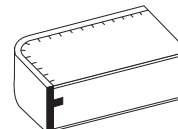
1/4" x 1-1/4" Flat vinyl t-mold edge
 1" radius corners

L-23 Vinyl Edge



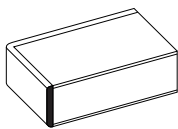
1/4" x 1-3/4" Bullnose vinyl t-mold edge
 1" radius corners

L-24 Vinyl Edge Padded Top



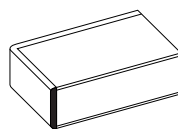
1/4" x 1-1/4" Flat vinyl t-mold edge
 1" radius corners
 Snow color only
 Naugahyde® Brand Fabric White top surface

P-12 PVC Edge



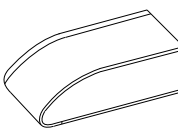
3mm x 1-1/4" Flat PVC edge
 1/8" radius corners and edges

P-14 Specialty PVC Edge



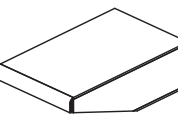
3mm x 1-1/4" Flat PVC edge
 1/8" radius corners and edges

LC-9 Post form Laminate comfort edge with PVC



2"x1-1/4" comfort eased front edge with
 3mm x 1-1/4" Flat rigid P10 Ebony PVC on
 remaining 3 sides. 1/8" radius corners and edges

PK-2 - - PVC Reverse Knife Edge 2 Sides PK-4 - - PVC Reverse Knife Edge 4 Sides



3mm x 1-1/4" Flat rigid PVC edge 1/8" radius corners
 and edges
 Contact factory for application and size requirements

Thirty (30) Year Warranty

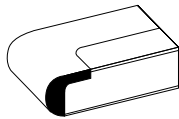
EDGE Specifications

Soft Molded Urethane

Soft Molded Urethane Edge Colors: (4 colors)

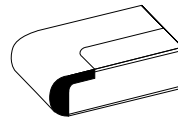
E06	Graphite
E08	Mushroom
E10	Ebony
E11	Snow

Some variation in color may be perceived due to the texture of the urethane's finish. If a precise match is required, please consult the factory for actual samples. Other colors available.
 Minimum Quantity Required
 Contact Customer Service for quotation.



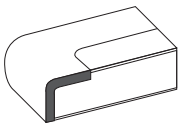
M-1 Urethane Edge

1-3/4" x 1-1/4" Deluxe Full Bullnose soft molded edge
 3/4" radius corners



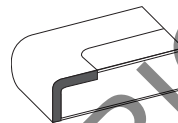
MR-1 . . . Urethane Edge

1-1/4" x 1-1/4" Standard Full Bullnose soft molded edge
 3/4" radius corners



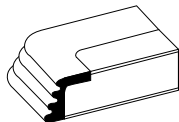
M-2 Urethane Edge

1-3/4" x 1-1/4" Deluxe Rectangular soft molded edge
 3/4" radius corners, 3/16" radius edges



MR-2 . . . Urethane Edge

1-1/4" x 1-1/4" Standard Rectangular soft molded edge
 3/4" radius corners, 3/16" radius edges



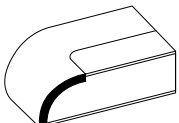
M-3 Urethane Edge

1-3/4" x 1-1/4" Deluxe Deco soft molded edge
 1-1/4" radius corners, 1/8" radius edges



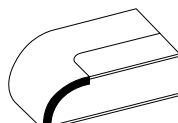
MR-3 . . . Urethane Edge

1-1/4" x 1-1/4" Standard Deco soft molded edge
 1-1/4" radius corners, 1/8" radius edges




M-6 Urethane Edge

1-3/4" x 1-1/4" Deluxe Waterfall soft molded edge
 3/4" radius corners



MR-6 . . . Urethane Edge

1-1/4" x 1-1/4" Standard Waterfall soft molded edge
 3/4" radius corners



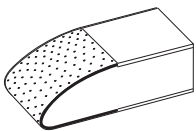
M-7 Urethane Edge

1-3/4" x 1-1/4" Deluxe No-Spill soft molded edge
 1-1/4" radius corners, 7/16" radius edges

Soft Molded Urethane Edge

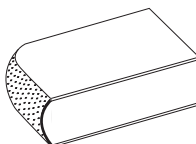
ADD 7% TO PRICES

Textured Tough Edge (only available in E06 Graphite and E10 Ebony)



TC-9 Textured Comfort Edge

2" x 1-1/4" comfort eased front edge
 with remaining 3 sides PVC
 1/8" radius corners and edges.



T-15 Textured Edge

1/8" x 1-1/4" Bullnose textured edge
 1" radius corners

Please Note: Only available in 48", 60", 72", and 84", widths by 18", 24", and 30" depth

EDGE Specifications

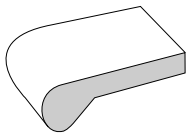
Quarry Resin, Rainbow Resin

Quarry Resin Solid Top Colors and Specifications: (12 colors)

001	Black Granite
002	Gray Granite
003	Gray Quartz
004	Blue Quartz
011	Rose Quartz
042	Blue Granite
061	Malachite
065	Moss Agate
091	Cream Quartz
094	Sandstone
101	White Quartz
111	Rose Granite

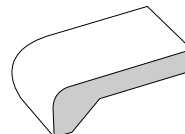
Quarry resin is a solid surface material cast as a complete table top, stain-resistant, and non-porous, a hygienic surface that is UV shielded, and resists fading or other outdoor weather degradation. Quarry tops are for indoor or outdoor applications. 3" radius corners – standard.

Other colors available.
Minimum Quantity Required
Contact Customer Service for quotation.



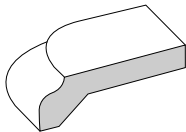
RQ-1 . . . Quarry Solid Top

1-1/4" Full Bullnose quarry resin edge
5/8" thick quarry resin top
3" radius corners



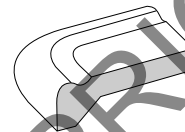
RQ-6 . . . Quarry Solid Top

1-1/4" Waterfall quarry resin edge
5/8" thick quarry resin top
3" radius corners



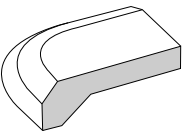
RQ-4 . . . Quarry Solid Top

1-1/4" Ogee quarry resin edge
5/8" thick quarry resin top
3" radius corners



RQ-7 . . . Quarry Solid Top

1-1/4" No-spill quarry resin edge
5/8" thick quarry resin top
3" radius corners



RQ-5 . . . Quarry Solid Top

1-1/4" Beveled quarry resin edge
5/8" thick quarry resin top
3" radius corners

Rainbow Resin Edge Colors: (4 colors)

E01	Chocolate
E02	Raincloud
E06	Graphite
E10	Ebony

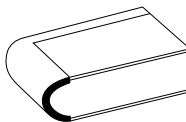
Rainbow Resin Edge Specifications:

Rainbow resin is a solid edging material cast to the table top, stain resistant, non-porous and forms a seamless hygienic surface with laminated top. The edges are matched to our Powder Coat colors.

Square corners and matte finish - Standard
1-3/4" rad. corners or polished finish available with up-charge.

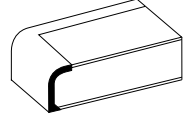
Rainbow edges are repairable with sandpaper and Scotch Brite™ pads.

For indoor applications only.



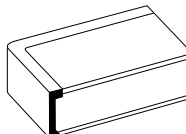
R-1 Rainbow Resin Edge

3/4" x 1-1/4" Full Bullnose rainbow resin edge
Square corners



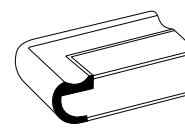
R-6 Rainbow Resin Edge

3/4" x 1-1/4" Waterfall rainbow resin edge
Square corners



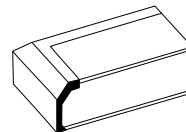
R-2 Rainbow Edge

1/4" x 1-1/4" Flat rainbow resin edge
Square corners



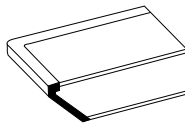
R-7 Rainbow Resin Edge

1-1/4" x 1-1/4" Bullnose No-spill rainbow resin edge
Square corners



R-5 Rainbow Resin Edge

3/4" x 1-1/4" Beveled rainbow resin edge
Square corners



R-9 Rainbow Resin Edge

1/4" x 1-1/4" Knife rainbow edge
Square corners

Thirty (30) Year Warranty

Quarry / Rainbow Resin

EDGE Specifications

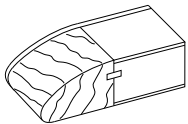
Wood Edge - Laminate Surface

Standard Wood Stains / Species:

MA1	Natural Maple	OK7	Mahogany Oak
MA2	Honey Maple	CH1	Natural Cherry
MH1	Natural Mahogany	CH2	Golden Cherry
		CH3	Dark Cherry
OK1	Natural Red Oak	WT1	Natural Walnut
OK2	Medium Oak	WT2	Dark Walnut
OK3	Dark Oak	WT3	Espresso
OK4	Black Oak		

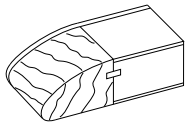
These standard finishes are applicable ONLY to the specific wood species listed. Any changes of species or finish will be considered a special stain. A sample must be provided and a charge of \$553 list per order is incurred.

Some variations in grain and color occur as wood is a product of nature. Care is taken to match grain and color, however, exact matching is not guaranteed, especially with natural wood stains.



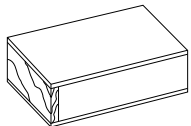
WC-9 . . . Wood Comfort Edge with PVC

Front comfort edge 2" x 1-1/4"
3mm x 1-1/8" Flat PVC edge on remaining 3 sides
(Framed Style/Lap Joint) Square corners, edges eased. Black PVC



WC-11 . . . Wood Comfort Edge with 3mm wood

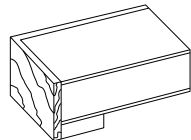
Front comfort edge 2" x 1-1/4"
3mm x 1-1/8" flat wood edge on remaining 3 sides
(Framed Style/Lap Joint) Square corners, edges eased.



W-10 . . . Wood Edge

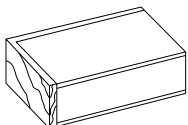
1/4" x 1-1/4" Flat wood edge (Laminate overlap)
Square corners with edges filed smooth

Recommended with Table Locks "C"



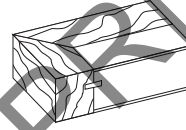
W-11 . . . Wood Edge

3mm x 1-3/4" Flat wood edge (Framed Style/Lap Joint)
Square corners, edges eased



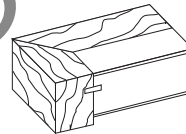
W-12 . . . Wood Edge

3mm x 1-1/4" Flat wood edge (Framed Style/Lap Joint)
Square corners, edges eased.



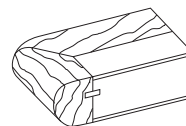
W-16 . . . Wood Edge

1-1/4" x 1-1/4" Flat wood edge
1/4" radius corners and edges



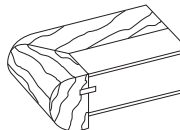
W-17 . . . Wood Edge

1-1/4" x 1-3/4" Flat wood edge
1/4" radius corners and edges



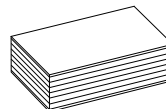
W-18 . . . Wood Edge

1-1/4" x 1-1/4" Full Bullnose wood edge
1" radius corners



W-19 . . . Wood Edge

1-1/4" x 1-3/4" Full Bullnose wood edge
1" radius corners



W-22 . . . Solid Top

1-1/4" Euro Wood edge
Square corners
Natural Finish Only.

EDGE Specifications

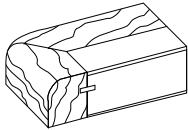
Wood Edge - Laminate Surface

Standard Wood Stains / Species:

MA1	Natural Maple	OK7	Mahogany Oak
MA2	Honey Maple		
		CH1	Natural Cherry
MH1	Natural Mahogany	CH2	Golden Cherry
		CH3	Dark Cherry
OK1	Natural Red Oak		
OK2	Medium Oak	WT1	Natural Walnut
OK3	Dark Oak	WT2	Dark Walnut
OK4	Black Oak	WT3	Espresso

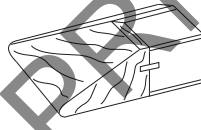
These standard finishes are applicable ONLY to the specific wood species listed. Any changes of species or finish will be considered a special stain. A sample must be provided and a charge of \$553 list per order is incurred.

Some variations in grain and color occur as wood is a product of nature. Care is taken to match grain and color, however, exact matching is not guaranteed, especially with natural wood stains.



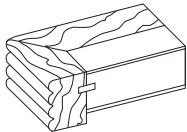
W-23 . . . Wood Edge

1-1/4" x 1-1/4" Waterfall wood edge
1/4" radius corners, edges eased



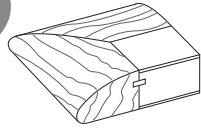
W-34 . . . Wood Edge

2-1/2" x 1-1/4" Traditional wood edge
Square corners, edges eased



W-32 . . . Wood Edge

1-1/4" x 1-3/4" Fluted wood edge
Square corners, edges eased



W-35 . . . Wood Edge

2" x 1-1/4" Traditional wood edge
Square corners, edges eased

ADD 7% TO PRICES

EDGE Specifications

Wood Edge - Veneer Surface

Standard Wood Stains / Species:

AH1	Natural Ash	OK7	Mahogany Oak
MA1	Natural Maple	CH1	Natural Cherry
MA2	Honey Maple	CH2	Golden Cherry
		CH3	Dark Cherry
MH1	Natural Mahogany	WT1	Natural Walnut
OK1	Natural Red Oak	WT2	Dark Walnut
OK2	Medium Oak	WT3	Espresso
OK3	Dark Oak		
OK4	Black Oak		

Veneer top surface.

Standard finish is medium gloss unfilled catalyzed conversion varnish.
Grain direction runs lengthwise for tops up to 96" and widthwise for tops longer than 96".

Conversion catalyzed varnish with contract quality build and sheen.
Grain on Regular and Filled finish is greatly affected by characteristic of wood.
Plain Sliced White Maple
Plain Sliced Black Walnut
Plain Sliced Cherry
Plain Sliced Oak
Plain Sliced Mahogany
Plain Sliced White Ash

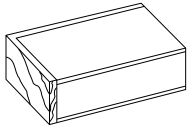
All faces are book matched and balanced.
Special or Exotic veneer available on request. Call Customer Service for quotation.
Due to the inherent color and grain differences of veneer flitches, tops ordered in natural finishes may vary slightly from one to another. This is characteristic of natural woods, therefore, exact matches are not guaranteed.

Note: The maximum length for a veneer top in one piece is 120".

These standard finishes are applicable ONLY to the specific wood species listed. Any changes of species or finish will be considered a special stain. A sample must be provided and a charge of \$553 list per order is incurred.

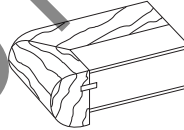
Flat or Gloss finish, please specify your selection and add \$224 per order.
Custom stain to match sample, add \$553 per order.
Filled finish add \$22 per square foot.
Specified finish sheen 15 - 20%.

Wood Edge - Veneer Surface



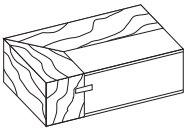
V-12 . . . Wood Edge / Veneer Surface

1/8" x 1-1/4" Flat wood edge (Framed Style/Lap Joint)
Square corners, edges eased



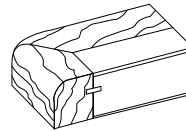
V-19 . . . Wood Edge / Veneer Surface

1-1/4" x 1-3/4" Full Bullnose wood edge
1" radius corners



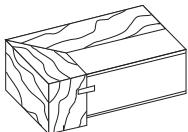
V-16 . . . Wood Edge / Veneer Surface

1-1/4" x 1-1/4" Flat wood edge
1/4" radius corners and edges



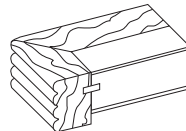
V-23 . . . Wood Edge / Veneer Surface

1-1/4" x 1-1/4" Waterfall wood edge
1/4" radius corners, edges eased



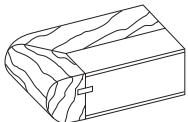
V-17 . . . Wood Edge / Veneer Surface

1-1/4" x 1-3/4" Flat wood edge
1/4" radius corners and edges



V-32 . . . Wood Edge / Veneer Surface

1-1/4" x 1-3/4" Fluted wood edge
Square corners, edges eased



V-18 . . . Wood Edge / Veneer Surface

1-1/4" x 1-1/4" Full Bullnose wood edge
1" radius corners

EDGE Specifications

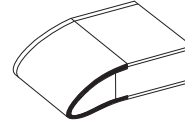
Aluminum Edge

Textured Finishes

T01	Quartzite
T02	Speckled Salt
T03	Shubi Oxide
T04	Dusty Ash
T05	Black Wrinkle
T06	Brown Wrinkle
T07	Winter Sky
T08	Wahelo Red
T09	Grazor
T12	Battleship Grey
T13	Blue Montrose
T16	Charcoal Wrinkle
T17	Platinum Wrinkle
T32	Smoketone
T37	Graytone

Metallic Finishes

M24	Chrometal
M33	Titanium
M34	Pewter
M35	Champagne
M36	Cinnamon Sparkle
M37	Volcanic Bronze
M38	Gunmetal
M39	Moonlit Silver
M40	Oyster Pearl
M41	Pumice Stone
M42	Pyrite



AC-9 . . . Aluminum Comfort Edge with PVC / Laminate Surface

2"x1-1/4" comfort eased aluminum front edge with 3mm x 1-1/4" Flat rigid P10 Ebony PVC edge on remaining 3 sides. End caps Ebony only . 1/8" radius corners and edges

Other aluminum edges available: Contact Customer Service

Smooth Finishes

S10	Ebony
S11	Snow
S14	Cappuccino
S15	Graphite
S18	Gray Luster
S19	Mink
S20	Monument Grey
S21	Tranquil
S22	Caramello
S23	Jet Black
S24	Maritime
S25	Patriot Blue
S26	Bonzai
S27	Nutmeg
S28	Dusk
S29	Sky Grey
S30	Bittersweet
S31	Signature Purple
S32	Wasabi

ADD 7% TO PRICES

Table Top Specifications

Table Top Specifications

Core Material

- 1-1/8" thick, 45 lbs. density, industrial grade western particleboard.
- 1-1/8" thick solid Euro Wood for style W22 tops.
- 1-1/8" light weight core for lightweight applications.

Plastic Laminate Top

High pressure laminate. Thickness specification varies slightly among laminate manufacturers and their patterns. Refer to p. 198 for laminate selections.

Backer

Balanced with resin impregnated backer sheet.

Veneer Top

Veneer is 0.025" thick, select quality, rotary cut or plain sliced. All faces are book matched and balanced. Tops are finished with a multicoated system of catalyzed, semi-gloss varnish. Available in lightweight core at an additional charge.

Backing sheet for veneer top

Backing sheets for veneer tops are backed with a veneer/phenolic commercial balanced backer.

Weight

Particleboard weighs approximately 5 lbs. per square foot.
Light weight core weighs approximately 3.25 lbs. per square foot.

Glue

Tops are laminated with poly vinyl acetate glue under continuous pressure in a cold press.

Sizes

Standard sizes are listed. All tops may be $\pm 1/4$ " due to variations in specs from plastic laminate manufacturers and our own standards for manufacturing. If exact sizes are required, please specify the desired top size and price the next largest top size in both directions. Exact sizes in Soft Mold and Resin Edge require a quote from Customer Service.

Edging

Self, Vinyl and PVC edges refer to p. 199
Soft Molded Urethane comfort edge refer to p. 200
Wood edges with laminate surface refer to p. 202-203
Wood edges with veneer surface refer to p. 204-205
Aluminum Comfort edge refer to p. 205

Predrilling

Predrilling or locating included with pedestal order at no additional charge. For special location, please specify. See pages 222-224 for standard pedestal location for leg placement.

Packaging

Tops are shipped in approved cartons with edge protective materials including top and bottom protective sheets of cardboard or hardboard.

Table Top Options

Edge Combinations

To combine two different edge styles on any top, add \$298 list to the higher edge style price.
For Self Edge tops with one surface laminate and another edge laminate, call Customer Service for quote.
Standard laminates only from same manufacturer.

3" Radius Corners

Laminate tops with vinyl edge, add \$42 list per corner.
Laminate tops with PVC edge, add \$57 list per corner.
Laminate tops with wood edge, add \$233 list per corner.
3" radius corners are not available on soft molded edges.
Veneer tops - Consult Customer Service 888-772-4788.

Special Shape Tops

For shapes other than those shown or listed:
Laminate tops with self or vinyl edge, add 30% to nominal top size.
Laminate tops with PVC edge, add 40% to nominal top size.
Laminate tops with wood - consult Customer Service.
Quarter Rounds require offset bases with end spiders.
Veneer surface - consult Customer Service.

For non-standard tops please specify:

- All the above, plus provide drawing, print, and/or stain/color sample.

Tamper Proof Screws

Tamper Proof screws are available for applications that require security.

Add \$42 list per spider to the threaded metal insert option shown on page 212.

FINISH Specifications

Pedestal Finishes

Powder Coat Finishes

Berco powder coating is a four step process: degreasing, conversion coating, electrostatic powder application, and oven curing above 350 degrees F. All powder coatings are epoxy resin formulations providing a very durable and hard finish.

Textured Finishes		Metallic Finishes		Smooth Finishes		Chrome Finishes	
T01	Quartzite	M24	Chrometal	S10	Ebony	C10	Bright Chrome
T02	Speckled Salt	M33	Titanium	S11	Snow	C29	Satin Chrome
T03	Shubi Oxide	M34	Pewter	S14	Cappuccino		
T04	Dusty Ash	M35	Champagne	S15	Graphite		
T05	Black Wrinkle	M36	Cinnamon Sparkle	S18	Gray Luster		
T06	Brown Wrinkle	M37	Volcanic Bronze	S19	Mink		
T07	Winter Sky	M38	Gunmetal	S20	Monument Grey		
T08	Wahelo Red	M39	Moonlit Silver	S21	Tranquil		
T09	Grazor	M40	Oyster Pearl	S22	Caramello		
T12	Battleship Grey	M41	Pumice Stone	S23	Jet Black		
T13	Blue Montrose	M42	Pyrite	S24	Maritime		
T16	Charcoal Wrinkle			S25	Patriot Blue		
T17	Platinum Wrinkle			S26	Bonzai		
T32	Smoketone			S27	Nutmeg		
T37	Graytone			S28	Dusk		
				S29	Sky Grey		
				S30	Bittersweet		
				S31	Signature Purple		
				S32	Wasabi		

Telesto pedestals available only in Textured Finishes only.

Wood Pedestal Finishes

Our wood pedestals and legs are finished with an industrial catalytic lacquer system. After sanding, one coat of sanding sealer is applied, fine sanded, then top coated with a catalytic lacquer.

These standard finishes are applicable ONLY to the specific wood species listed. Any changes of species or finish will be considered a special stain. A sample must be provided and a charge of \$553 list per order is incurred.

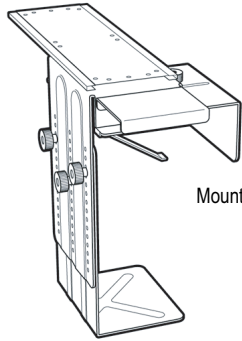
Walnut and Mahogany - Not available.

Standard Wood Stains / Species:

MA1	Natural Maple
MA2	Honey Maple
OK1	Natural Red Oak
OK2	Medium Oak
OK4	Black Oak
OK7	Mahogany Oak
CH1	Natural Cherry
CH2	Golden Cherry
CH3	Dark Cherry

OPTIONS

Computer Accessories

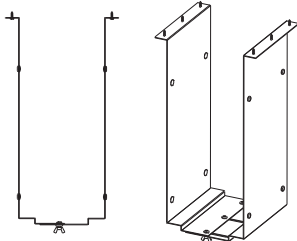


Mounting Track Measures 6" x 16"

CPU Mount

The CPU mount attaches to the bottom of the table with provided hardware. Clears desk space yet holds the CPU safely off the floor. Adjustable to accept a wide range of CPU shapes. Accommodates CPU's from 10-1/2" to 18" tall from 3-1/4" to 9" thick. Rotates a full 360° for complete access to cables and ports. Color: Black. Made from cold rolled steel.

CPU2 Mount	Swivel	\$296	list each
------------	--------	-------	-----------

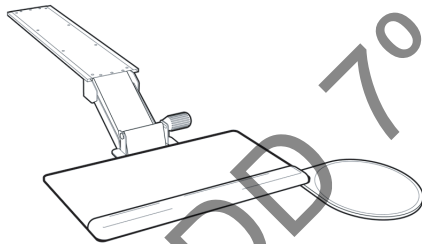


Maximum Mounting Area Measures 9" x 11-1/2"

Fixed CPU Mount

The CPU mount attaches to the bottom of the table with provided hardware. Clears desk space yet holds the CPU safely off the floor. Adjustable to accept a wide range of CPU shapes. Accommodates CPU's from up to 20" tall from 6" to 9" thick. Constructed of 16 gauge steel. Color: Black.

CPU3 Mount Fixed		\$143	list each
------------------	--	-------	-----------



Mounting Track Measures 6" x 18"

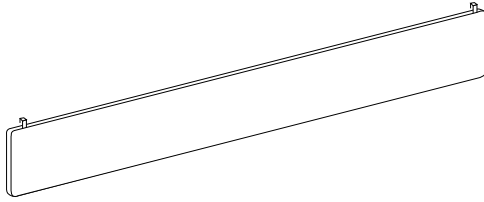
Articulating Keyboard Arm

Ergonomically designed articulating arm offers total knee clearance, one hand adjustment, and 360 degree swivel. Platform has 6-1/4" height adjustment and 15 degree tilt adjustment. Platform measures 10-3/4" x 20-1/2" and features full length palm support. Includes 8" swivel mouse platform for right or left hand use. Mechanical components are powder coated black. Platform in Graphite Spektrum, palm rest in Black.

AKA1	field installation only	\$622	list each
------	-------------------------	-------	-----------

OPTIONS

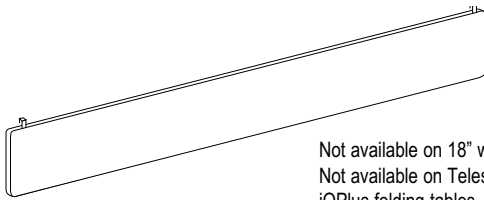
Table Options



Removable Modesty Panel (For Fixed Modesty Panel - consult factory)

3/8" thick by 8" wide particle board, laminated both sides with plastic laminate. Edged with 3mm PVC or 3/16" wood edge. Mounting hardware is custom designed 16 gauge cold rolled steel. Hook is riveted to back of panel and hanger to underside of top. Black powder coat finish. List Pricing Shown.

Model	Length	Unpacked Weight	PVC Edge Lam. Surface	Wood Edge Lam. Surface	Wood Edge Veneer Surface
RMP48	48"	10 lbs	\$253	\$355	\$636
RMP60	60"	12	277	379	661
RMP72	72"	14	317	420	702
RMP84	84"	16	349	452	734
RMP96	96"	18	383	485	767



Not available on 18" wide tables.
Not available on Telesto or iOPlus folding tables.

Folding Modesty Panel

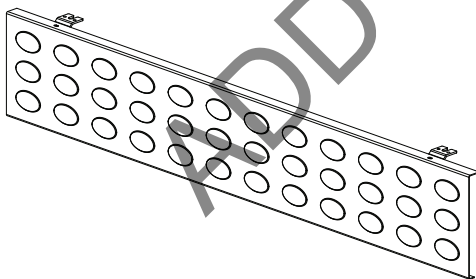
Folds under table for easy storage. This easy-to-operate spring loaded hinge allows modesty panel to be held in open/closed position without catches. Particleboard laminated on both sides with plastic laminate. Edged with 3mm PVC or 3/16" wood edge. Cannot be field installed. List Pricing Shown.

Model	Length	Unpacked Weight	PVC Edge Lam. Surface	Wood Edge Lam. Surface	Wood Edge Veneer Surface
FMP48	48"	10 lbs	\$276	\$379	\$661
FMP60	60"	12	301	403	685
FMP72	72"	14	341	444	726
FMP84	84"	16	373	476	758
FMP96	96"	18	408	509	791

Metal Modesty Panel

16 Gauge cold rolled steel modesty panel available in all standard powder coat finishes. Mounting hardware options include a permanent or removable mounting bracket. Panel is stamped with an elliptical shape design.

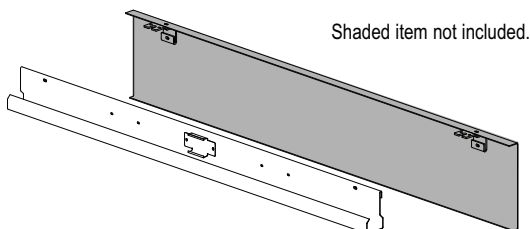
Model	Length	Unpacked Weight	Smooth & Textured	Metallic
MMP48	48"	6 lbs	\$125	\$130
MMP60	60"	7	130	135
MMP72	72"	8	140	145



Metal Wire Management Channel (Electrical on Page 216)

Metal wire manager is designed to easily attach to the metal modesty panel and provides attaching brackets for adding electrification. Includes a channel for wire management and is made of 16 gauge cold rolled steel.

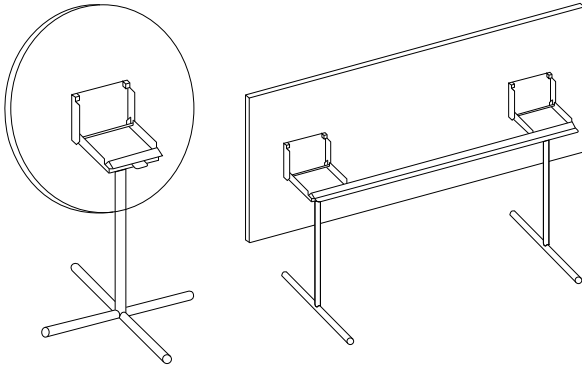
Model	Length	Unpacked Weight	Smooth & Textured	Metallic
MMC48	48"	3 lbs	\$90	\$95
MMC60	60"	4	110	115
MMC72	72"	5	125	130



Shaded item not included.

OPTIONS

Flip Top/Nesting



Flip Top Spider - FTS

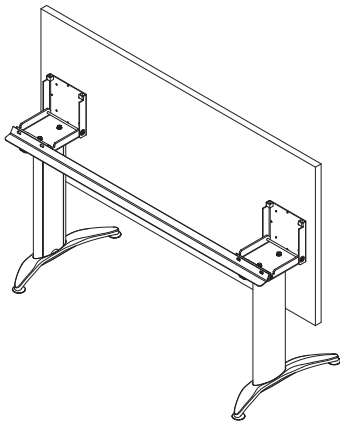
Flip Top Spider permits economical storage for multi-purpose rooms. 1/4" thick steel base and 3/16" top plate. Base plate is machined for column recess to insure levelness on 2", 3" & 4" columns. 2 point pivot and 2 point release catch for maximum support. Ergonomically designed soft nylon release lever, coated in Berco Teal, allows table to be moved from locked horizontal position to upright storage position. Size 8" x 8". Black powder coated.

Flip Top Bridge - FTSB

Bridge is attached to two Flip Top spiders that are connected to two end pedestals for simple one-hand release of both spiders. For rectangular tables up to 42" wide and 96" long table. Field installation required. List prices shown.

Model	Top Capacity	Unpacked Weight	In Lieu of Standard	Spider Only
FTS	48" rd, 42" sq	9 lbs	\$94	\$145
FTSB	42"W - 96"L	21	204	299

FTSB = 2 Flip Top Spiders with Bridge

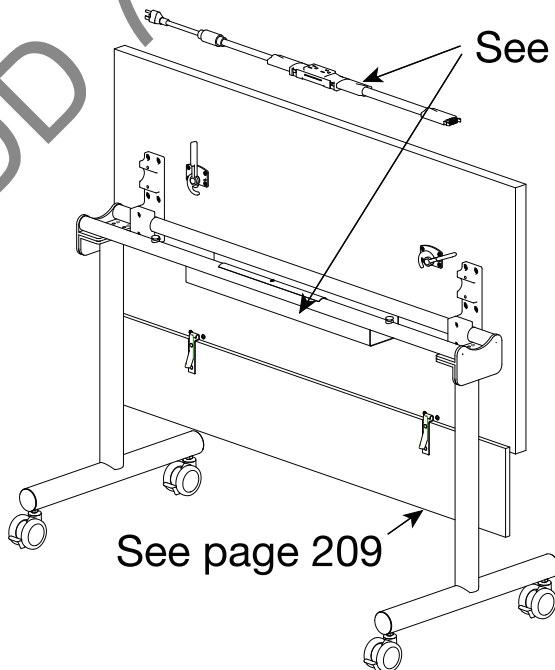


iOPlus FTSB	36"W - 96"L	21	\$253	\$361
Telesto FTS	36" rd, 36" sq	9	94	145
Telesto FTSB	36"W - 96"L	21	241	350

FTSB = 2 Flip Top Spiders with Bridge

Nesting

See page 216



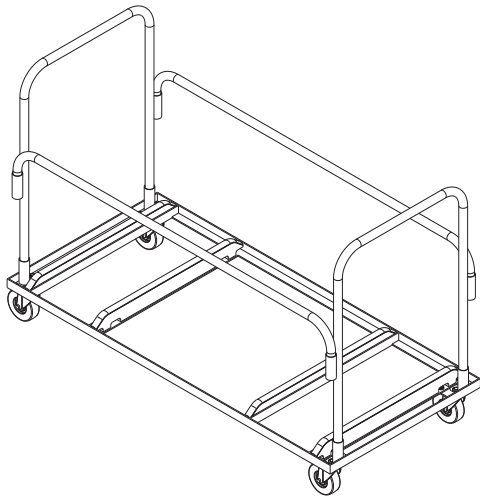
See page 209

Please specify table size at time of order.

OPTIONS

Table Storage Carts

Table Storage Carts

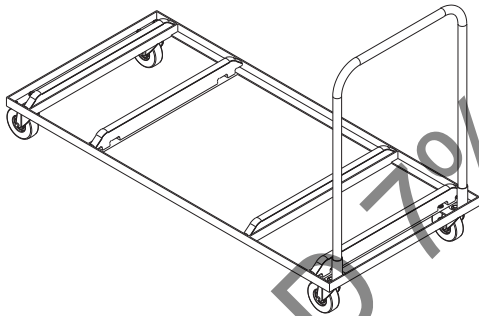


Vertical Cart - Stores rectangular tables up to 96" long and overlap vertically
(6 Folding tables stored vertically) Rectangular Tables Only.

Model	Top Length	Unpacked Weight	List Price
V48	48"	76 lbs	\$1392
V60	60"	84	1488
V72	72"	91	1488
V84	84"	98	1583
V96	96"	107	1583

Vertical Cart - Stores round tables up to 72", and square tables up to 60"
(6 Folding tables stored vertically) Round and Square Tables Only.

Model	Top Length	Unpacked Weight	List Price
V4854	Up to 54"	113 lbs	\$1665
V6072	Up to 72"	120	1754

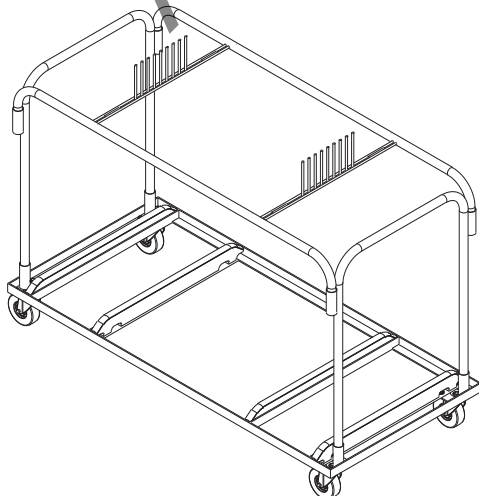


Folding Table Storage Carts

All carts are 30" wide and suitable for tables 18" to 48" wide.
Please specify size of table to be stored – all carts in black wrinkle finish only
CAUTION – Table widths over 30" may need to be stored vertically depending on available door openings.

Flat Cart - Stores rectangular table flat
(8 Folding tables) Rectangular Tables Only.

Model	Top Length	Unpacked Weight	List Price
F60	60"	78 lbs	\$1276
F72	72"	84	1276
F84	84"	88	1355
F96	96"	91	1355



Flat Cart - Modesty Panel Storage

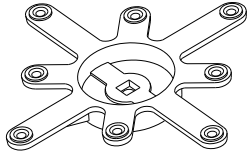
(8 Folding tables & modesty panels) Rectangular Tables Only.
All carts are 30" wide and suitable for tables 18" to 48" wide with storage device for Modesty Panel.
Please specify size of table to be stored – all carts in black wrinkle finish only
CAUTION – Table widths over 30" may need to be stored vertically depending on available door openings.

Model	Top Length	Unpacked Weight	List Price
FMO60	60"	101 lbs	\$1916
FMO72	72"	107	1916
FMO84	84"	111	1997
FMO96	96"	114	1997

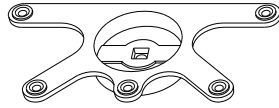
Thirty (30) Year Warranty

OPTIONS

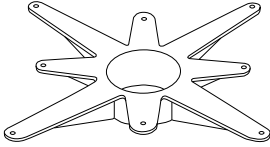
Spiders, Inserts, Spreader Beams



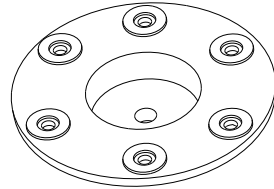
80 - 10 - 3



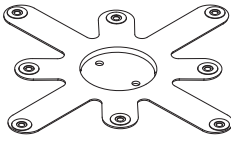
80 - 10ES (End Spider)



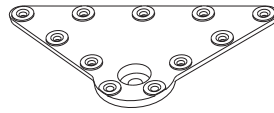
80 - 18



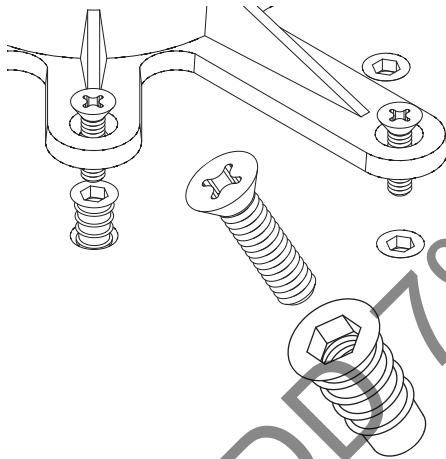
90 - 6



80-15



Corner



Special Height For Pedestals

For pedestals lower than 27-3/4" up to maximum of 40-3/4". (40-3/4" is the recommended height for standup table.)
 Maximum height for wood columns is 30".
 Up-Charge applies for any change in overall height, taller or shorter.

Spiders - cast iron

Cast iron spiders provide rigid support and prevent table deflection.
 Note: Spider height varies between models and will affect the table height. The pedestal height will be maintained at standard of 27-3/4" unless specified otherwise. All spiders are finished with recycled powder coat paint. Corner spider not available on wood legs. List prices shown.

Model	Size	Max. Column Capacity	Price in Lieu of Standard	Spider Only
80-10-3	10" x 10"	3"	N/A	\$51
80-15	15" x 15"	4"	21	71
80-18	18" x 18"	4"	28	80
80-10ES	10" x 5"	3"	15	40
90-6	6" dia.	3"	15	38
Corner	8"x10"x8"	3"	15	40

Threaded Metal Inserts

Threaded metal inserts dramatically increase the pull out strength of attachments to the top. These Inserts are made from steel and factory installed to suit the table top spider combination of your order. The spider is attached to the top with inserts via a 1/4-20 Flat Head Machine Screw. List prices shown.

Threaded Metal Inserts List Price per Spider

Threaded Metal Inserts Factory Installed (per spider)	\$128
Hardware Only	65

Column Diameter

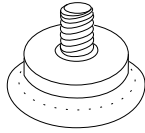
Column Diameter	Steel Column
1-1/4"	\$42 List
2"	49
3"	64
4"	82

Column Diameter

Column Diameter	Wood Column
2"	\$42 List
2-3/4"	49
3"	64
3-1/2"	82
4"	90
5"	96

OPTIONS

Glides/Casters

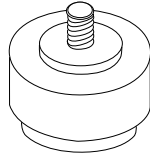


Not available on iO Plus or Telesto

Stainless Steel Glide

1" diameter with 1/4"-20 x 1" stem for adjustment on all Voyager stationary and folding pedestals. All others have 1/2" stem. Base of glide is stainless steel over plastic. Moves easily over flooring and carpet.

\$6 list each (glide only)

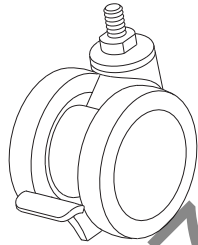


Not available on iO Plus or Telesto

Equalizer Glide

This table glide is designed to automatically adjust itself in height thereby eliminating table wobble due to uneven flooring. The glide is made of a very strong and high impact thermoplastic. It features an internal stainless steel spring as well as a 1/4" - 20 x 1/2" stem which allows for flush mounting. It can be installed on existing pedestals. The proper model glide will be provided when ordered with pedestal. Raises height of base approximately 1/4". List prices shown.

Model	Table Weight	In lieu of Standard	Glide Only
EQ1	100-350	\$9	\$10
EQ2	75-125	9	10



Casters

65 mm Black/Gray twin wheel locking caster. Stem size is M10 (10mm x 3/8"). Price includes adjustment to standard height. Casters add 3" to minimum overall height on adjustable height bases. For heights other than 27-3/4" refer to special height section on page 252. When ordering specify overall height of pedestal. Consult factory for model availability.

\$50 List each (installed)

35 List each (caster only)

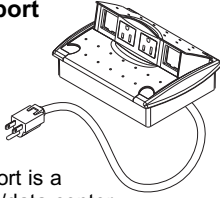
Not recommended for tables less than 24" wide.

ADD 7% TO PRICE

Power & Data Solutions

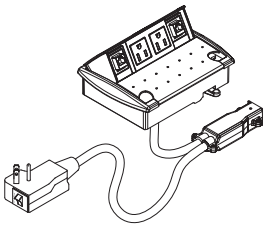
Consult Customer service for PowerNet Applications.
Please submit drawing showing locations with order.

Interport



Interport is a power/data center. Lift the lid, plug in. Leave open or closed. Slip cords through the openings. Stand alone, or in modular multiples. Cord length: 6'.

Interport Interlink



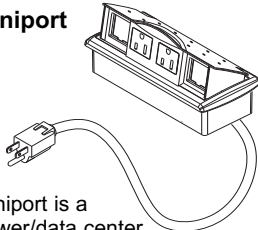
Interport Interlink unit can be connected in series

Model	Installation	Standard Power 115V	Standard Data RJ45	Standard Voice RJ11	Dimensions Above Table LxWxH	List Price
PP2-VDB	Installed	2	1	1	5" X 7" X 1/2"4.56" x 6.06"	\$281
PP2-VDC	Hardware Only	2	1	1		267

This unit may be used with flip-top table with WMC wire management.

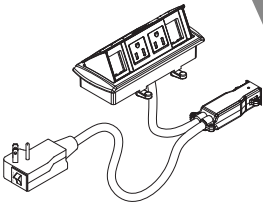
Interport Interlink is standard up to 60" centers.
Consult Customer Service for requirements greater than 60" centers.

Miniport



Miniport is a power/data center. Lift the lid, plug in. Cord length: 6'.

Miniport Interlink



Miniport Interlink unit can be connected in series

Model	Installation	Standard Power 115V	Standard Data RJ45	Standard Voice RJ11	Dimensions Above Table LxWxH	List Price
PPJ2-VDB	Installed	2	1	1	3" X 7" X 1/2"2.5" x 6"	\$267
PPJ2-VDC	Hardware Only	2	1	1		254

This unit may be used with flip-top table with WMC wire management.

Miniport Interlink is standard up to 60" centers.
Consult Customer Service for requirements greater than 60" centers.

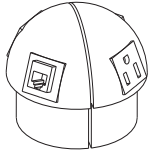
All RJ45 jacks will be standard Category 5e jacks. Consult Customer Service for other requirements.

Berco Customer Service (888) 772-4788

Please submit drawing showing locations with order.

Model		Standard Receptacles			Dimensions Above Table LxWxH	List Price
		Power 115V	Data RJ45	Voice RJ11		

Power & Data Surface

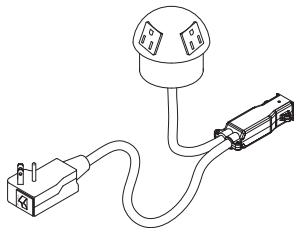


The Power & Data Surface contains two, 15AMP/115V receptacles in one half, one RJ11 and one RJ45 receptacle in the other half. Black. Cord length 6'.

PS2D2-VDB	Installed	2	1	1	3-1/2"dia. x 1-3/4"3/4" dia.	\$295
PS2D2-VDC	Hardware Only	2	1	1		281

This unit may be used with flip-top table with WMC wire management.

Power & Data Surface Interlink

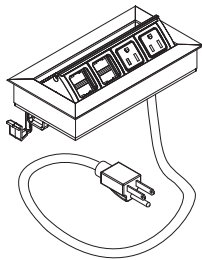


Power & Data Surface Interlink unit can be connected in series

PS2D2-VDB-DC	Installed	2	1	1	3-1/2"dia x 1-3/4"	\$634
PS2D2-VDC-DC	Hardware Only	2	1	1		621

Power & Data Surface Interlink is standard up to 60" centers. Consult Customer Service for requirements greater than 60" centers.

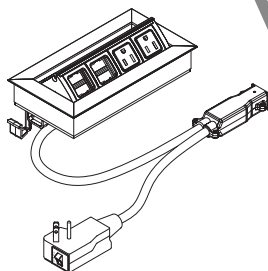
MHO



PM-2-VDB	Installed	2	1	1	4-7/16" x 8-5/8"	\$505
PM-2-VDC	Hardware Only	2	1	1		493

MHO Interlink unit can be connected in series

MHO Interlink



PM-2-VDB-DC	Installed	2	1	1	4-7/16"x8-5/8"	\$553
PM-2-VDC-DC	Hardware Only	2	1	1		540

MHO Interlink is standard up to 60" centers. Consult Customer Service for requirements greater than 60" centers.

All RJ45 jacks will be standard Category 5e jacks. Consult Customer Service for other requirements.

Thirty (30) Year Warranty

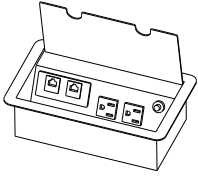
Power & Data Solutions

Consult Customer service for PowerNet Applications.
Please submit drawing showing locations with order.

Model	Standard Receptacles			Dimensions Above Table LxWxH	List Price
	Power 115V	Data RJ45	Voice RJ11		

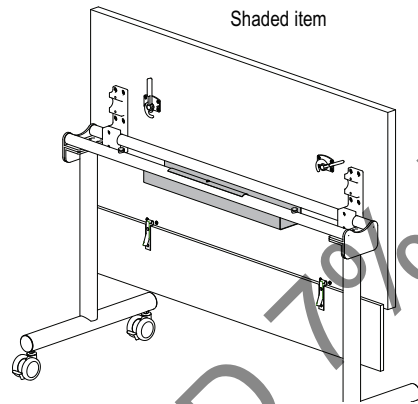
PowerLift

PB2-VDB	Installed	2	1	1	9" x 5-3/8" x 1/16"4-5/8 x 8-1/8"	\$419
PB2-VDC	Hardware Only	2	1	1		404



VGA, Audio, RCA, and other types of jacks are available in the PowerLift Data Plate.
Consult Customer Service for availability.
Longer cords are available (up to 9') at an up-charge. Add \$35 to list price.

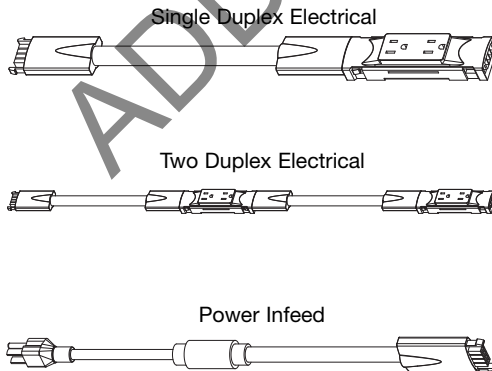
Features include power and data isolation barrier, self closing lid, 15 AMP/125V circuit breaker. Power and data connections are below table level with room for cable storage. Units have an additional receptacle on the bottom so they can be connected in series with their 6' cords. Black.



Metal Nesting Channel

Available in black only, easily fits into the nesting system to accommodate electrical and data.

Model	Length	Unpacked Weight	Black Only
MNC48	48"	1 lbs	\$45
MNC60	60"	2	90
MNC72	72"	2	90



Model #	Description	List
N48-1	Single duplex electrical system for 48" table	\$113
N60-1	Single duplex electrical system for 60" table	\$120
N72-1	Single duplex electrical system for 72" table	\$127
N60-2	Two duplex electrical system for 60" table	\$200
N72-2	Two duplex electrical system for 72" table	\$200
NI-96	15 Amp power infeed 96" length	\$122

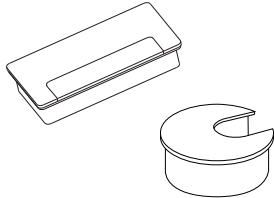
All electrical systems include a jumper to connect tables of similar size.
Table connector required when electrifying tables.

All RJ45 jacks will be standard Category 5e jacks. Consult Customer Service for other requirements.

Berco Customer Service (888) 772-4788

Table Options

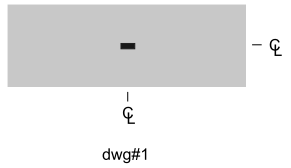
Grommets




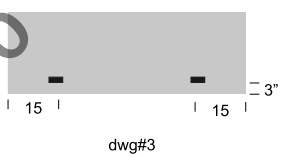
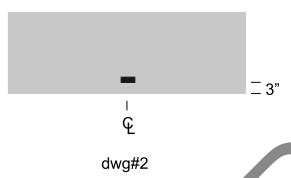
Model		Dimensions Above Table LxWxH	List Price
Rectangular	Installed	2" X 4" X 1/8" 1.80" X 3.78"	66
Rectangular	Hardware Only	.	27
Round	Installed	3" dia. X 1/8" 2.505"	66
Round	Hardware Only		27

Please specify rectangular or round.
 Round 2-3/8" I.D., Black,
 Rectangular 1-5/8" x 3-1/2" I.D., Black


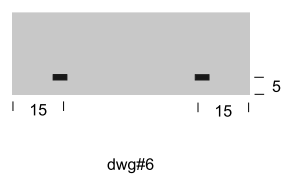
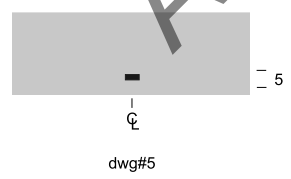
Grommet, Power and Data Solution Location



Grommet Location



Power and Data Solution Location



The above drawings illustrate Berco standard location for grommets, power and data solutions. For any other locations please include a sketch or drawing.

OPTIONS

Table Lock Configurations

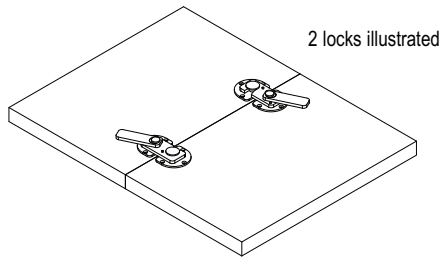


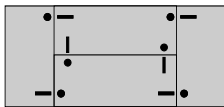
Table Locks Type "A" - Joins two tables together temporarily.

Please provide table layout drawing or refer to table configurations below.
Refer to field installation drawing below.
Berco will not be responsible for field installed applications.

\$63 list each, installed.
39 list each, hardware only.

Note: Table locks "A" not available on 18" x 48" and 18" x 60" folding tables.

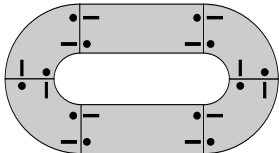
Table Lock Configurations



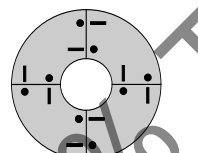
Configuration #1



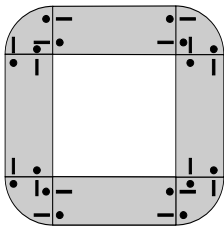
Configuration #2



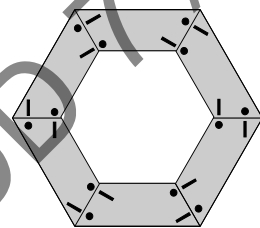
Configuration #3



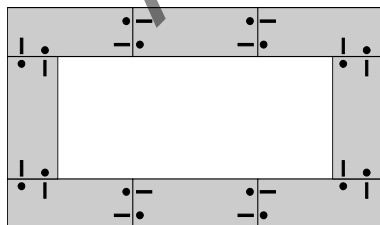
Configuration #4



Configuration #5

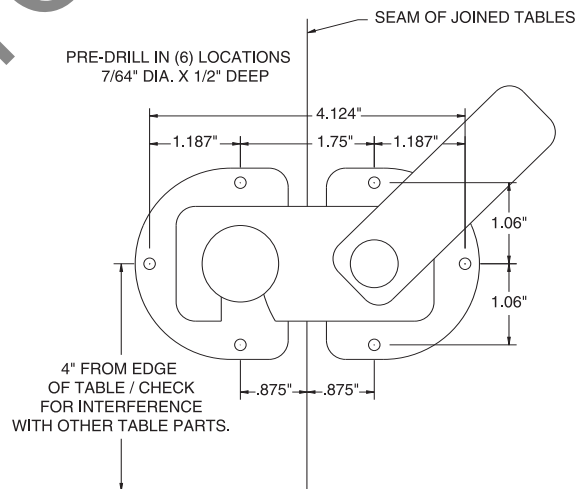


Configuration #6



Configuration #7

TABLE LOCK "A" FIELD INSTALLATION INSTRUCTIONS



NOTE: Drawing not to scale.
Not to be used as a template.

OPTIONS

Table Locks

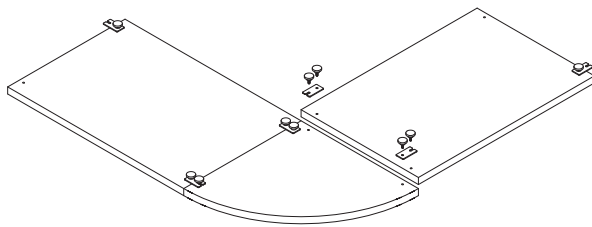
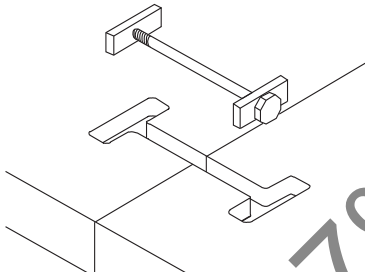
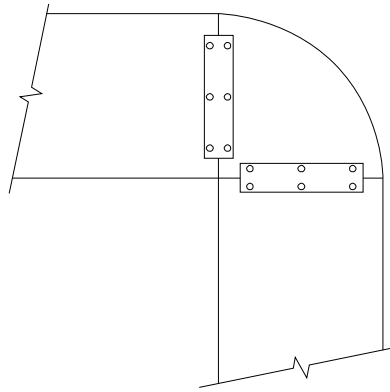
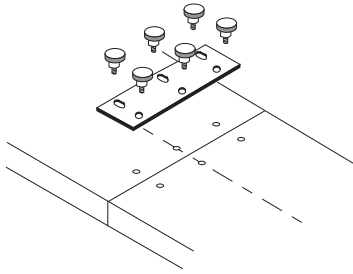


Table Locks Type "B" - Joins two tables together temporarily.

Supports quarter round tops up to 24" without the use of a supporting pedestal.
Please provide table layout drawing.
N/A on 18" wide or 48" to 60" long folding tables.
Berco will not be responsible for field installed applications.

\$176 list each, inserts installed.
79 list each, hardware only.
Knobs and plate - packed separately

Table Locks Type "C" - Joins 2 tables together permanently.

Type "C" table locks join tables with a tongue and groove joint. This joint provides added support and insures proper alignment of the two sections. These locks are standard and included in the price of conference table tops over 144" in length. If two section tops are requested in lengths less than 144", the below charge will apply as an additional cost. The raw seam is sealed and does not require an edge combination upcharge. Berco recommends seam with W-10 edge. Berco will not be responsible for field installed applications.

Up to 36" wide	2 locks,	\$361 list
37" to 48" wide	3 locks,	541 list
49" to 60" wide	4 locks,	723 list
61" to 72" wide	5 locks,	903 list

Table Locks Type "D" - Joins two tables together temporarily.

Supports quarter round tops up to 24" without the use of a supporting pedestal.
Please provide table layout drawing.
Berco will not be responsible for field installed applications.

Prices are for a set: 1 Plate, 2 Knobs

\$66 list each, inserts installed.
33 list each, hardware only.
Knobs and plate - packed separately

ADD 7% TO PRICES

SEATING CHARTS

Individual Tables

Square Tops



Top Size	Chairs	Wheelchairs
24" x 24"	2	
30" x 30"	2	
36" x 36"	4	
42" x 42"	4	2 (tight)
48" x 48"	4	2
60" x 60"	8	4

Round Tops



Top Size	Chairs	Wheelchairs
24" dia.	2	
30" dia.	2	
36" dia.	3	
42" dia.	4	
48" dia.	5	2

Top Size	Chairs	Wheelchairs
60" dia.	7	4
72" dia.	8	4
84" dia.	9	6
96" dia.	10	6

Rectangular Tops



Top Size	Chairs	Wheelchairs
24" x 48"	4	
30" x 48"	4	2
30" x 60"	6	4
30" x 72"	6	6
36" x 48"	4	
36" x 60"	6	4
36" x 72"	6	6
36" x 96"	8	6

Top Size	Chairs	Wheelchairs
42" x 72"	6	4
42" x 96"	8	6
42" x 120"	10	8
48" x 72"	6	6
48" x 96"	8	6
48" x 108"	10	6
48" x 120"	10	8
48" x 144"	12	8

Racetrack, Boat and Oval Tops



Generally, these tops will accommodate the same approximate seating as the length of the table. These shapes are the most popular for conference seating and therefore length dimensions are given in feet. Widths generally vary from 30" to 60".

Top Size	Chairs	Wheelchairs
6'	6	6
8'	8	6
10'	10	8
12'	12	8
14'	14	8
16'	16	10
18'	18	10
20'	18	10
22'	20	12
24'	22	12

This is only a guide. Seating may vary according to chair design and designer's layout. Always refer to local codes.

Seating calculation - 30" minimum per chair and 36" minimum per wheelchair.

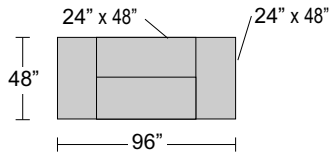
Cafeteria seating - minimum of 12 to 14 square feet for each seat. Office seating will vary.

Berco recommends a minimum of 42" space between table top edges and walls.

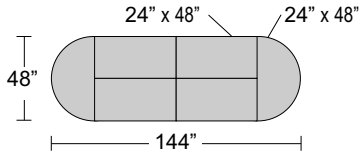
SEATING CHARTS

Training Table

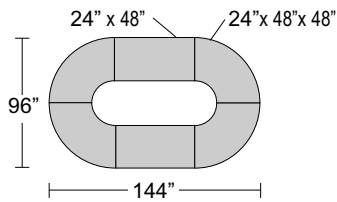
Chairs Wheelchairs



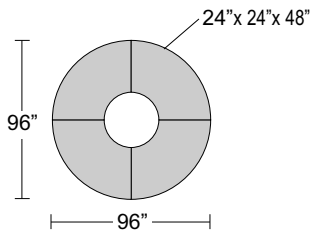
8 4



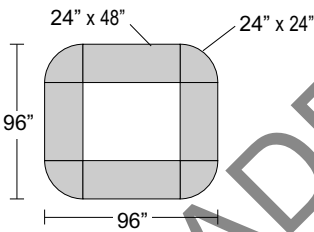
10 6



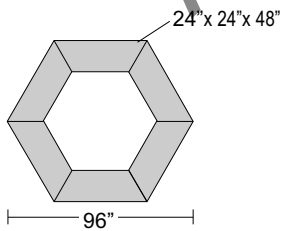
12 8



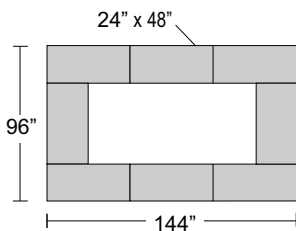
10 6



8 4

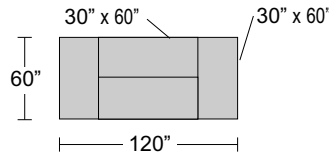


8 6

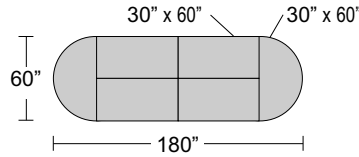


12 8

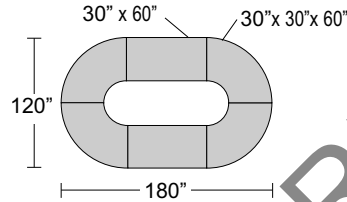
Chairs Wheelchairs



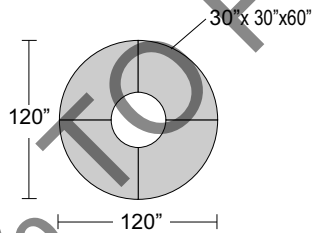
10 4



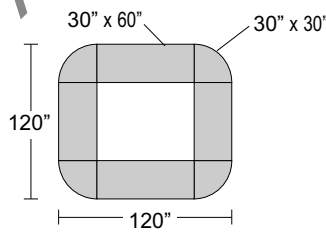
14 8



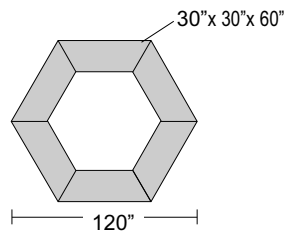
16 10



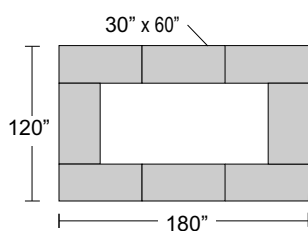
12 8



12 4

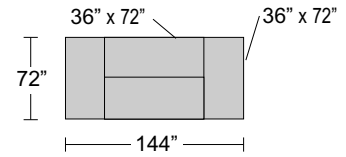


12 6

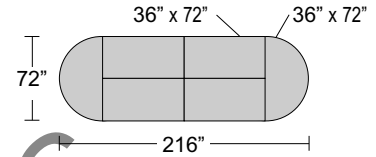


16 8

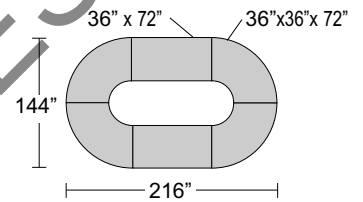
Chairs Wheelchairs



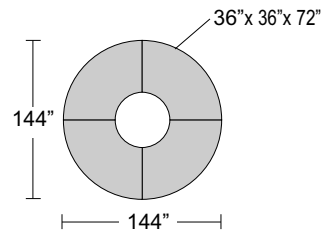
12 8



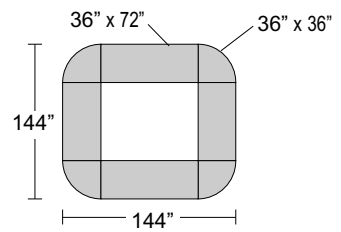
16 10



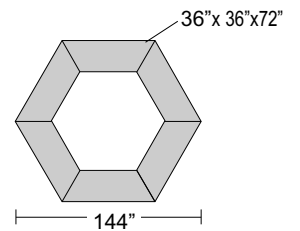
18 12



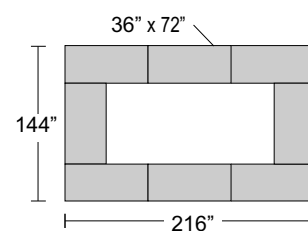
15 10



12 8



18 12



20 16

ADD 7% TO PRICES


Seating Charts

DESIGN DATA

Stationary Pedestal Spacing

Design Data

Single, Double Column and Panel End Pedestals




For proper placement do not allow more than 48" between pedestals.
For different sizes and placement of pedestals - consult Customer Service.

DESIGN DATA

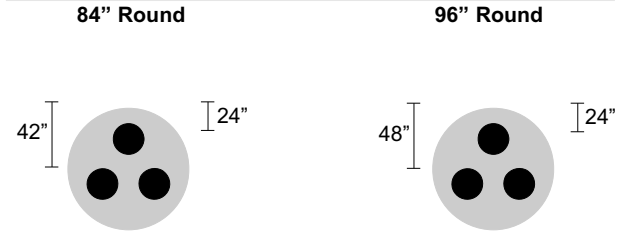
Stationary Pedestal Spacing

Design Data

Cylinder Pedestals



Cylinder Pedestals



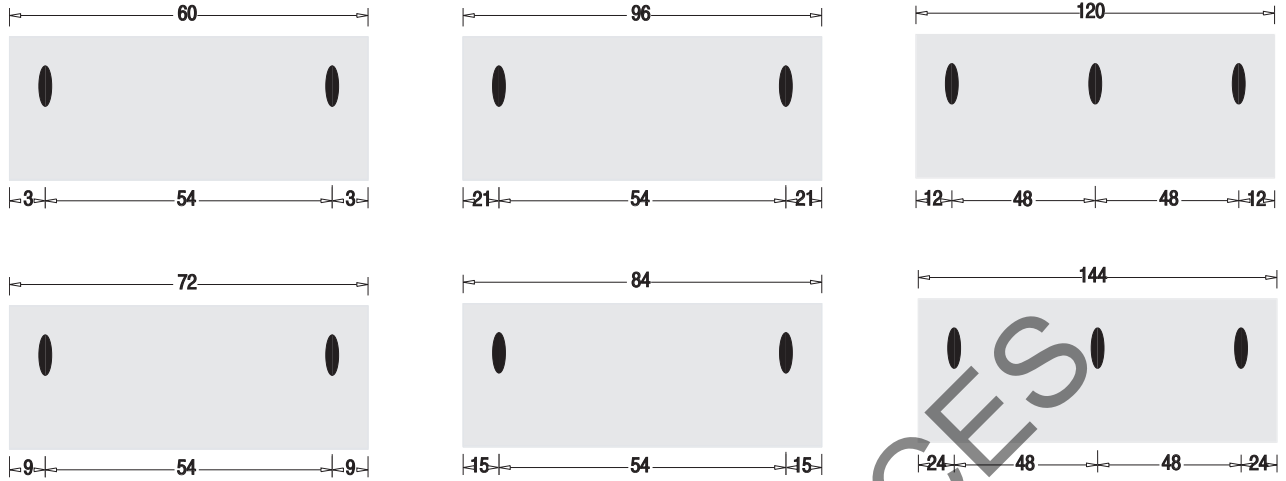
Use two half cylinders for tops up to 120" in length. For tops longer than 120" - add one or more full cylinders.
 For different size tables and placement of pedestals - consult Customer Service.

Thirty (30) Year Warranty

DESIGN DATA

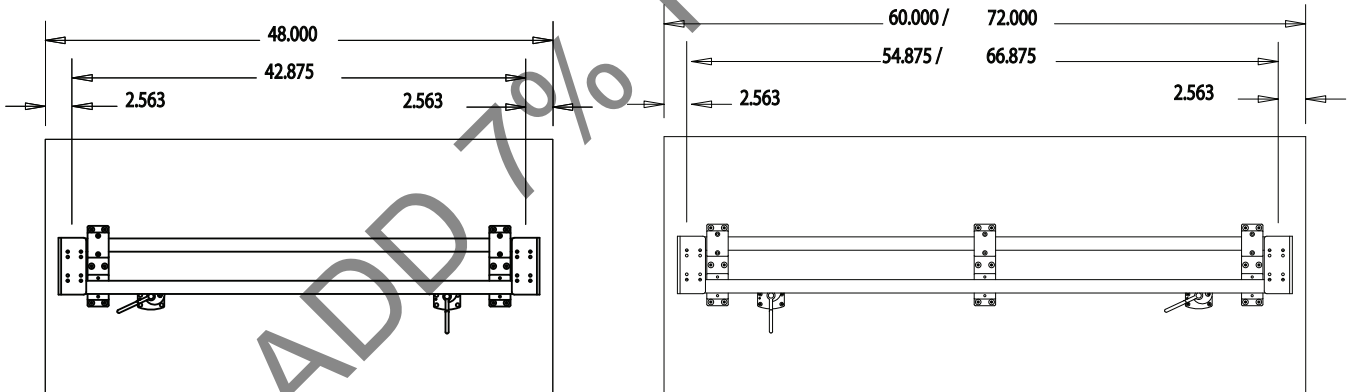
Stationary Pedestal Spacing

iO Plus Stationary Rectangular Tables Standard Tables



For proper placement do not allow more than 54" between pedestals.
For different sizes and placement of pedestals - consult customer service.

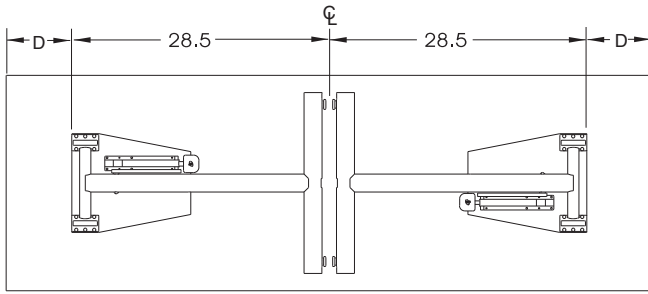
Nesting Tables



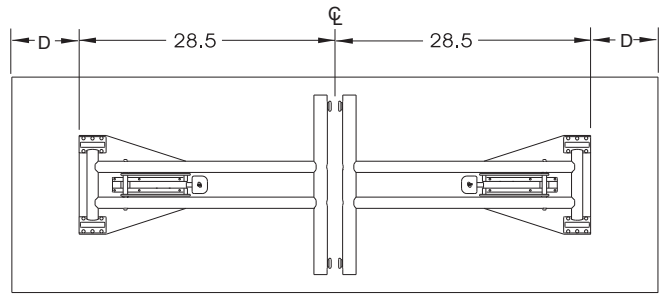
DESIGN DATA

Folding Leg Spacing

Design Data



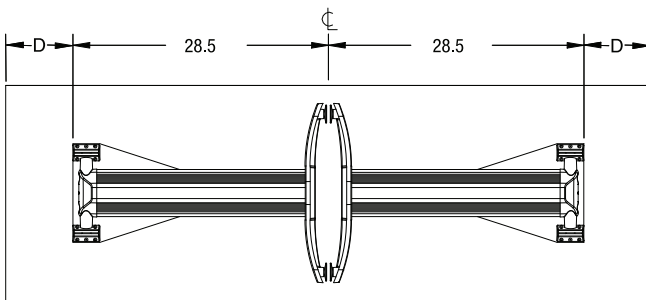
"VF" Voyager Folding Tables



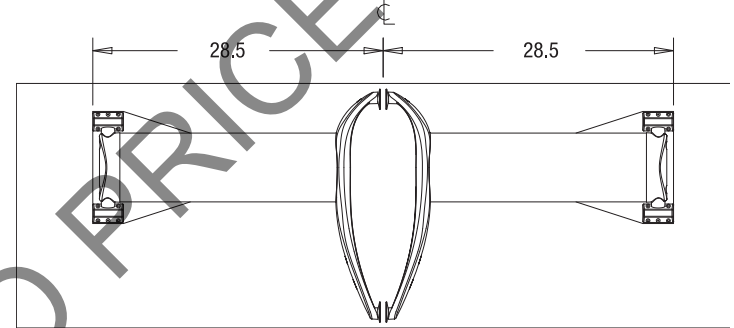
"PF" Voyager Folding Tables

Table Length	"D" Dimension
60"	1-1/2"
72"	7-1/2"
84"	13-1/2"
96"	19-1/2"

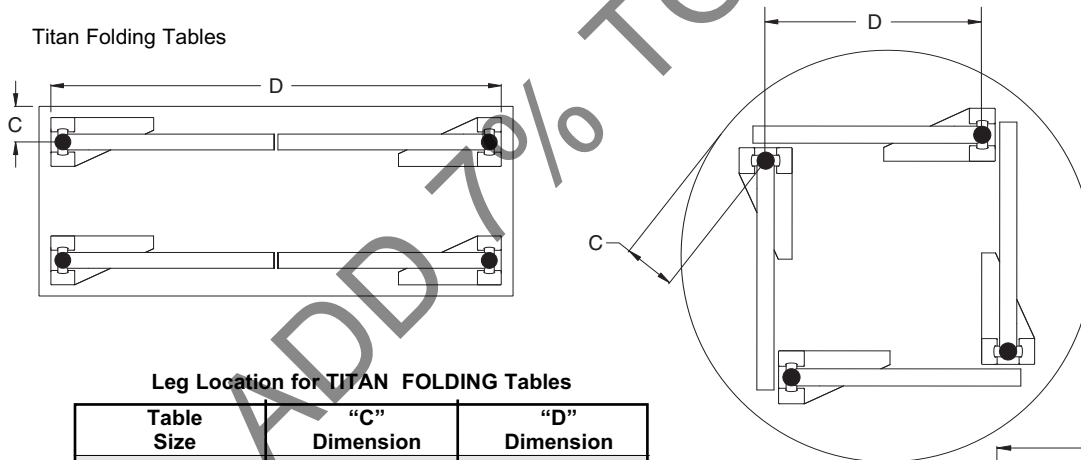
Telesco Stationary and Folding Tables



iQ Plus Stationary and Folding Tables

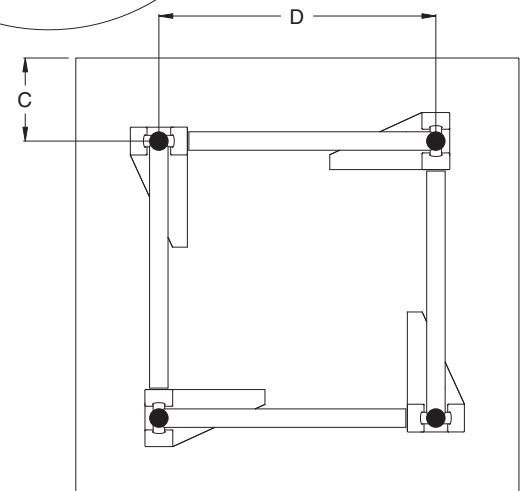


Titan Folding Tables



Leg Location for TITAN FOLDING Tables

Table Size	"C" Dimension	"D" Dimension
Round		
48" Dia.	6"	25.5"
60" Dia.	6"	34"
72" Dia.	12"	34"
Square		
42" Sq.	6"	30"
48" Sq.	9"	30"
60" Sq.	9"	42"
72" Sq.	12"	48"
Rectangle	60" to 96" length	
30" Wide	4.5"	57"
36" Wide	4.5"	57"
42" Wide	4.5"	57"
48" Wide	4.5"	57"

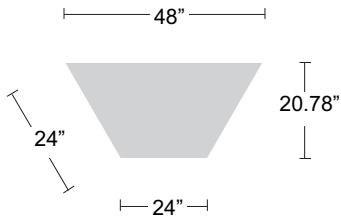


Thirty (30) Year Warranty

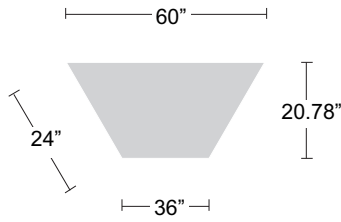
DESIGN DATA

Standard Shape Tops

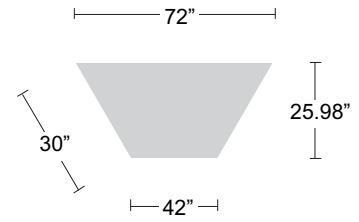
Design Data



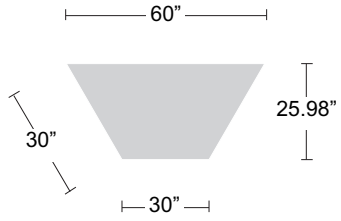
2448 Trapezoid



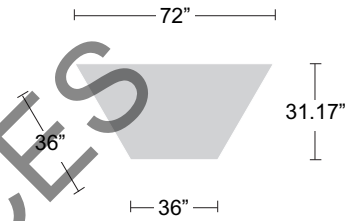
2460 Trapezoid



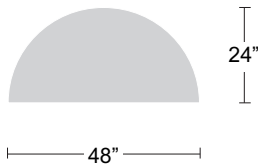
3072 Trapezoid



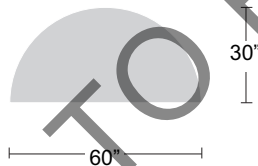
3060 Trapezoid



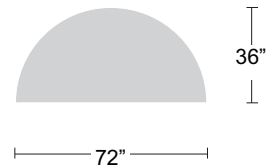
3672 Trapezoid



48 Half Round



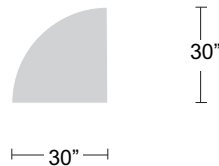
60 Half Round



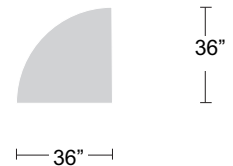
72 Half Round



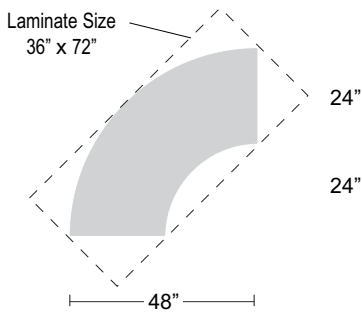
24 Quarter Round



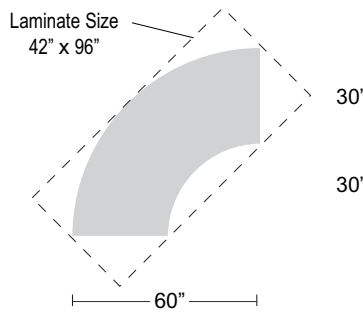
30 Quarter Round



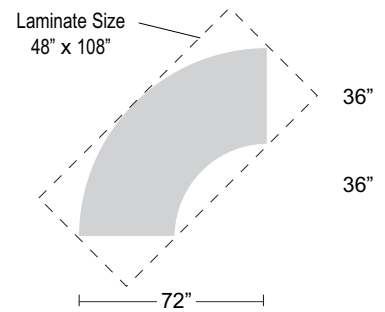
36 Quarter Round



24 Crescent



30 Crescent

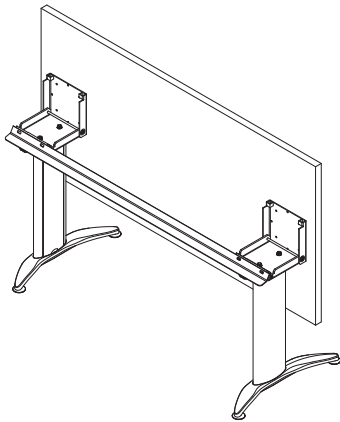


36 Crescent

For different shape tops - please provide dimensional drawings.

Berco Customer Service (888) 772-4788

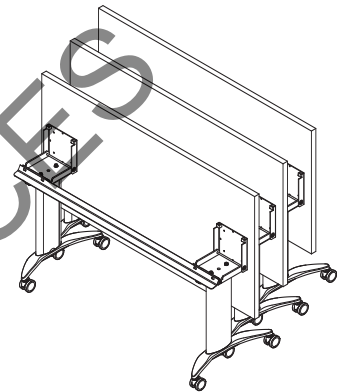
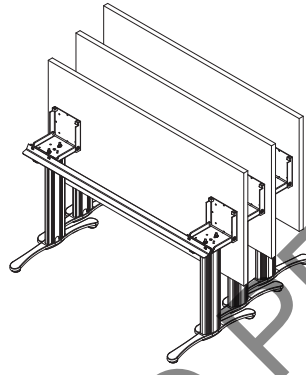
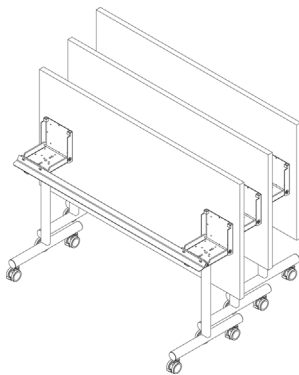
Flip-Top / Adjustable Height Specifications



Flip Top Mechanism: Stationary tables can be equipped with our Flip Top Mechanism. This mechanism consists of 1/4" thick steel base and a 1/8" thick top mounting plate with two pivot points and two release catches for maximum support. Available only in Black powder coat finish. Rectangular flip top tables come equipped with connecting bridge for easy release, teal-colored for easy identification.

Flip-Top Tables offer an elegant solution for training situations requiring frequent room reconfiguration.

By flipping and nesting the tables rooms can be rearranged quickly, allowing the room to be used for multiple purposes.



Flip-Top Specifications

iO Plus Adjustable Height Pedestal

The iO Plus adjustable height mechanism is concealed inside the aluminum extrusion column. Use the hand crank to easily adjust the top to the height required. The hand crank conveniently retracts when not in use.

All adjustable height tables require a steel stretcher between the two pedestals. Stretcher, assembly instructions and hardware are included.

ADJUSTABLE HEIGHT PEDESTAL SPECIFICATIONS:

Stretcher: 1-1/2" diameter 13 gauge steel.

Hand Crank: Retractable.

Height Adjustment Range: 12.625"

Minimum Standard Height (base only): 27.75" with glides.

Maximum Standard Height (base only): 40.375" with glides.

Minimum Standard Height (base only): 30.75" with casters.

Maximum Standard Height (base only): 42.25" with casters.

Travel Speed: 8 turns per inch.

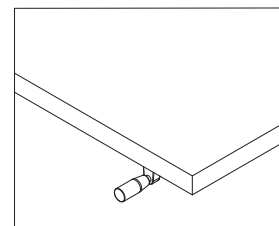
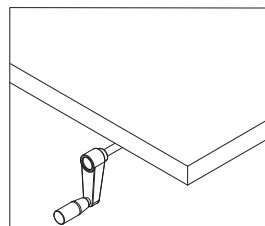

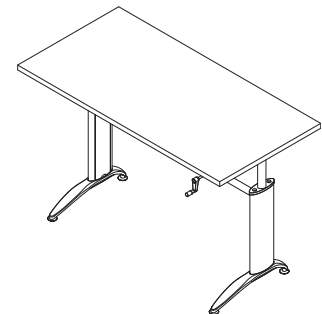
Glides: Adjustable 2" dia. Brushed stainless steel covers over a black plastic base.

Stem size is 10mm.

Casters: 65mm Black/Grey twin wheeled locking caster.

Shipping Information: pedestals assembled at factory, stretcher shipped KD.

Assembly Instructions and Hardware: Hardware supplied to assemble stretcher and 8 wood screws to mount each pedestal.

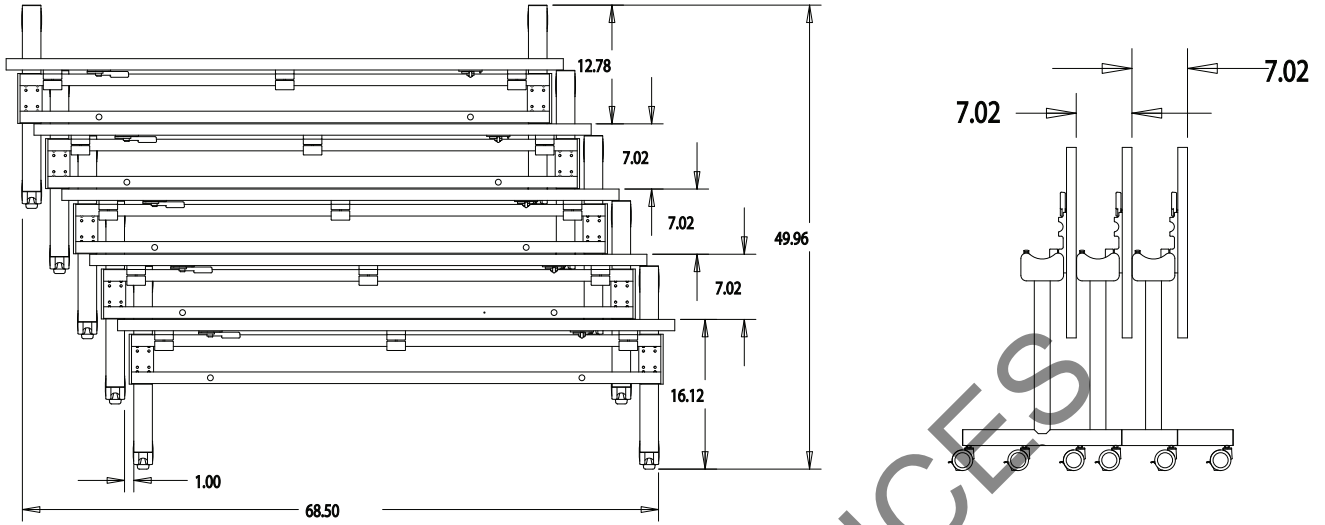


Thirty (30) Year Warranty

DESIGN DATA

Nesting

Design Data



ADD 7% TO PRICES

